




Veterans Assistance Commission of Cook County

Cook County Juvenile Center
1100 S. Hamilton, C-011 (Lower Level)
Chicago, Illinois 60612
(312) 433-6010





FY 2014

2nd Quarter Summary

March 2014 – April 2014 – May 2014

Abundio Zaragoza
Superintendent
abundio.zaragoza@cookcountyil.gov



FY2014 EXPENSES

FY 2014 EXPENSES YTD (BANK ACCT)

MONTH	Gas Bill	Electric Bill	Water Bill	TOTAL UTILITIES	Rent	Mortgage	Warehouse Direct	Hinckley Springs	Advance Uniform Co.	Tools	Payless Shoes	Employment Fees	Payroll	Ventra Passes	Food Certificates	Deluxe Checks, Inc.	Training & other Travel	Other Office Supplies	Computer Software	Other Stand Down (Misc)	TOTAL EXPENSES	# of cks	Month	DEPOSITS
Dec-13	1,045.14	597.09	900.00	2,542.23	3,600.00	600.00	1,298.94	0.00	0.00	0.00	0.00	0.00	4,572.50	1,200.00	0.00	7,200.13	0.00	0.00	0.00	2,116.83	\$23,130.63	26	Dec-13	\$0.00
Jan-14	857.06	1,183.22	236.32	2,276.60	4,200.00	1,200.00	0.00	111.30	330.86	0.00	137.11	0.00	7,120.80	0.00	0.00	0.00	940.80	373.28	0.00	160.00	\$16,850.75	42	Jan-14	\$79,959.77
Feb-14	1,200.00	1,795.84	820.94	3,816.78	7,665.00	0.00	0.00	48.25	0.00	0.00	108.00	0.00	5,938.25	9,000.00	8,000.00	0.00	0.00	0.00	0.00	0.00	\$34,576.28	38	Feb-14	\$0.00
Mar-14	1,789.86	1,200.00	0.00	2,989.86	2,955.00	0.00	0.00	11.25	88.96	121.63	72.00	105.00	4,893.50	1,200.00	0.00	0.00	0.00	11.56	798.00	0.00	\$13,246.76	36	Mar-14	\$0.00
Apr-14	1,800.00	1,464.76	352.10	3,616.86	5,200.00	0.00	0.00	0.00	185.94	0.00	107.56	107.50	6,486.25	0.00	0.00	0.00	160.00	0.00	0.00	0.00	\$15,864.11	37	Apr-14	\$0.00
May-14	1,453.80	1,278.57	0.00	2,732.37	4,200.00	0.00	1,341.97	103.90	109.96	220.73	0.00	16.00	3,755.25	13,200.00	8,000.00	0.00	0.00	0.00	0.00	982.27	\$34,662.45	37	May-14	\$79,959.77
FY2014	\$8,145.86	\$7,519.48	\$2,309.36	\$17,974.70	\$27,820.00	\$1,800.00	\$2,640.91	\$274.70	\$715.72	\$342.36	\$424.67	\$228.50	\$32,766.55	\$24,600.00	\$16,000.00	\$7,200.13	\$1,100.80	\$384.84	\$798.00	\$3,259.10	\$138,330.98	216	FY 2014	\$159,919.54
				13.0%	20.1%	1.3%	1.8%	0.2%	0.5%	0.2%	0.3%	0.2%	23.7%	17.4%	11.6%	5.2%	0.8%	0.3%		2.4%	100.0%			

2ND QTR SUMMARY (FY2014)

FY2014 VETERANS ASSISTANCE COMMISSION 2ND QTR DISBURSEMENTS																	
Month	Carfare	Rent	Food	ComEd	Water	Gas	State ID	Tools	Emergency	Uniform	Shoes	Employment	Totals				
MARCH	\$3,774	\$4,695	\$3,500	\$1,200.00	\$205.17	\$2,089.86	\$20	\$121.63	\$56	\$40.98	\$200.00	\$105.00	\$16,007.64				
APRIL	\$3,936	\$5,200	\$1,300	\$1,464.76	\$352.10	\$2,100.00	\$40	\$0	\$12	\$247.98	\$160	\$107.50	\$14,920.34				
MAY	\$3,692	\$4,200	\$2,000	\$1,278.57	\$0.00	\$1,453.80	\$40	\$221	\$40	\$236	\$120.00	\$16.00	\$13,296.84				
2Q TOTAL	\$11,402	\$14,095	\$6,800	\$3,943.33	\$557.27	\$5,643.66	\$100	\$342.36	\$108	\$525	\$480	\$229	\$44,224.82				
FY2014 VETERANS ASSISTANCE COMMISSION 2ND QTR DISBURSEMENTS (Head Count)																	
Month	Carfare	Rent	Food	ComEd	Water	Gas	State ID	Tools	Emergency	Uniform	Shoes	Employment	Totals				
MARCH	135	8	38	4	1	7	1	1	3	1	5	2	206				
APRIL	135	9	23	6	2	7	2	0	1	4	4	2	195				
MAY	129	7	20	5	0	5	2	1	1	3	3	1	177				
2Q TOTAL	399	24	81	15	3	19	5	2	5	8	12	5	578				
FY2014 VETERANS ASSISTANCE COMMISSION 2ND QTR ACTIVITY COUNTS																	
Month	Calls	Visitors	Referral	Carfare	Rent	Utilities	Food	Job	Tools	Clothing	Shoes	Employment	DD214	Certificates	GWT/School	New Vets	Women
MARCH	402	267	47	142	52	38	56	16	3	1	5	2	2	7	17	22	12
APRIL	445	308	53	125	75	84	47	22	6	4	4	2	95	4	11	51	21
MAY	326	274	62	111	53	64	37	28	16	3	3	1	81	10	8	25	17
2Q TOTAL	1173	849	162	378	180	186	140	66	25	8	12	5	178	21	36	98	50

March 2014 VETERANS ASSISTANCE COMMISSION (VAC) DAILY DISBURSEMENTS

Date	Carfare	Rent	Food	ComEd	Water	Gas	State ID	Tools	Employ.	Emergency	Uniform	Shoes	Totals
3/3/2014	Casmir Pulaski Day Observed												\$0.00
3/4/2014	\$261	\$1,195	\$150	\$300	\$0	\$0	\$0	\$0	\$0	\$24	\$0	\$0	\$1,930.00
3/5/2014	\$48	\$600	\$200	\$0	\$0	\$0	\$0	\$0	\$0	\$0	\$0	\$0	\$848.00
3/6/2014	\$42	\$600	\$50	\$0	\$0	\$300	\$0	\$0	\$0	\$0	\$0	\$0	\$992.00
3/7/2014	\$285	\$0	\$0	\$0	\$0	\$0	\$0	\$0	\$0	\$0	\$0	\$0	\$285.00
3/10/2014	\$114	\$0	\$0	\$0	\$0	\$300	\$0	\$0	\$0	\$0	\$0	\$0	\$414.00
3/11/2014	\$90	\$0	\$0	\$0	\$0	\$0	\$0	\$0	\$0	\$0	\$0	\$0	\$90.00
3/12/2014	\$85	\$600	\$200	\$300	\$0	\$0	\$0	\$0	\$0	\$0	\$0	\$0	\$1,185.00
3/13/2014	\$106	\$0	\$350	\$300	\$0	\$300	\$0	\$0	\$0	\$16	\$0	\$0	\$1,072.00
3/14/2014	\$244	\$0	\$0	\$0	\$0	\$0	\$0	\$0	\$0	\$0	\$0	\$0	\$244.00
3/17/2014	\$162	\$0	\$0	\$0	\$0	\$0	\$0	\$0	\$105	\$16	\$0	\$0	\$283.00
3/18/2014	\$360	\$0	\$400	\$0	\$0	\$300	\$0	\$0	\$0	\$0	\$0	\$0	\$1,060.00
3/19/2014	\$60	\$0	\$50	\$300	\$0	\$0	\$0	\$0	\$0	\$0	\$0	\$0	\$410.00
3/20/2014	\$170	\$0	\$750	\$0	\$0	\$300	\$0	\$0	\$0	\$0	\$0	\$0	\$1,220.00
3/21/2014	\$324	\$0	\$50	\$0	\$0	\$0	\$0	\$0	\$0	\$0	\$0	\$0	\$374.00
3/24/2014	\$185	\$0	\$0	\$0	\$0	\$289.86	\$20	\$0	\$0	\$0	\$0	\$0	\$494.86
3/25/2014	\$268	\$600.00	\$350	\$0	\$205.17	\$0.00	\$0	\$0	\$0	\$0	\$40.98	\$40	\$1,504.15
3/26/2014	\$262	\$0	\$0	\$0	\$0	\$0.00	\$0	\$0	\$0	\$0	\$0	\$0	\$262.00
3/27/2014	\$148	\$0	\$200	\$0	\$0	\$0	\$0	\$0	\$0	\$0	\$0	\$80	\$428.00
3/28/2014	\$280	\$0	\$100	\$0	\$0	\$0	\$0	\$121.63	\$0	\$0	\$0	\$40	\$541.63
3/31/2014	\$280	\$1,100	\$650	\$0	\$0	\$300	\$0	\$0	\$0	\$0	\$0	\$40	\$2,370.00
Total	\$3,774	\$4,695	\$3,500	\$1,200	\$205.17	\$2,089.86	\$20	\$121.63	\$105	\$56	\$40.98	\$200	\$16,007.64
	Carfare	Rent	Food	ComEd	Water	Gas	State ID	Tools	Employ.	Emergency	Uniform	Shoes	Totals

March 2014 Veterans Assistance Commission Daily Activity count

Date	Calls	Visitors	Referral	Carfare	Rent	Utilities	Food	State I.D.	Job	Tools	Clothing	Shoes	DD214	Certificates	CWT/School	New Vets	Women
3/3/2014	Casimir Pulaski Day Observed																
3/4/2014	23	21	1	12	5	2	7	0	2	0	0	0	1	0	2	1	1
3/5/2014	17	6	2	4	2	0	3	0	0	0	0	0	0	2	0	0	0
3/6/2014	27	10	3	3	5	2	1	0	0	0	0	0	0	0	1	1	1
3/7/2014	25	10	2	7	2	0	0	0	0	0	0	0	0	0	1	0	3
3/10/2014	17	10	3	6	3	4	2	0	1	0	0	0	0	0	2	1	0
3/11/2014	22	14	3	7	3	2	0	0	0	0	0	0	0	0	1	0	0
3/12/2014	36	11	1	4	2	2	1	0	1	0	0	0	0	0	1	0	0
3/13/2014	22	12	4	7	3	3	4	0	2	0	0	0	0	0	0	0	1
3/14/2014	10	9	0	7	0	0	1	0	0	0	0	0	0	2	2	0	1
3/17/2014	22	12	4	9	1	1	2	0	0	2	0	0	0	1	0	0	2
3/18/2014	11	18	0	8	1	2	6	0	0	0	0	0	0	1	0	7	0
3/19/2014	9	7	0	4	1	1	1	0	1	0	0	0	0	0	0	4	0
3/20/2014	13	16	5	3	1	1	4	0	3	0	0	0	1	1	0	4	2
3/21/2014	27	11	3	9	2	2	3	0	1	0	0	0	0	0	3	0	1
3/24/2014	26	21	8	7	2	3	1	1	0	0	0	0	0	0	1	1	0
3/25/2014	22	14	2	8	2	4	3	0	0	0	1	1	0	0	0	0	0
3/26/2014	17	17	1	11	1	0	3	0	0	0	0	0	0	0	1	1	0
3/27/2014	18	9	2	5	2	2	3	0	0	0	0	2	0	0	1	1	0
3/28/2014	17	15	2	9	2	2	3	0	0	1	0	1	0	0	1	1	0
3/31/2014	21	24	1	12	12	5	8	0	0	0	0	1	0	0	0	0	0
TOTAL	402	267	47	142	52	38	56	1	11	3	1	5	2	7	17	22	12

April 2014 VETERANS ASSISTANCE COMMISSION (VAC) DAILY DISBURSEMENTS

Date	Carfare	Rent	Food	ComEd	Water	Gas	State ID	Tools	Employ.	Emergency	Uniform	Shoes	Totals
4/1/2014	\$198	\$0	\$0	\$271.83	\$0	\$600	\$0	\$0	\$0	\$0	\$0	\$0	\$1,069.83
4/2/2014	\$114	\$0	\$150	\$0	\$0	\$0	\$0	\$0	\$0	\$0	\$47.98	\$0	\$311.98
4/3/2014	\$154	\$600	\$100	\$0	\$0	\$0	\$0	\$0	\$0	\$0	\$0	\$0	\$854.00
4/4/2014	\$142	\$0	\$0	\$0	\$0	\$0	\$0	\$0	\$0	\$0	\$0	\$0	\$142.00
4/7/2014	\$340	\$600	\$100	\$0	\$0	\$0	\$0	\$0	\$0	\$0	\$0	\$0	\$1,040.00
4/8/2014	\$128	\$0	\$0	\$272.36	\$0	\$300	\$0	\$0	\$0	\$0	\$0	\$0	\$700.36
4/9/2014	\$162	\$600	\$150	\$0	\$0	\$0	\$0	\$0	\$0	\$0	\$0	\$0	\$912.00
4/10/2014	\$140	\$600	\$50	\$0	\$0	\$300	\$0	\$0	\$107.50	\$0	\$0	\$0	\$1,197.50
4/11/2014	\$166	\$0	\$0	\$234.40	\$146.93	\$600	\$0	\$0	\$0	\$0	\$50	\$40	\$1,237.33
4/14/2014	\$340	\$0	\$100	\$0	\$0	\$0	\$0	\$0	\$0	\$0	\$50	\$40	\$530.00
4/15/2014	\$232	\$400	\$50	\$0	\$205.17	\$300	\$20	\$0	\$0	\$0	\$100	\$40	\$1,347.17
4/16/2014	\$36	\$600	\$0	\$0	\$0	\$0	\$0	\$0	\$0	\$12	\$0	\$0	\$648.00
4/17/2014	\$122	\$0	\$50	\$0	\$0	\$0	\$20	\$0	\$0	\$0	\$0	\$0	\$192.00
4/18/2014	\$190	\$0	\$150	\$300	\$0	\$0	\$0	\$0	\$0	\$0	\$0	\$0	\$640.00
4/21/2014	\$252	\$1,200	\$50	\$0	\$0	\$0	\$0	\$0	\$0	\$0	\$0	\$0	\$1,502.00
4/22/2014	\$200	\$0	\$100	\$386.17	\$0	\$0	\$0	\$0	\$0	\$0	\$0	\$0	\$686.17
4/23/2014	\$36	\$0	\$0	\$0	\$0	\$0	\$0	\$0	\$0	\$0	\$0	\$40	\$76.00
4/24/2014	\$30	\$0	\$50	\$0	\$0	\$0	\$0	\$0	\$0	\$0	\$0	\$0	\$80.00
4/25/2014	\$270	\$600	\$0	\$0	\$0	\$0	\$0	\$0	\$0	\$0	\$0	\$0	\$870.00
4/28/2014	\$274	\$0	\$50	\$0	\$0	\$0	\$0	\$0	\$0	\$0	\$0	\$0	\$324.00
4/29/2014	\$300	\$0	\$100	\$0	\$0	\$0	\$0	\$0	\$0	\$0	\$0	\$0	\$400.00
4/30/2014	\$110	\$0	\$50	\$0	\$0	\$0	\$0	\$0	\$0	\$0	\$0	\$0	\$160.00
Total	\$3,936	\$5,200	\$1,300	\$1,464.76	\$352.10	\$2,100	\$40	\$0	\$107.50	\$12	\$247.98	\$160	\$14,920.34
	Carfare	Rent	Food	ComEd	Water	Gas	State ID	Tools	Employ.	Emergency	Uniform	Shoes	Totals

April 2014 Veterans Assistance Commission Daily Activity count

Date	Calls	Visitors	Referral	Carfare	Rent	Utilities	Food	State I.D.	Job	Tools	Clothing	Shoes	DD214	Certificates	CWT/School	New Vets	Women
4/1/2014	26	11	2	4	3	3	2	0	0	0	0	0	6	0	1	2	0
4/2/2014	21	14	3	5	4	1	2	0	0	0	1	0	1	1	0	6	0
4/3/2014	13	10	2	6	4	4	2	0	0	0	0	0	1	0	1	1	2
4/4/2014	16	9	1	3	1	4	0	1	0	0	0	0	2	0	1	2	1
4/7/2014	12	18	3	9	6	6	3	0	0	0	0	0	3	0	0	3	2
4/8/2014	27	15	5	4	3	4	1	0	0	0	0	0	5	0	0	1	0
4/9/2014	20	14	2	6	4	2	3	0	0	0	0	0	0	0	0	2	0
4/10/2014	21	18	2	4	7	4	3	0	0	2	0	0	1	0	1	2	2
4/11/2014	29	14	2	6	3	3	0	0	0	0	1	1	8	0	0	3	1
4/14/2014	22	21	2	8	5	3	4	0	0	0	1	1	0	0	3	2	1
4/15/2014	18	14	2	6	3	5	2	1	0	1	1	1	0	0	1	3	0
4/16/2014	23	7	2	2	0	0	0	0	0	1	0	0	3	0	0	0	0
4/17/2014	14	9	0	4	2	0	0	1	0	0	0	0	1	1	1	1	1
4/18/2014	19	15	2	7	4	3	2	0	0	0	0	0	22	1	0	5	0
4/21/2014	12	19	2	9	5	4	3	1	0	2	0	0	0	1	0	5	2
4/22/2014	19	18	4	6	5	7	5	0	0	0	0	0	7	0	1	1	1
4/23/2014	23	7	2	1	0	1	0	0	0	0	0	1	9	0	0	2	1
4/24/2014	27	15	2	1	6	6	3	0	0	0	0	0	5	0	0	2	1
4/25/2014	33	15	2	10	2	4	3	0	0	0	0	0	4	0	0	1	3
4/28/2014	16	20	5	10	4	11	5	0	0	0	0	0	2	0	0	2	1
4/29/2014	21	16	4	10	2	3	3	0	0	0	0	0	3	0	1	2	1
4/30/2014	13	9	2	4	2	6	1	0	0	0	0	0	5	0	0	3	1
Total	445	308	53	125	75	84	47	4	0	6	4	4	88	4	11	51	21

May 2014 VETERANS ASSISTANCE COMMISSION (VAC) DAILY DISBURSEMENTS

Date	Carfare	Rent	Food	ComEd	Water	Gas	State ID	Tools	Employ.	Emergency	Uniform	Shoes	Totals
5/1/2014	IAVAC Meeting												\$0.00
5/2/2014	\$194	\$0	\$250	\$0	\$0	\$0	\$0	\$0	\$0	\$0	\$0	\$0	\$444.00
5/5/2014	\$236	\$0	\$250	\$0	\$0	\$0	\$20	\$0	\$0	\$40	\$0	\$0	\$546.00
5/6/2014	\$166	\$0	\$0	\$0	\$0	\$0	\$0	\$0	\$0	\$0	\$0	\$0	\$166.00
5/7/2014	\$72	\$0	\$0	\$0	\$0	\$0	\$0	\$0	\$0	\$0	\$0	\$0	\$72.00
5/8/2014	\$200	\$0	\$50	\$0	\$0	\$0	\$0	\$0	\$0	\$0	\$0	\$40	\$290.00
5/9/2014	\$92	\$600	\$0	\$0	\$0	\$0	\$0	\$0	\$0	\$0	\$0	\$0	\$692.00
5/12/2014	\$197	\$0	\$300	\$0	\$0	\$300	\$0	\$0	\$0	\$0	\$50	\$40	\$887.00
5/13/2014	\$450	\$0	\$100	\$0	\$0	\$0	\$0	\$0	\$0	\$0	\$0	\$0	\$550.00
5/14/2014	\$174	\$2,400	\$0	\$300	\$0	\$0	\$20	\$0	\$0	\$0	\$0	\$0	\$2,894.00
5/15/2014	\$138	\$0	\$100	\$600	\$0	\$300	\$0	\$0	\$0	\$0	\$0	\$0	\$1,138.00
5/16/2014	\$279	\$0	\$50	\$0	\$0	\$0	\$0	\$0	\$0	\$0	\$43.98	\$0	\$372.98
5/19/2014	\$291	\$600	\$150	\$378.57	\$0	\$553.80	\$0	\$220.73	\$0	\$0	\$0	\$0	\$2,194.10
5/20/2014	\$54	\$0	\$0	\$0	\$0	\$0	\$0	\$0	\$0	\$0	\$0	\$0	\$54.00
5/21/2014	\$216	\$600	\$50	\$0	\$0	\$0	\$0	\$0	\$0	\$0	\$0	\$0	\$866.00
5/22/2014	\$66	\$0	\$200	\$0	\$0	\$0	\$0	\$0	\$16	\$0	\$0	\$0	\$282.00
5/23/2014	\$245	\$0	\$150	\$0	\$0	\$0	\$0	\$0	\$0	\$0	\$0	\$40	\$435.00
5/26/2014	Memorial Day Recognized												\$0.00
5/27/2014	\$282	\$0	\$0	\$0	\$0	\$0	\$0	\$0	\$0	\$0	\$0	\$0	\$282.00
5/28/2014	\$220	\$0	\$100	\$0	\$0	\$0	\$0	\$0	\$0	\$0	\$142	\$0	\$461.76
5/29/2014	\$120	\$0	\$250	\$0	\$0	\$300	\$0	\$0	\$0	\$0	\$0	\$0	\$670.00
5/30/2014	2014 Veteran Summer Standown												\$0.00
5/31/2014	2014 Veteran Summer Standown												\$0.00
Total	\$3,692	\$4,200	\$2,000	\$1,278.57	\$0.00	\$1,454	\$40	\$220.73	\$16.00	\$40	\$235.74	\$120	\$13,296.84
	Carfare	Rent	Food	ComEd	Water	Gas	State ID	Tools	Employ.	Emergency	Uniform	Shoes	Totals

May 2014 Veterans Assistance Commission Daily Activity Count

Date	Daily Calls	Vet Visitors	Consult Ref	Not Eligible	Rent	Food	Gas	Lights	Water	State ID	VA CWT	Carfare Medical	Carfare School	Carfare Employment	Carfare Interview	Clothing	Shoes	Tools/ Others
5/1/2014 JAVAC Meeting																		
5/2/2014	37	15	2	0	6	2	2	2	0	0	0	4	2	0	0	0	0	1
5/5/2014	15	13	0	0	5	4	2	2	0	1	0	5	0	2	0	0	0	0
5/6/2014	11	13	4	4	1	1	1	2	0	0	1	5	0	0	0	0	0	1
5/7/2014	13	7	1	0	1	1	1	0	0	1	0	1	0	1	1	0	0	0
5/8/2014	17	12	5	2	2	4	2	1	1	0	0	2	0	3	1	0	1	1
5/9/2014	18	8	2	1	1	0	1	1	0	0	0	1	2	0	0	0	0	0
5/12/2014	9	15	6	2	1	1	1	1	1	0	0	3	0	3	0	1	1	1
5/13/2014	12	19	3	0	0	2	0	0	0	0	1	10	1	2	0	0	0	0
5/14/2014	19	21	3	0	7	1	2	3	1	1	1	2	1	1	1	0	0	1
5/15/2014	10	15	4	2	4	2	1	1	1	0	0	1	0	1	1	0	0	3
5/16/2014	14	19	2	1	3	2	3	2	0	0	0	5	2	1	1	1	0	0
5/19/2014	11	17	1	0	2	1	2	2	0	0	0	6	0	1	0	0	0	3
5/20/2014	15	8	3	0	0	0	0	0	0	0	0	4	0	0	0	0	0	0
5/21/2014	21	17	3	2	3	3	2	2	0	0	2	4	0	1	0	0	0	2
5/22/2014	13	10	3	2	4	3	1	1	0	0	0	1	0	1	1	0	0	1
5/23/2014	21	17	4	3	4	5	4	3	2	0	0	4	1	0	0	0	1	1
5/26/2014 Jail Day Recognized																		
5/27/2014	18	18	6	1	5	1	2	2	0	0	2	6	0	2	0	0	0	0
5/28/2014	32	23	8	4	4	4	3	3	1	0	1	7	0	1	2	1	0	0
5/29/2014	20	7	2	0	0	0	1	0	0	1	0	3	0	0	0	0	0	1
5/30/2014 2014 Veteran Summer Standown																		
5/31/2014 2014 Veteran Summer Standown																		
Total	326	274	62	24	53	37	31	26	7	4	8	74	9	20	8	3	3	16

March - April - May 2014 Veterans Assistance Commission Daily Activity Count

Date	# of contacts w/ the U.S. Department of Veterans Affairs	w/ the State of Illinois Department of Veterans	# of contacts w/ Municipal veteran assistance departments within cook county	# of contacts with the Cook County Cook County Veterans Court
March-2014	200	1	2	2
April-2014	231	12	9	1
May-2014	210	29	13	4
2Q TOTAL	641	42	24	7