

# **CCH Semi-Annual Disparities Report**

## **Nephrology**

### **Item # 25-0433**

Kalyani Perumal, MD MS  
Chair, Division of Nephrology  
Department of Medicine



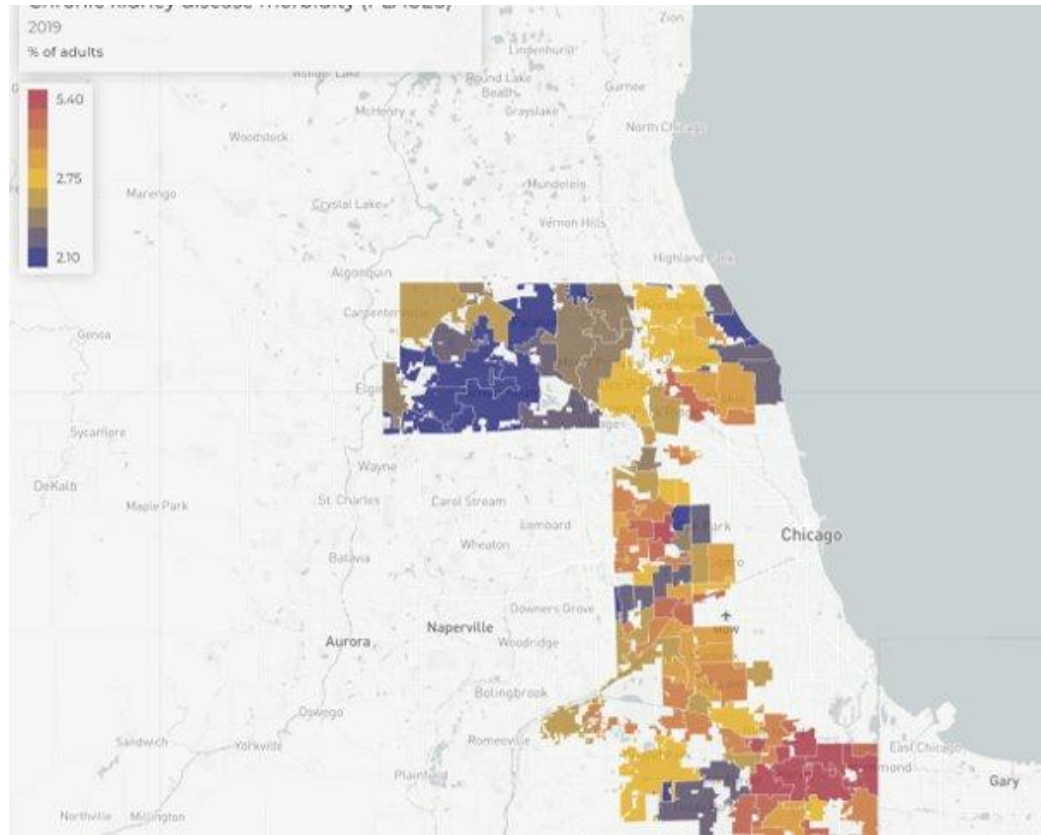
**COOK COUNTY**  
**HEALTH**

# Chronic Kidney Disease- Silent Epidemic

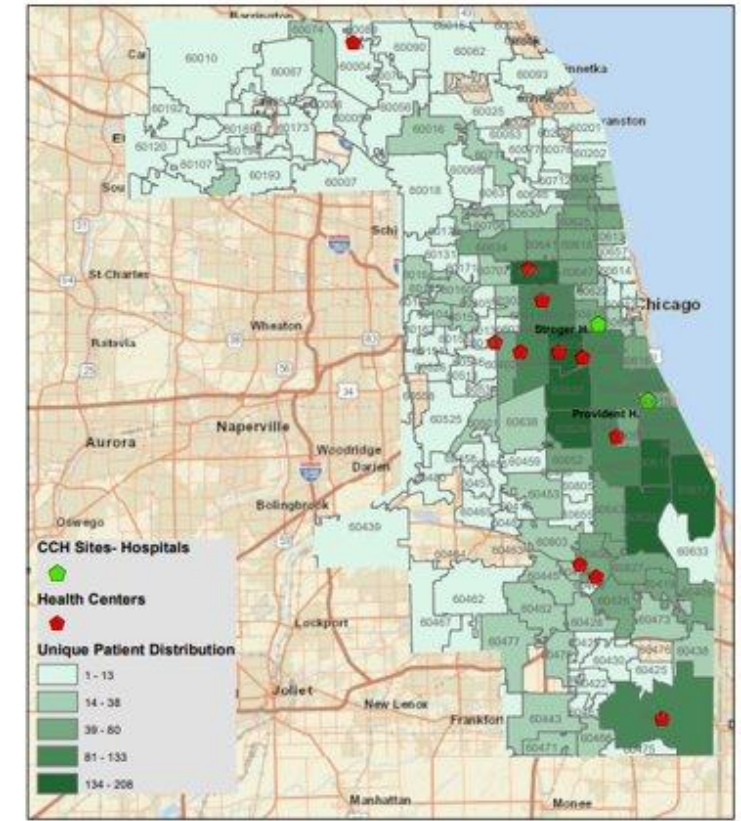
- 37 million Americans are affected by kidney disease
  - 1 in 3 adults are at risk of developing kidney disease in their lifetime
  - 1 in 3 adults with diabetes
  - 1 in 5 adults with high blood pressure may have kidney disease
- Risk of Kidney Disease
  - African Americans x 3.4 times
  - Hispanics x 1.5 times
  - Native Americans x 1.9 times
  - Asians x 1.3 times
- 9 out of 10 adults with kidney disease are unaware of their disease
- 12 people die every day while on the transplant waiting list
- Early detection of kidney disease can halt progression of kidney disease

# Geographic Patterns of Chronic Kidney Disease (CKD) in Cook County

- Ambulatory nephrology care across Stroger, Provident, Blue Island, and Core Center
- CKD burden is highest in South and West Side communities (PLACES 2019 data)
- Renal clinics are located to serve high-need populations
- Clinic volume and reach align with areas of highest disease prevalence



Renal Clinics Patient Volume  
2022-2023



## Goal

To provide access and the highest quality of care for all individuals, ensuring that every person receives the support, resources, and clinical excellence needed to achieve optimal health outcomes.

Nephrologists – 11  
Physician Assistants- 3  
Advanced Practice Nurse – 1  
Renal Dietitian -1

# Nephrology Services

## Dialysis Services

Stroger  
Provident

## Nephrology Clinics

Stroger  
Sengstacke  
Blue Island  
Core Center

## Nephrology Consult Service

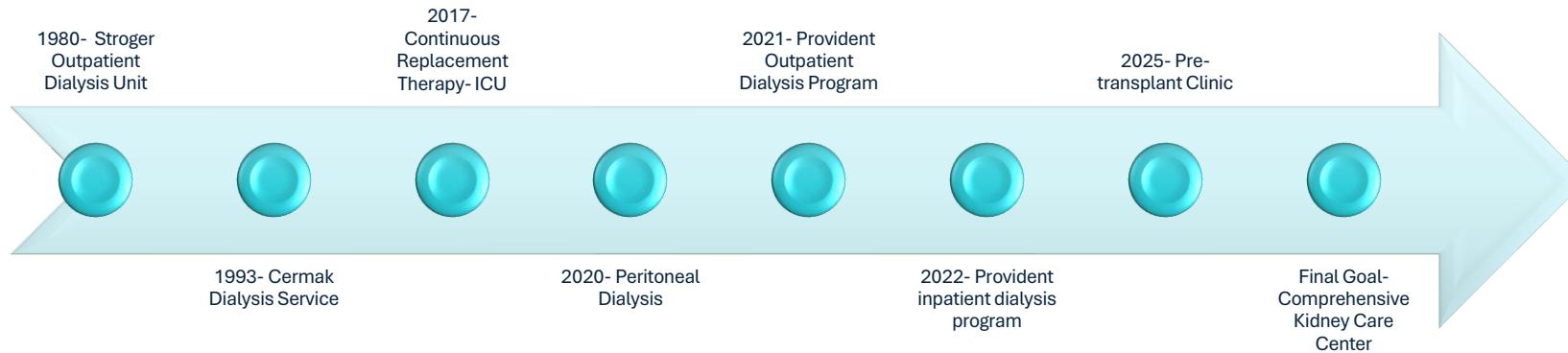
Stroger  
Provident

## Nephrology Procedure Service

Stroger

## Education and Research

# Dialysis and Transplantation



# Dialysis Services

**Provident**  
Outpatient and  
Inpatient  
Hemodialysis



**Stroger**  
Outpatient and  
Inpatient  
Hemodialysis



**Stroger**  
Outpatient and  
Inpatient Peritoneal  
dialysis



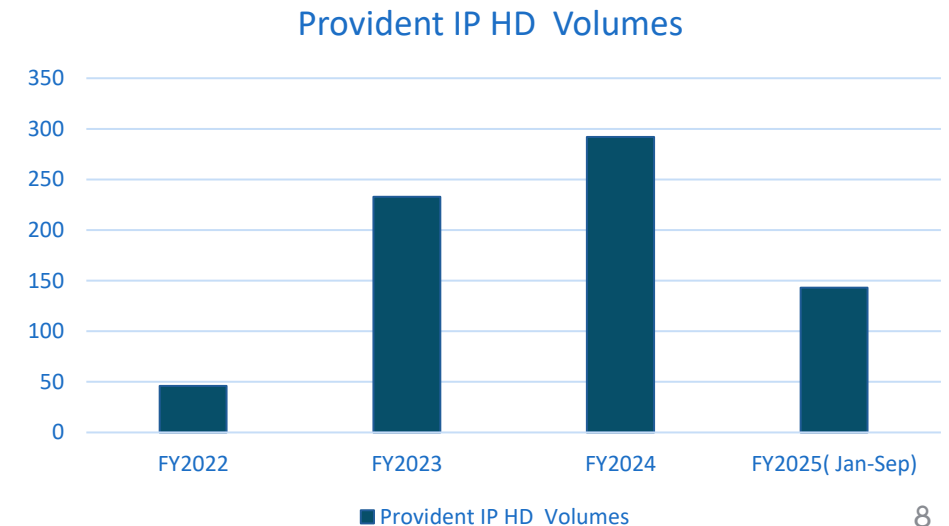
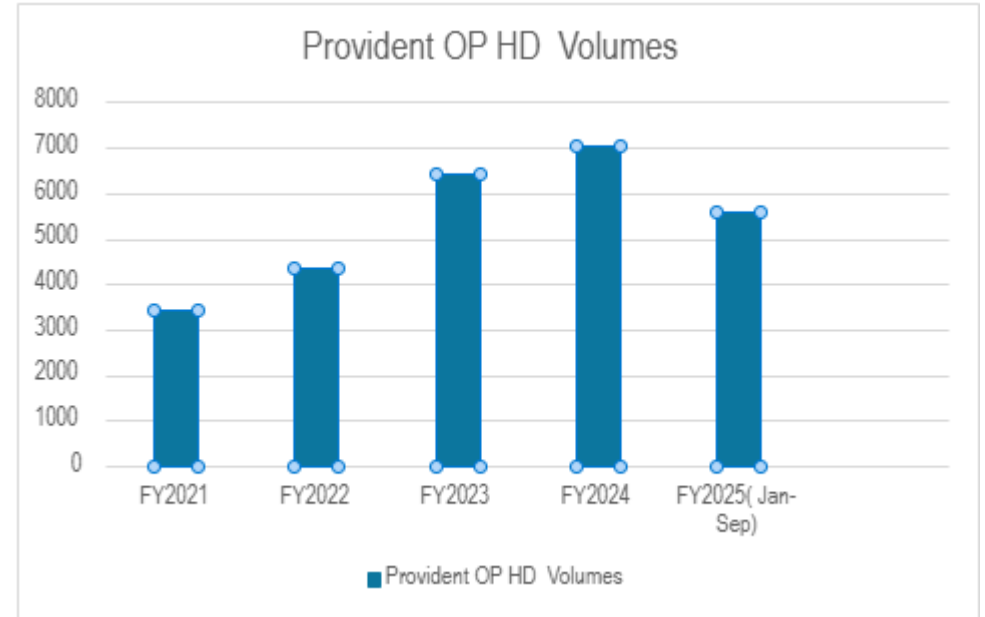
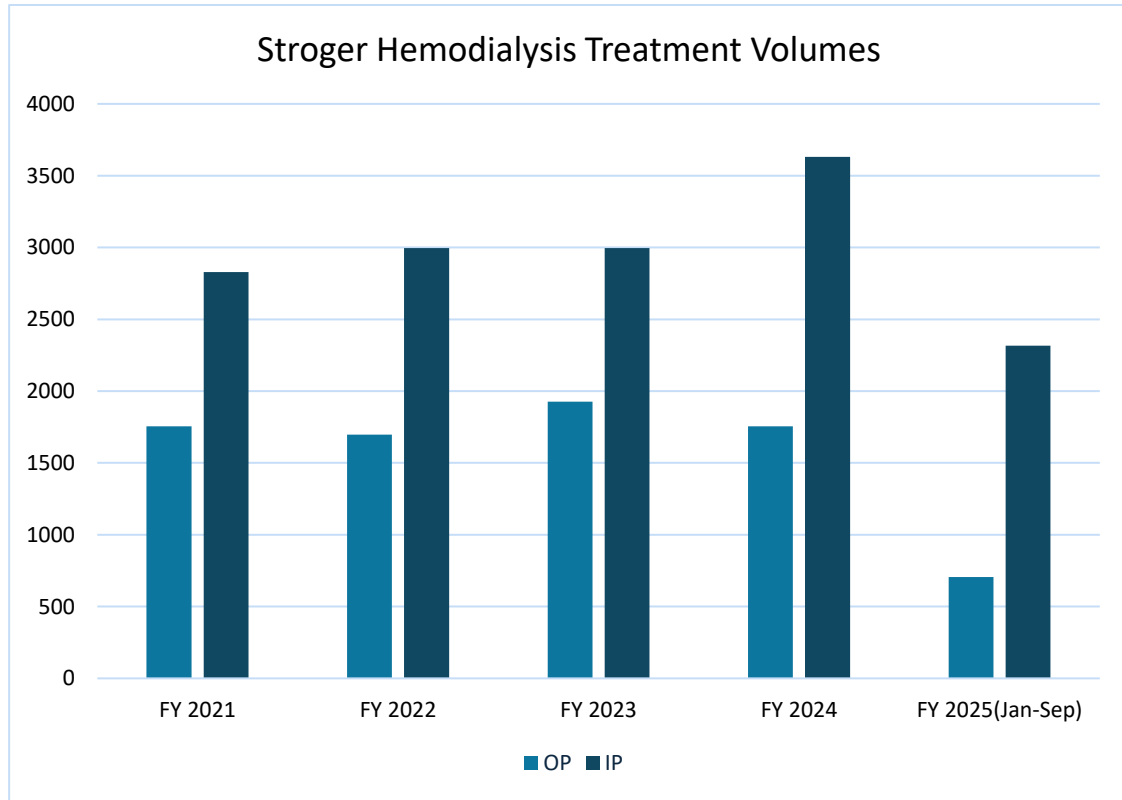
**Stroger ICU**  
Continuous Renal  
Replacement  
Therapy



**COOK COUNTY  
HEALTH**



# Stroger and Provident Hemodialysis Treatment Volumes





# Demographics and Quality Indicators of Stroger and Provident Dialysis patients

	Stroger	Provident	State	Network	National
Census ( No of patients)	HD 4/ PD 33	HD 53			
Race/ethnicity	AA 27% Hispanic 62%	AA 96% Hispanic 4%	AA 37.5% Hispanic 22%	AA 37.5% Hispanic 22%	AA 34% Hispanic 24%
Arterio-venous Fistula/graft	60%	67 %	54%	54%	58%
HD Dialysis Adequacy (kt/v)	92%	98%	97%	97%	97%
PD Dialysis Adequacy(kt/v)	87%	No PD	91%	91%	92%
Average Serum Albumin(g/dl)	3.6	4	3.5	3.5	3.5

HD- Hemodialysis  
 PD- Peritoneal Dialysis  
 AA- African –American

# Hemodialysis – IDPH Certification

- **Provident Outpatient Dialysis**

Initial Certification – April 2021

Recertification- August 2025

- **Stroger Outpatient Dialysis**

IDPH certification 2021

Anticipated Site Visit – 2025/2026

Golden Q Award- Respiratory Shield



# Peritoneal Dialysis (PD) Program

Current census- 33 patients

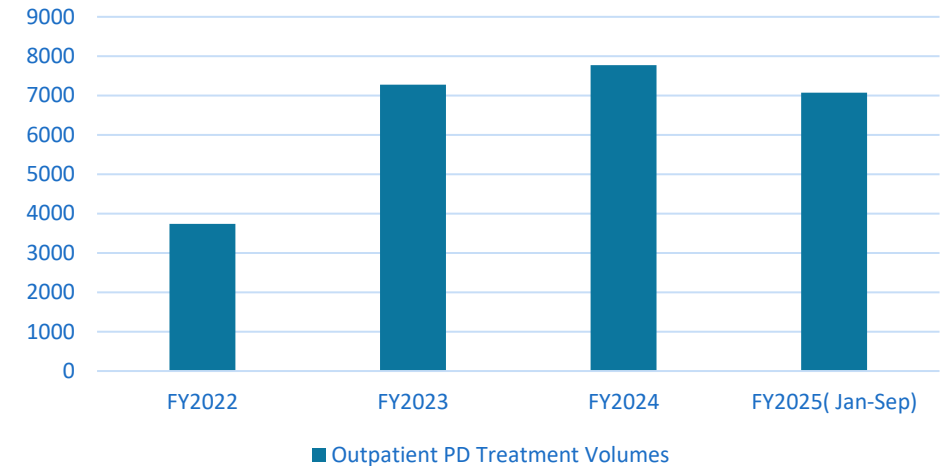
79% Hispanic

18% African American

3% Asian

- Total number of patients enrolled since inception : 60
- Total number of patients currently in this program: 33
- Discharges :
  - Transplantation – 16
  - Change in modality- 10

Outpatient PD Treatment Volumes



# Peritoneal Dialysis Program Patient Drop- out Rate

	Stroger Program	National Average
Patient Drop Rate	22%	53%

# Nephrology Procedure Service

- **Ultrasound guided Renal Biopsies – 80-100 biopsies per year**
  - **Aids in early diagnosis of renal diseases**
  - **Better patient outcomes**
- **Point of Care Renal Ultrasound- In progress**
- **Outpatient Renal Ultrasound Program- In Progress**



# Ambulatory Renal Services



## **Stroger Clinics**

Clinics 5 days/ Week  
40 Clinics



## **Sengstacke Clinics**

Clinics 2days/ week  
6 Clinics



## **Blue Island**

Clinic 2 days/ week  
7 Clinics

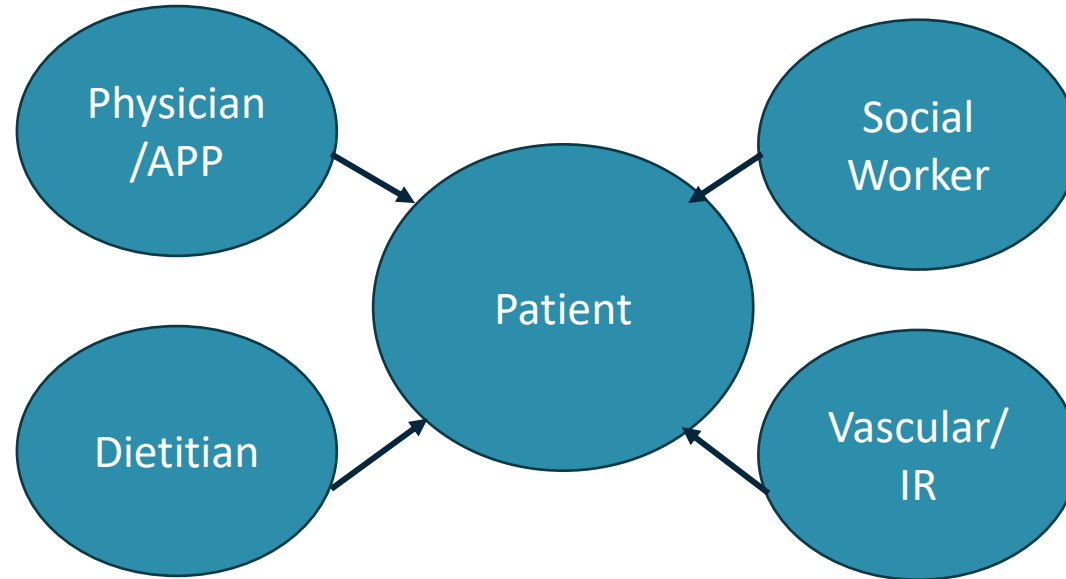


## **Core Center**

1 clinic /week

# Advanced CKD Clinic

Interdisciplinary Clinic for patients with moderate-severe kidney Disease ( Patients with estimated Glomerular filtration rate less than 20)



**Goal-** Manage complications to maintain good quality of life and help seamless transition to dialysis and transplantation



# Advanced CKD Clinic Outcomes: Safe Transition to Dialysis

- 106 individual patients seen in the clinic in 2025
  - 48 (45%) patients have Arteriovenous fistula (AVF) in place
  - 8 patients elected PD

## Hemodialysis initiation in 2025 :

- 29 (27%) patients transitioned to HD
- 23 patients (79%) started as outpatient, avoiding admission
- 16 (55%) began HD with an AVF placed at initiation - well above the national average (14% in 2020)



# CCH- UIC Pre-transplant Clinic

- Launched in Jan 2025
- Total no of referrals- 73
- Show rate – 75%
- Improved access to the Pre-transplant Clinic has significantly increased patient show rates for transplant workup

## Demographics

African American- 35%

Hispanic – 61%




# Best Clinical Practice

- Availability of genetic testing to screen for high risk APOLI genes
- System Wide adoption of modified CKD EPI equation and Cystatin C equations

## Community Engagement

- Illinois Kidney Disease Prevention and Education Task Force
- National Kidney Foundation
- Renal Network



# Thank you

