

CCH/CCDPH COVID-19 Vaccination Program & Contact Tracing Update



Cook County Health & Hospitals Committee Meeting April 13, 2021

Presenters:

- Israel Rocha, Jr., CEO Cook County Health
- Kiran Joshi, MD, MPH, Senior Medical Officer & Co-Lead, Cook County Department of Public Health
- Rachel Rubin, MD, MPH, Senior Medical Officer & Co-Lead, Cook County Department of Public Health



Cook County DEPT. of
Public Health



COOK COUNTY
HEALTH

CCH Community Vaccination Program



COOK COUNTY
HEALTH

CCH Vaccine Strategy

CCH is developing a multi-pronged approach to vaccine administration to expand current capacity, ensure an equitable distribution of vaccine in vulnerable communities and to help safely restore critical public services to the community. As vaccine supply increases, additional Points of Distribution (PODs) will be considered. **All sites require an appointment.**

POD Type	Definitions	Location(s)
CCH Mega PODs	<p>Open to the general public who meet current eligibility criteria. Scheduling is done through</p> <ul style="list-style-type: none"> vaccine.cookcountyl.gov or 1-833-308-1988 Monday-Friday 7:00 AM – 10:00 PM and Saturday 8:00 AM – 10:00 PM (new hours, effective April 5) 	<p>Tinley Park Convention Center Triton College (River Grove) South Suburban College (South Holland) Des Plaines Forest Park Matteson (<i>opens April 13, 2021</i>)</p>
Targeted PODs	<p>Open initially to a specific eligible population (i.e. educators, police, etc) within a geographic region. May have capacity to expand to other priority populations or eligible community members in same geographic area. Scheduling is done by each facility.</p>	<p>Thornton Fractional South High School (Lansing) – initial population area educators CCH Morton East Health Center (Cicero) – initial population area school personnel</p>
CCH PODs	<p>Open to CCH patients. Scheduling is done through CCH Health Centers.</p>	<p>CCH Health Centers</p> <ul style="list-style-type: none"> Suburban Locations: Arlington Heights*, Blue Island, Cottage Grove (Ford Heights), North Riverside*, Robbins Chicago Locations: Austin, Dr. Jorge Prieto, Englewood, Logan Square, Provident Hospital, Ruth M. Rothstein CORE Center, Stroger Hospital <p><i>*These sites remain open to the general public and can be scheduled via vaccine.cookcountyl.gov or 1-833-308-1988</i></p>
CCDPH Partner PODs	<p>CCDPH has distributed vaccine to 145+ partner locations Scheduling is done by each partner organization.</p>	<p><i>New Trier H.S. – Northfield Jewel-Osco (20 locations) Walgreens (40 locations) Mariano’s (15 locations) FQHCs (20 locations) Hospitals (18) Others (32)</i></p>

Vaccine Registration & Scheduling

Vaccine Website

- vaccine.cookcountyil.gov

Vaccine Hotline

- **1-833-308-1988**
Monday – Friday
7:00AM – 10:00PM
Saturday
8:00 AM – 10:00 PM

Cook County will be releasing a limited number of appointments at several of our Community Vaccination Centers at 12:00 PM on Friday, April 9th. This will be the first release of appointments under the eligibility expansion that includes individuals 16 years or older. 16 and 17 year olds can only receive the Pfizer vaccine and must be physically accompanied by a parent or guardian. As such, it is important for these individuals to schedule at a Pfizer site.

English Español

Vaccine Sign-Up Hotline: [833-308-1988](tel:833-308-1988) M-F 7am-10pm and Sat 8a-

10pm CT

For current updates [CLICK HERE](#)

[Home](#)

[COVID-19 FAQs](#)


[Top Ten Reasons to Be Vaccinated](#)

[J&J \(Janssen\) Facts](#)

[Moderna Facts](#)

[Pfizer Facts](#)

[Organization Sign-Up](#)



[Click Here to Sign-Up](#)



COOK COUNTY
HEALTH



Cook County DEPT.
of
Public Health

Vaccine Registration & Scheduling – as of 4/12/21

Microsite Stats

- **vaccine.cookcountyil.gov**
 - 1,455,003 unique registrants since January 25th launch
 - Last week, site averaged 930.2k hits each day from 550.4k from unique IP addresses
 - CCH continues to monitor the user experience and make improvements to the site

Call Center Stats

- **1-833-308-1988**
 - * **NEW HOURS** * **Monday-Friday, 7:00AM – 10:00 PM** and **Saturday, 8:00 AM – 10:00 PM**
 - Over the past week
 - 46,000 calls received
 - Additional capacity continues to be added.
 - The call center has responded to more than 598,507 inquiries since January 25, 2021.



Vaccine Supply

- While improving, vaccine supply continues to be the largest limiting factor across the U.S.
- CCH has vaccine sites with additional capacity when supply increase.
- CCH is working closely with the county and state to stand up additional Points of Distribution (PODs) in suburban Cook County in the coming weeks which will enable us to move quickly as the vaccine supply increases.



Shots in Arms – as of 4/12/21

Vaccine Administered (1st & 2nd doses) at CCH PODs*

CCH Chicago PODs*	Total	CCH Suburban PODs**	Total
Austin Health Center	3,258	Arlington Heights Health Center	21,302
Dr. Jorge Prieto Health Center	2,601	Blue Island Health Center	10,875
Englewood Health Center	3,579	Cottage Grove Health Center	8,245
Logan Square Health Center	2,951	North Riverside Health Center	18,965
Sengstacke Health Center	8,955	Robbins Health Center	8,451
Ruth M. Rothstein CORE Center	7,086		
Stroger Hospital	8,857		
TOTAL	37,287	TOTAL	67,838

* Vaccine Distributed to CCH by the Chicago Department of Public Health. City sites began later than suburban sites thus the lag in shots administered.

** Vaccine Distributed to CCH by the Cook County Department of Public Health



Shots in Arms – as of 4/12/21

Vaccine Administered (1st & 2nd doses) at Mega & Targeted PODs

Mega PODs	Total	Targeted PODs	Total
Tinley Park Convention Center	89,657	Thornton Fractional South HS	14,297
Triton College	39,634	Morton East Health Center*	11,484
South Suburban College	43,934		
Des Plaines	81,617		
Forest Park	41,417		
TOTAL	296,259	TOTAL	25,781



CCDPH Vaccine Partnerships



COOK COUNTY
HEALTH

Vaccination Data: CCDPH Suburban Cook County Jurisdiction

As of April 12, 2021:

COVID-19 Vaccines Administered to Suburban Cook County Residents

809,489

People with at least one
vaccine dose

428,573

People with complete
vaccine series

35.6%

Percent of population
with at least one vaccine

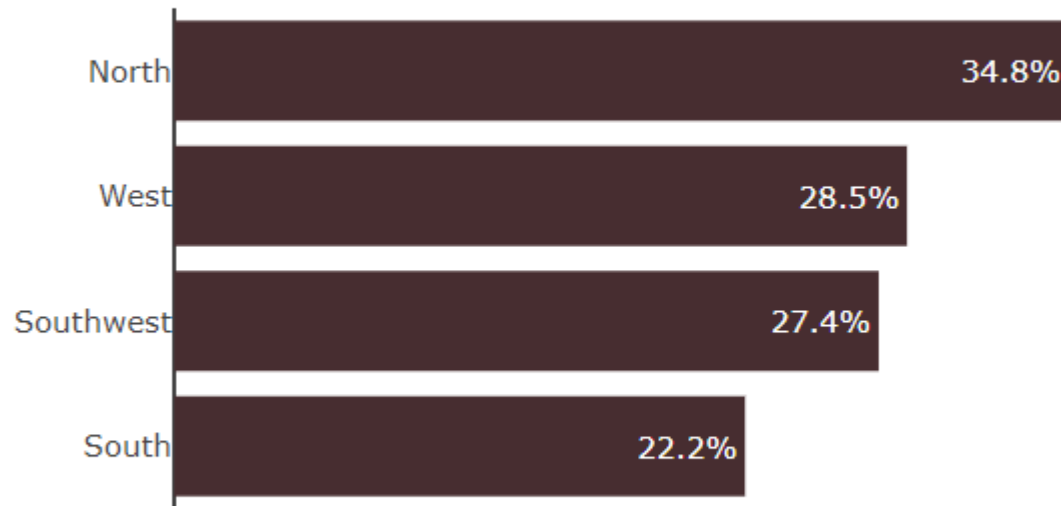
18.8%

Percent of population
with complete vaccine



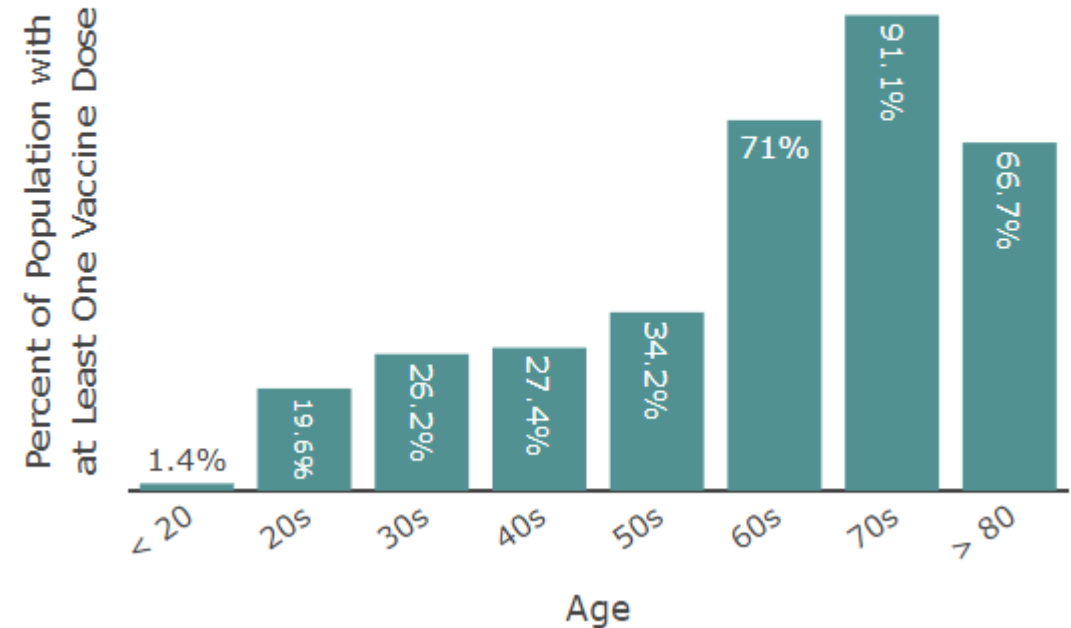
Vaccination Data by Location and by Age

COVID-19 Vaccinations by District
in Suburban Cook County, IL



Percent of Population with
at Least One Vaccine Dose

COVID-19 Vaccinations by Age
in Suburban Cook County, IL



**As of 4/2/21, nearly 84% of adults 65+
have received at least one dose of vaccine.**



COOK COUNTY
HEALTH



Cook County DEPT.
Public Health

COVID-19 Vaccine Equity Plan Principles

1 Provide support in targeted 32 municipalities to have the greatest impact

2 Prioritize support for the most vulnerable populations by using a health equity lens

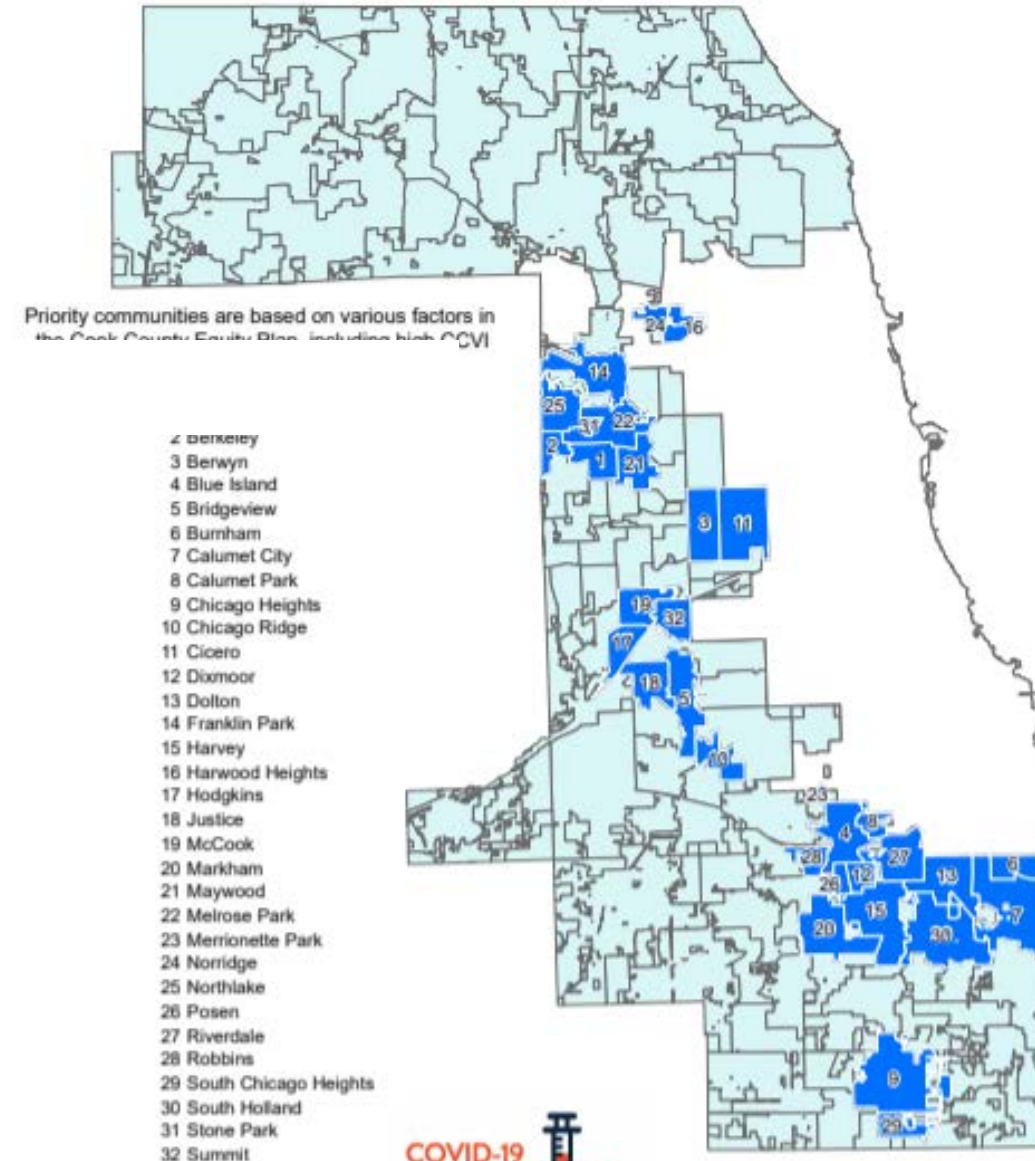
3 Coordinate efforts with other units of government and strategically leverage shared resources

4 Focus on suburban Cook County, which has substantial needs but limited resources

Priority Communities & Populations

- Communities were prioritized based on having:
 - High CCVI score (≥ 0.6) among CCDPH jurisdictional municipalities
 - High SVI score (top 15 ZIP codes) among CCDPH jurisdictional municipalities
- In addition to the 32 prioritized communities chosen, CCDPH will also focus on low wage workers, and undocumented, non-English speaking, unhoused and disabled individuals throughout suburban Cook County

CCDPH COVID-19 Priority Communities



Community Assisted Scheduling & Testimonials

Increase access to mass vaccination sites by helping individuals with literacy, language, and/or access challenges reserve appointments at vaccination sites.

"I [called] on Friday, March 19th and was immediately scheduled for Saturday March 20. All of the pertinent information was provided for me right away and all I had to do was show up. That is what I call EXCELLENT SERVICE!!

When I arrived at Morton East, it was a seamless operation. The staff, from start to finish, was very welcoming and friendly. They explained every step and had no problems answering any questions. "

- Sisters Working it Out

"You all are amazing. The Cook County Health team is truly making a difference. This is one of the biggest undertakings I've seen from the medical community. I am grateful that our organization is involved.

The feedback we have received from helping others obtain the vaccine has been overwhelmingly positive. We continue to have a waiting list each day, even from people who are anticipating the next phase to begin. "

- Barbara W. Smith, Family Life Center

*We were able to book a vaccine appointment for one of our clients who... **lives only 3 miles away from the Des Plaines vaccination site, but with no internet access, the inability to persistently try the phone hotline, as well as no access to transportation, she had no way to get vaccinated.** When we were able to book her an appointment and pay for her transportation, she was so happy! This was the first time she has left her home in a year. Exactly one week after her 82nd birthday she will receive her second dose.*

- Center of Concern



COOK COUNTY
HEALTH



Cook County DEPT.
of
Public Health

Mobile Vaccination Strategy

- Coordinating onsite vaccinations to serve populations made vulnerable that lack access to the COVID-19 vaccine (e.g. worksites, senior living facilities, shelters, etc.)
- Sites identified by requests made through Request Form on vaccine.cookcountyil.gov and community-based organization partners who can identify vulnerable groups/sites
- Prioritization process to guide where resources are directed and to ensure equitable vaccine distribution (COVID-19 Community Vulnerability Index Score * Sum of risk factors)
- Vaccine providers supporting mobile approach
 - Community Serving Providers: Cimpar, Jewel Osco, Oak Street Health, Passport Health, Health4Chicago, Doctors Test Centers, Prism
- 7,000+ vaccinated through this strategy

Homebound Vaccination Strategy

- Homebound are seniors or persons with a disability, need adaptive and/or accessible transportation to leave home AND leaving home requires considerable and taxing effort
- Homebound individuals are accessing the COVID-19 vaccine through:
 - Community events organized by AgeOptions
 - Referrals to Prime Care Physicians or other entities servicing their respective community (e.g., Arlington Heights Dept of Health and Human Services)
- Exploring use of paramedics as a complementary approach
 - Requires authorization by EMS Medical Director and IDPH, and municipal capacity and resources, to ensure that normal EMS operations are not disrupted
- Sign up available through call center as of 4/1/21

CCDPH Response Activities

- 250+ schools with cases/contacts in monitoring and provided with ongoing technical assistance & support
- 220+ congregate settings provided with ongoing technical assistance & support
- 600+ food establishment and workplace complaints responded to
- 290 order violation investigations completed
- 21,000+ inquiries from the public responded to



CCDPH Response Activities: Testing

- Why testing is important:
 - Helps treat, isolate or hospitalize people who are infected
 - Supports mitigation efforts by increasing our understanding of COVID-19 prevalence, spread and how contagious it is
- Coordinating distribution of rapid antigen tests (BinaxNOW™ COVID-19 test) for use in suburban Cook County, with more than 130,000 allocated
- Collaborating with the Illinois Department of Public Health for mobile units to support testing at schools or worksites



CCDPH Contact Tracing Initiative



COOK COUNTY
HEALTH

CCDPH Contact Tracing Initiative Update

- **Staffing**
 - Comprises 187 contact tracers and 63 case investigators
 - Includes more than 50 bilingual staff speaking eight different languages
- **COVID-19 Positive Case Investigations, March 21 and March 27**
 - 2,792 actionable COVID positive cases in suburban Cook County, of which 95.4% were called & 69% were interviewed
- **Close Contact Outreach, March 21 and March 27**
 - 93% of close contacts were called & 81.6% were reached & interviewed
- **Resource Coordination, as of March 2021**
 - Total cases referred to Care Coordination team: 450
 - 20.9% requested food resources; 19% household items and cleaning supplies; 17% income assistance



Thank You 



COOK COUNTY
HEALTH