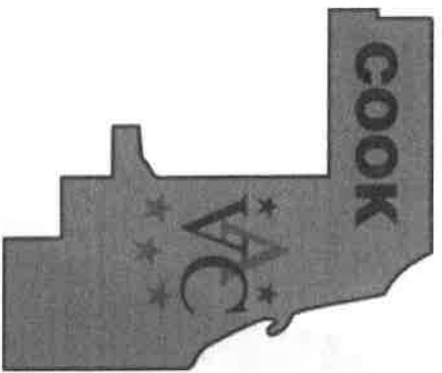


**Veterans Assistance Commission  
of Cook County**



**FY 2014 Budget**




**Abundio Zaragoza**

**Superintendent**

**Monday, October 21, 2013**

# Veterans Assistance Commission of Cook County

- "Military Veterans Assistance Act", Chapter 330, ILCS Section 45/0.01 through 45/11



- VAC of Cook County has provided Veterans Assistance for 103 years

# Veterans Assistance Commission of Cook County






## Mission:


- “Provide needed services to eligible Veterans and families who are in need of assistance with meeting basic living expenses and or advocacy services”

# VAC


## Developed Networks

- Veterans Administration, (health care)
- Veterans Benefits Administration
- Illinois Department of Veterans Affairs
- City of Chicago Department of Veterans Affairs
- All Veteran Organizations in Cook County
- American Legion, VFW, AMVETS, Purple Hearts, Vietnam Veterans of America, Disabled American Veterans, Paralyzed Veterans of America, Student Veterans of America, IAVA, CVO, PLVA...



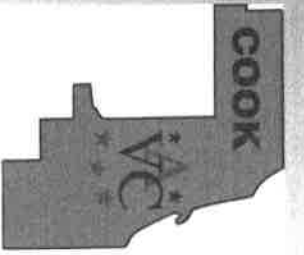


# Veteran Populations by County

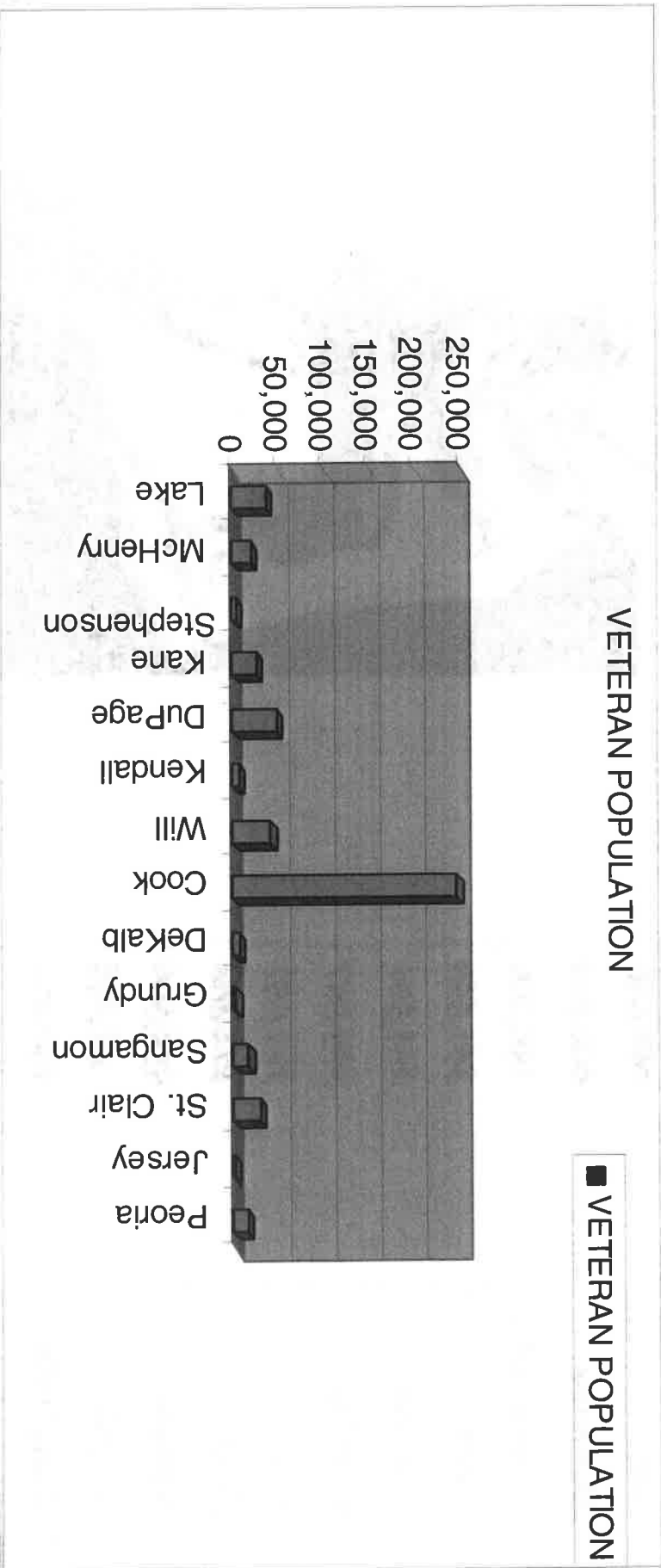


**VAC Cook County**  
**244,059**

VAC County	VETERAN POPULATION
Lake	37,885
McHenry	20,316
Stephenson	4,431
Kane	25,674
DuPage	47,763
Kendall	7,252
Will	41,000
Cook	244,059
DeKalb	7,042
Grundy	3,301
Sangamon	16,265
St. Clair	29,036
Jersey	2,400
Peoria	16,000




# 2013 Veteran Populations by County





# VAC Budgets by County




VAC County	VAC BUDGET 2013
Lake	500,000
McHenry	605,849
Stephenson	185,000
Kane	341,556
DuPage	381,501
Kendall	389,837
Will	721,052
Cook	276,404
DeKalb	555,000
Grundy	188,396
Sangamon	209,852
St. Clair	333,227
Jersey	54,000
Peoria	210,000





# VAC Budgets by County

VAC COUNTY BUDGETS 2013



■ VAC BUDGET 2013



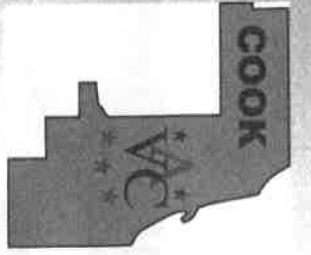
# FY 2012 - FY 2013

## Disbursements



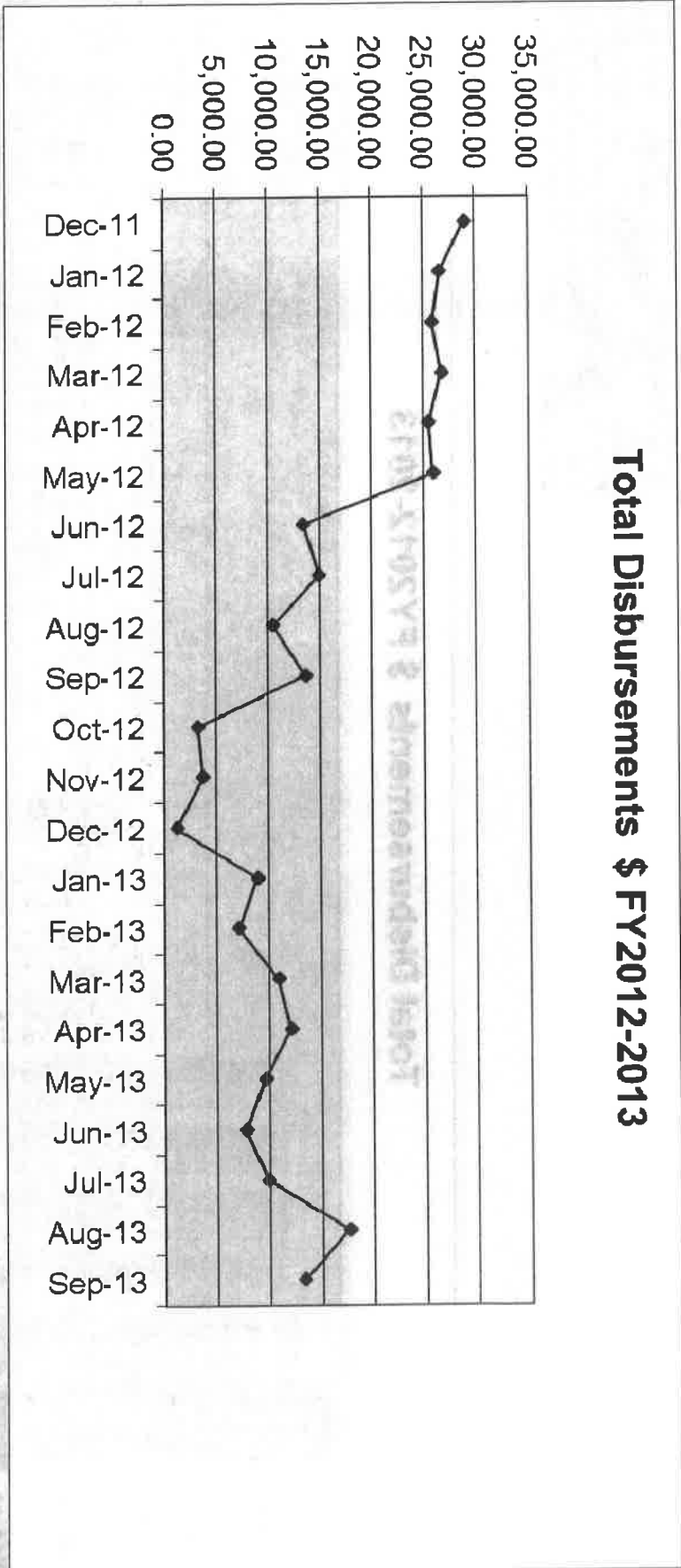
Month	Total Disbursements
Dec-11	28,994.28
Jan-12	26,602.69
Feb-12	25,872.59
Mar-12	26,727.48
Apr-12	25,513.06
May-12	25,950.17
Jun-12	13,447.02
Jul-12	14,961.18
Aug-12	10,507.32
Sep-12	13,640.08
Oct-12	3,266.38
Nov-12	3,696.85
<b>TOTAL</b>	<b>\$219,179.10</b>
<b>FY2012</b>	

Month	Total Disbursements
Dec-12	1,196.14
Jan-13	8,923.30
Feb-13	7,127.67
Mar-13	10,918.67
Apr-13	12,111.91
May-13	9,638.85
Jun-13	\$7,753.31
Jul-13	\$9,939.41
Aug-13	\$17,608.46
Sep-13	\$13,347.73
<b>TOTAL</b>	<b>\$98,565.45</b>
<b>FY2013</b>	



# FY 2012 and FY 2013 TREND

Total Disbursements \$ FY2012-2013






# FY 2012 - FY 2013 Disbursements



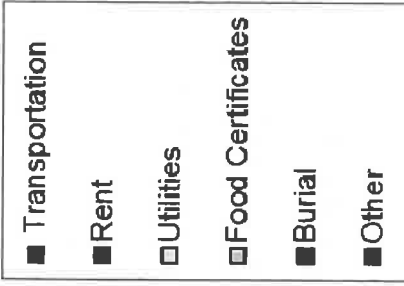
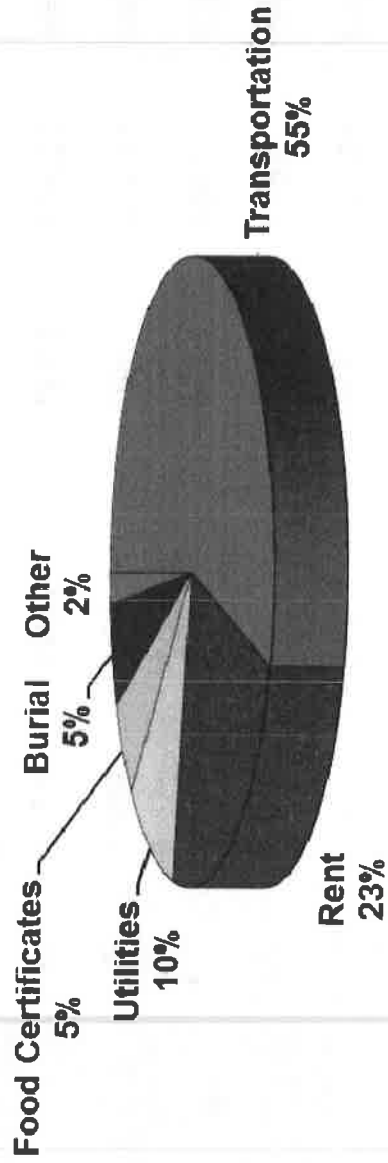
Total Disbursements \$ FY2012-2013



## FY2012 DISBURSEMENTS BY CATEGORY

MONTH	Transportation	Rent	Utilities	Food			Work Related	TOTAL
				Certificates	Burial			
December	15,040	\$8,875	1,590	1,250	1,800	440	28,994	
January	14,226	\$8,450	1,066	1,924	0	937	26,603	
February	12,872	\$8,390	1,781	2,050	600	180	25,873	
March	11,713	\$5,900	3,664	2,000	2,973	478	26,727	
April	11,637	\$4,200	3,594	1,800	3,600	683	25,513	
May	12,549	\$6,900	3,724	1,625	778	374	25,950	
June	10,548	\$1,100	137	550	900	212	13,447	
July	11,942	\$600	1,130	350	900	40	14,961	
August	9,497	\$600	249	50	0	112	10,507	
September	9,917	\$2,330	1,270	100	0	0	13,617	
October	56	\$1,200	1,904	0	0	107	3,266	
November	0	\$2,875	802	0	0	20	3,697	
<b>TOTAL</b>	<b>119,995</b>	<b>\$51,420</b>	<b>20,909</b>	<b>11,699</b>	<b>11,551</b>	<b>3,582</b>	<b>219,156</b>	
	<b>54.8%</b>	<b>23.5%</b>	<b>9.5%</b>	<b>5.3%</b>	<b>5.3%</b>	<b>1.6%</b>	<b>100.0%</b>	

# FY2012 Distributions by Category




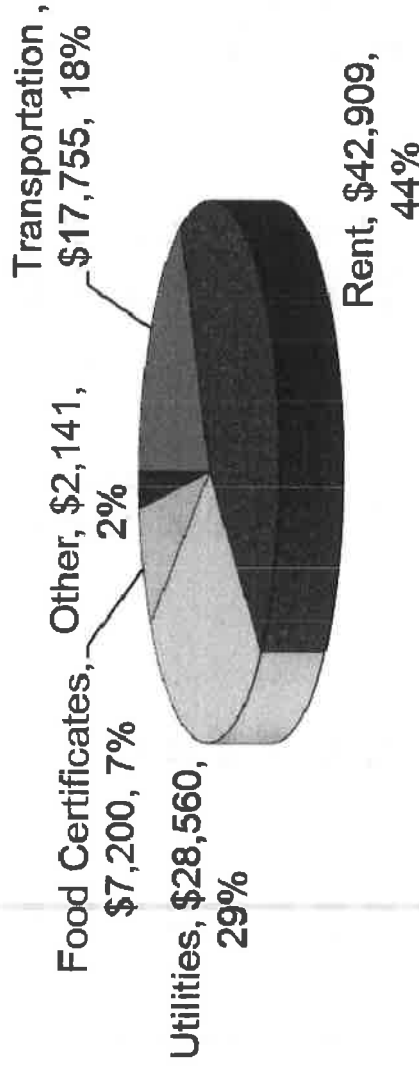
# FY2013 Distributions by Category

FY2013 Disbursements By Category

Month	Transportation	Rent	Utilities	Food Certificates	Burial	Other	TOTAL
Dec-12	\$0	\$600	\$300	\$0	\$0	\$296	\$1,196
Jan-13	\$581	\$4,200	\$3,329	\$600	\$0	\$214	\$8,923
Feb-13	\$713	\$3,600	\$2,059	\$550	\$0	\$206	\$7,128
Mar-13	\$1,388	\$4,705	\$3,430	\$1,150	\$0	\$246	\$10,919
Apr-13	\$1,489	\$4,800	\$4,273	\$1,450	\$0	\$100	\$12,112
May-13	\$1,781	\$3,600	\$3,662	\$450	\$0	\$146	\$9,639
Jun-13	\$2,072	\$3,395	\$1,858	\$300	\$0	\$128	\$7,753
Jul-13	\$2,615	\$4,629	\$2,088	\$500	\$0	\$107	\$9,939
Aug-13	\$3,776	\$6,605	\$5,749	\$950	\$0	\$529	\$17,608
Sep-13	\$3,341	\$6,775	\$1,812	\$1,250	\$0	\$169	\$13,348
	\$17,755	\$42,909	\$28,560	\$7,200	\$0	\$2,141	\$98,565

# FY2013 Disbursements by Category


FY2013 Disbursements By Category






# The Veterans Assistance Commission of Cook County

- Requesting FY 2014
- \$705,658.00



*Thank You For Your Attention...*



Veterans Assistance Commission  
of Cook County  
Cook County Juvenile Center  
1100 S. Hamilton, C-011  
Chicago, Illinois 60612  
(312) 433-6010



Abundio Zaragoza  
Superintendent

[abundio.zaragoza@cookcountyil.gov](mailto:abundio.zaragoza@cookcountyil.gov)

# COOK COUNTY BUSINESS CASE

PROJECT PROPOSAL TITLE:	Veterans Assistance Commission of Cook County
INVESTMENT COSTS (IF ANY):	N/A
2014 ESTIMATED SAVINGS/REVENUE:	N/A
ANNUAL SAVINGS/REVENUE:	N/A
IMPACTED FUND:	011-298 BOA Corporate Funds
DEPARTMENT/BUREAU:	Veterans Assistance Commission of Cook County / Bureau of Administration
PREPARED BY:	Abundio Zaragoza, Superintendent
DATE:	June 27, 2013 (amended October 1, 2013)

---

## 1. SUMMARY OF THE PROPOSAL

The State of Illinois, Illinois Compiled Statute Military Veterans Assistance Act 330 mandates that the Veterans Assistance Commission of Cook County has a mission to provide assistance to Veterans. The VAC of Cook County since 2012 has seen a **64.5% cut in salary and wages** and a **cut of 25.8% in total operating funds**. We are respectfully proposing that the Cook County Board of Commissioners honor our request to adequately fund this department to meet the core needs of rendering assistance to Honorably Discharged Veterans residing in Cook County in the amount of \$ 705,658.

## 2. BACKGROUND

The VAC, Veterans Assistance Commission of Cook County recently celebrated 100 Years of assisting and serving Veterans in Cook County. The war in Iraq and Afghanistan has been one of the most extensive and prolonged wars in US history. The President of the United States of America has federalized several of our part time soldiers, sailors and airmen from the Army Reserve and National Guard units throughout Cook County and deployed them into those war zones. These are all volunteers, not drafted.

Now as the war winds down the Department of Defense projects thousands of our military men and women leaving the military and returning back to their homes. Just like other Counties throughout the State of Illinois we as Americans and patriots have valued and respected military service these brave men and women have rendered. The Federal Government, State of Illinois and Counties have been grateful with a variety of benefits they are entitled to upon their return. As this new Veteran returns and attempts to transition back into society some will be faced with high levels of

unemployment competing for limited job opportunities and compounded with complicated medical problems or issues that may require long term treatment through the Veterans Administration.

Just as several agencies have been stretched to do more with less, we are no exception, we have met and continue to explore and expand the scope of our VAC services adding value to the service we provide to Veterans. We worked hard to streamline the quality of our services and have been diligent in disbursement of assistance to eligible Honorably Discharged Veterans. We have worked to become VSO certified to provide case management services as Veteran Service Officers, assisting veterans file claims for compensation and pension through the Veterans Administration, if a claim is awarded it will provide a positive financial impact back to the County. We've also expanded services by partnering with AMVETS in the CODE program. (NO COST TO COOK COUNTY) We are a site where Veterans can come for employment assistance where the VAC can provide career planning, job readiness and job search and placement. In addition, we have partnered with a Community Based Organization in housing and have developed a strong connection and network in assisting Veterans locate housing, for singles, families and female Veterans. The rehab of a site in Maywood, Illinois and another in Cicero, Illinois are in the beginning stages to develop low cost apartments for Veterans. The VAC of Cook County is a partner in this effort to reduce Veteran Homelessness. (NO COST TO COOK COUNTY)

In addition, for the first time in military history there is an extraordinary high number of female combat military Veterans returning within this pool. We are experiencing unique requests for childcare items, extra food requests, increase in search for housing and employment assistance. In general Cook County has always been there to serve the poor and indigent, Veterans are a special class. Since the creation of the VAC of Cook County we have never abandoned or denied Veterans a hand up in a time of need as they transition back to society and move on with their lives. The VAC of Cook County is a unique agency that tailors our services to meet those challenges and provide immediate assistance.

As we stand ready to serve this Veteran population with crucial supportive services we ask you to consider that Cook County serves the largest Veteran population and approve a dignified allocated amount that allows the VAC to respectfully carry out its mission to provide assistance to Veterans.

### 3. POTENTIAL BUDGET IMPACT

2014 BUDGET IMPACT:           \$705,658.00 / \$571,108.00 \* VAC employees w/o benefits

ANNUAL BUDGET IMPACT:       \$705,658.00 / \$571,108.00 \* VAC employees w/o benefits

### 4. STAKEHOLDERS

244,059 Cook County Veterans, all Veteran Organizations in Cook County and family members of Veterans who rely on income and supportive services we can offer.

5. **PROJECT PROS:** Provide assistance and supportive services to a wider pool of Veterans residing in Cook County. The location of our office is convenient and in close proximity to two of three VA Hospitals and close to VA Regional Office. With additional VSO's our ability will be enhanced to initiate claims work which adds to the overall value of having a positive economic impact back to Cook County in various ways.
6. **PROJECT CONS:** Limited funding to provide travel and other needed core supportive services to the far reaching corners of Cook County. Mobility to allow Veterans access to locations for initiating claims, medical facilities or other social services located in downtown Chicago.

---

7. **PROCUREMENT CONSIDERATIONS**

General Office Supplies, additional computer equipment

8. **LEGAL REQUIREMENTS**

Illinois Compiled Statutes Military Veterans Assistance Act 330

9. **TIMING AND IMPLEMENTATION PLAN**

December 1, 2013 throughout fiscal year to November 30 2014

10. **BEST PRACTICES AND BENCHMARKING OTHER COUNTIES**

The State of Illinois has 795,806 Veterans, of that 244,059 Veterans reside in Cook County . We serve the largest Veteran population in the State of Illinois. We are mandated by the ILCS military Veterans Assistance Act 330. A comparison of Veteran population and County VAC budgets is benchmarked for your review and consideration. Please see attached VAC BUDGET comparison charts.

**VETERANS ASSISTANCE COMMISSION OF COOK COUNTY FY 2014 PRELIMINARY BUDGET (GRANT)**

Business Uni/Object Account		Estimated FY 2014 Comment & Explanation	
452 / 298	501010	Sal /Wag of Reg Employees	\$ 230,000.00 3 VSO, 1 AA, 1 Supt
452 / 298	501510	Mandatory Medicare Cost	\$ 13,041.00 VAC Employee Benefits
452 / 298	501540	Workers Compensation	\$ 134,550.00 VAC Employee Benefits
452 / 298	501570	Pension	** VAC Employee Benefits
452 / 298	501640	Dental Insurance	** VAC Employee Benefits
452 / 298	501690	Vision Care Insurance	** VAC Employee Benefits
452 / 298	501610	Health Insurance	** VAC Employee Benefits
452 / 298	501590	Life Insurance Program	** VAC Employee Benefits
452 / 298	501810	Prof & Tech Membership Fees	\$ 300.00 IACVAC Membership
452 / 298	520830	Professional and Managerial Sv	\$ 3,480.00 Legal, IRS, VAC Board tng
452 / 298	501860	Training Program for Staff	\$ 1,500.00 Conferences, training
452 / 298	501970	Transportation & Other Travel	\$ 2,000.00 Mileage, hotel, per diem
452 / 298	520150	Communication Services	\$ 647.00 Office telephones
452 / 298	520260	Postage	\$ 1,300.00 VAC mailings
452 / 298	520470	Services For Minors or the Indig	\$ 307,000.00 Disbursements
452 / 298	520491	Printing & Publishing	\$ 1,000.00 Marketing, posters, bus cards
452 / 298	520730	Prem. Fidelity, Surety Bonds,Pu	\$ 1,700.00 Mandatory Bond
452 / 298	530640	Books, Periodicals, Publications	\$ 340.00 Code Books 38 CFR
452 / 298	530600	Office Supplies	\$ 3,000.00 Paper, folders, pens, clips
452 / 298	560450	Computer Equipment	\$ 2,400.00 Computers, scan, signa. Pad
452 / 298	531650	Computer Operation Supplies	\$ 2,200.00 Website, Windows, Vetraspec
452 / 298	550010	Rental Office Equipment	\$ 1,200.00 Cannon Copier Contract
		<b>TOTAL</b>	<b>\$ 705,658.00</b>

**VETERANS ASSISTANCE COMMISSION OF COOK COUNTY FY 2014 PRELIMINARY BUDGET (GRANT)**

Business Unit	Object Account	Estimated FY 2014	Comment & Explanation
452 / 298	501010	\$ 230,000.00	3 VSO, 1 AA, 1 Supt
452 / 298	501510	\$ 13,041.00	VAC Employee Benefits
452 / 298	501810	\$ 300.00	IACVAC Membership
452 / 298	520830	\$ 3,480.00	Legal, IRS, VAC Board tng
452 / 298	501860	\$ 1,500.00	Conferences, training
452 / 298	501970	\$ 2,000.00	Mileage, hotel, per diem
452 / 298	520150	\$ 647.00	Office telephones
452 / 298	520260	\$ 1,300.00	VAC mailings
452 / 298	520470	\$ 307,000.00	Disbursements
452 / 298	520491	\$ 1,000.00	Marketing, posters, bus cards
452 / 298	520730	\$ 1,700.00	Mandatory Bond
452 / 298	530640	\$ 340.00	Code Books 38 CFR
452 / 298	530600	\$ 3,000.00	Paper, folders, pens, clips
452 / 298	560450	\$ 2,400.00	Computers, scan, signa. Pad
452 / 298	531650	\$ 2,200.00	Website, Windows, Vetraspec
452 / 298	550010	\$ 1,200.00	Cannon Copier Contract

**TOTAL \$ 571,108.00**

**AMMENDED 6/26/2013 PROPOSED MINUS EMPLOYEE BENEFITS**

10. BEST PRACTICES AND BENCHMARKING OTHER COUNTIES Continued,


VAC	VETERAN POPULATION	VAC BUDGET 2013	REQUESTING FY 2014
VAC Lake County	37,885	\$500,000.00	
VAC McHenry County	20,316	\$605,849.00	
VAC Stephenson County	4,431	\$185,000.00	
VAC Kane County	25,674	\$341,556.00	
VAC DuPage County	47,763	\$381,501.00	
VAC Kendall County	7,252	\$389,837.00	
VAC Will County	41,000	\$721,052.00	
<b>VAC Cook County</b>	<b>244,059</b>	<b>\$276,404.00</b>	\$ 705,658.00 / \$ 571,108.00
VAC DeKalb County	7,042	555,000.00	
VAC Grundy County	3,301	\$188,396.00	
VAC Sangamon County	16,265	\$209,852	
VAC St. Clair County	29,036	\$333,227.24	
VAC Jersey County	2,400	\$54,000.00	
VAC Peoria County	16,000	\$210,000.00	

- The VAC of Cook County is requesting a proposed **FY 2014 budget of \$705,658** with employee benefits to meet the core needs of the Veterans Assistance Commission of Cook County. \$571,108 is a budget without employee benefits.
- Note: Other VAC's employ 2 to 5 full time employees on county payrolls with full benefits.
- Currently, VAC of Cook County has one (1) full time with benefits and two part-time employees with no employee benefits.



# VETERAN POPULATION COMPARISON BY COUNTY


VAC County	VETERAN POPULATION
Lake	37,885
McHenry	20,316
Stephenson	4,431
Kane	25,674
DuPage	47,763
Kendall	7,252
Will	41,000
Cook	244,059
DeKalb	7,042
Grundy	3,301
Sangamon	16,265
St. Clair	29,036
Jersey	2,400
Peoria	16,000



# ILLINOIS VAC COUNTY BUDGET COMPARISONS

VAC County	VAC BUDGET 2013
Lake	500,000
McHenry	605,849
Stephenson	185,000
Kane	341,556
DuPage	381,501
Kendall	389,837
Will	721,052
Cook	276,404
DeKalb	555,000
Grundy	188,396
Sangamon	209,852
St. Clair	333,227
Jersey	54,000
Peoria	210,000


**VAC COUNTY BUDGETS 2013**



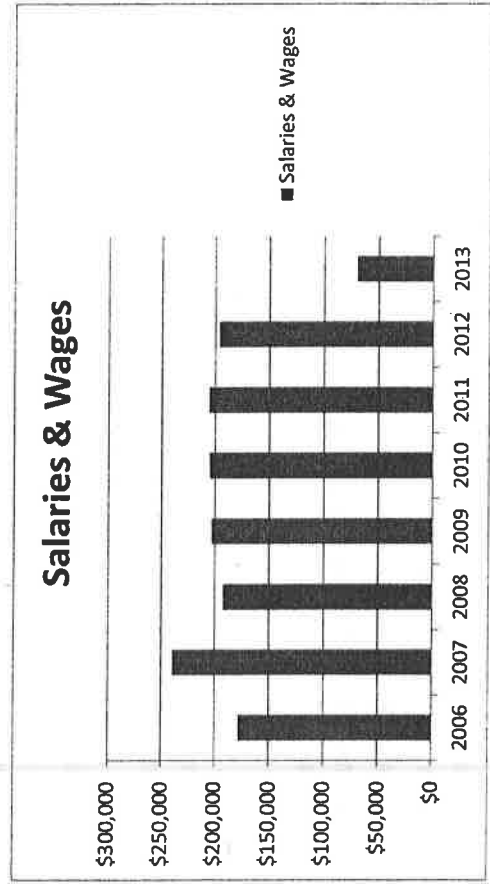
	(REM calculation) (Adjusted)					
	2013	2012	2011	2010	2009	2008
<b>Personal Services</b>						
110/501010 Sal & Wgs Of Reg Employees	69,794	196,621	205,772	205,722	203,563	192,382
170/501510 Mandatory Medicare Cost	-	-	-	-	-	239,700
172/501540 Workers' Compensation	-	-	-	-	-	-
186/501860 Training Programs for Staff	1,000	485	500	500	1,000	1,287
190/501970 Transprt & Other Travel Exp.-Empls	1,000	970	500	500	1,100	1,000
Personal Services Total	71,794	198,076	206,772	206,722	205,663	195,769
						241,000
						178,851
<b>Contractual Services</b>						
220/520150 Communication Services	648	628	-	-	-	-
225/520260 Postage	500	485	-	-	500	500
240/520490 Ext. Graphics and Repro Services	-	-	-	-	-	300
237/520470 Svcs For Minors or Indigent	-	-	-	-	-	500
241/520491 Int. Graphics and Repro Services	200,000	169,750	229,033	229,033	229,033	262,000
250/520730 Premium-Fidelity, Bonds & Liability	500	485	-	-	500	500
Contractual Services Total	201,948	171,736	229,033	229,033	230,333	263,300
						253,200
						228,861
<b>Supplies and Materials</b>						
350/530600 Office Supplies	900	970	1,000	1,000	1,500	1,500
388/531650 Computer Operation Supplies	480	776	-	-	-	-
Supplies and Materials Total	1,380	1,746	1,000	1,000	1,500	1,500
						1,500
						1,125
						1,125
<b>Operations and Maintenance</b>						
440/540130 Mtc & Repair of Office Equipment	-	-	-	-	300	-
441/540170 Mtc & Repair - DP Eqpt & Software	-	-	-	-	-	300
441/540172 Data Processing Equipment Mtc	-	-	-	-	-	-
Operations and Maintenance Total	0	0	0	0	300	300
						300
						450
						153
						132
						735
<b>Rental and Leasing</b>						
630/550010 Office Equipment Rental	1,282	1,282	300	300	600	600
630/550018 County Wide Canon Copier Lease	-	-	532	532	-	600
Rental and Leasing Total	1,282	1,282	832	832	600	600
						600
						526
						592
						1,118
<b>Operating Funds Total</b>	276,404	372,840	437,637	437,587	438,396	461,469
						496,600
						410,690

FY2006-2013 BUDGET COMPARISON

	2006	2007	2008	2009	2010	2011	2012	2013
Operating Funds	\$410,690	\$496,600	\$461,469	\$438,396	\$437,587	\$437,637	\$372,480	\$276,404
+/- \$ CHANGE		\$85,910	(\$35,131)	(\$23,073)	(\$809)	\$50	(\$65,157)	(\$96,076)
+/- % CHANGE		20.9%	-7.1%	-5.0%	-0.2%	0.0%	-14.9%	-25.8%



	2006	2007	2008	2009	2010	2011	2012	2013
Salaries & Wages	\$177,951	\$239,700	\$192,382	\$203,563	\$205,722	\$205,772	\$196,621	\$69,794
+/- \$ CHANGE		\$61,749	(\$47,318)	\$11,181	\$2,159	\$50	(\$9,151)	(\$126,827)
+/- % CHANGE		34.7%	-19.7%	5.8%	1.1%	0.0%	-4.4%	-64.5%





As one of America's foremost veterans service organizations, AMVETS (American Veterans) has a proud history of assisting veterans and sponsoring numerous programs that serve our country and its citizens. The helping hand that AMVETS extends to veterans and their families takes many forms.

One of the most visible is our network of trained national service officers (NSOs) accredited by the Department of Veterans Affairs. Funded by the AMVETS National Service Foundation, these dedicated men and women can be found in close to 40 states, providing sound advice and prompt action on compensation claims at no charge to the veteran.

## CALL OF DUTY™ E N D O W M E N T

The Call of Duty Endowment (CODE) is a non-profit public benefit corporation which helps service members transition to civilian careers after their military service. CODE focuses its resources on assisting organizations that provide job placement and training to veterans, as well as engaging the media and public forums to raise awareness about the issue.

Activision Blizzard launched the organization in October 2009 with a commitment to donate and raise millions of dollars for the cause. To help guide the endowment, CEO Bobby Kotick has recruited an advisory board composed of respected veterans representing the various service branches. Just as our men and women in the Armed Forces fought to protect our nation and liberties, CODE will fight to ensure that they find a career they deserve when leaving the military. AMVETS is grateful to have received a grant from CODE to expand our Career Centers across the country.



### Career Center Specialist

Gema Moreno

[gmoreno@amvets.org](mailto:gmoreno@amvets.org)

Office: 301-683-4032

Cell: 305-978-4231

### AMVETS NATIONAL HEADQUARTERS

4647 Forbes Blvd.

Lanham, MD 20706

[www.amvets.org](http://www.amvets.org)

1-877-726-8387



### AMVETS Illinois, Post 326

Veterans Assistance Commission

of Cook County

Cook County Juvenile Center

1100 S. Hamilton, C-011 (Lower Level)

Chicago, Illinois 60612

(312) 433-6010

[amvets326@gmail.com](mailto:amvets326@gmail.com)

M-F 8:30 a.m. to 4:30 p.m.

#### Additional Sites

AMVETS Post 326


(773) 551-4750

American Legion Hall

(773) 522-9315

## AMVETS CODE Career Centers

"Helping Veterans Find Jobs"



Powered by

CALL OF DUTY™  
E N D O W M E N T



Your country owes you a lot and there are hundreds of state, federal, non-profit and private organizations and agencies trying to help you. We are poised with resources to help you make the right connections and transition successfully from military to civilian life.

AMVETS CODE Career Centers provide free of charge career training and employment assistance for:

- Veterans
- Active duty service members
- National Guard & Reserve
- Spouses

AMVETS CODE Career Centers are staffed by AMVETS volunteers. Our volunteers will reach out to the local community and surrounding counties to find veterans in need of jobs and match you up with veteran-friendly employers.

There is a staggering unemployment rate among returning veterans, especially in the 18-24 age group. AMVETS is committed to addressing this challenge.

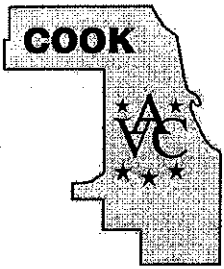


## AMVETS CODE Career Center Services

- Career assessment to help veterans make good career choices
- Claims and benefits assistance
- Training and educational options that will help the veteran develop work-related skills employers want
- Help obtain licensing and certification assistance to help veterans document work-related skills
- Interview skills that help veterans know what to expect during employment interviews
- Resume writing to help veterans market themselves to employers
- Job search assistance to help veterans maximize their job search effectiveness
- Support services to help veterans find employment with veteran friendly employers
- Interview clothing that will be provided for veterans who need wardrobe assistance







# The V.A.C. Provides Immediate Assistance For Honorably Discharged Veterans of Cook County...

*Eligible Veterans in need of a helping hand and qualify can receive assistance for:*

- Transportation for new hires
- Mortgage and rent
- Utilities emergency assistance
- Food assistance
- Referrals for employment training programs
- AMVETS CODE Career Center; career and employment development
- Assistance in filing, VRAP, Chapter 33 Post 911 GI Bill Educational Benefits
- Assistance in filing VA Benefit claim forms for compensation and pension, for diseases or injuries incurred or aggravated in the line of duty during a period of active military, naval, or air service.

**OEF...OIF...OND  
Veterans**

*Bring Your DD 214  
& copies of your  
Military Medical Records*

*Call for an appointment or visit our office*

**Monday through Friday**

**8:30 a.m. – 4:30 p.m.**

## Veterans Assistance Commission of Cook County

Located at the

Cook County Juvenile Center

1100 S. Hamilton, C-011 (Lower Level)

Chicago, Illinois 60612

(312) 433-6010

**Abundio "AL" Zaragoza**

**Superintendent**

abundio.zaragoza@cookcountyiil.gov

*Across the Street From  
Jesse Brown V.A. Hospital*

