





Veterans Assistance Commission of Cook County

Cook County Juvenile Center
1100 S. Hamilton, C-011 (Lower Level)
Chicago, Illinois 60612
(312) 433-6010



FY2014-2015 YTD DISBURSEMENTS, VETERAN COUNT & ITEMS DISBURSED

Abundio "AL" Zaragoza
Superintendent
abundio.zaragoza@cookcountyil.gov



**FY2014-2015
DISBURSEMENTS**

VETERANS ASSISTANCE COMMISSION OF COOK COUNTY DISBURSEMENTS \$\$																	
FY2014	Month	Ventra	Gas (Cash)	TOTAL TRANSP COST	Rent	Move in Exp.	Utilities	Burial	Food Certificates	TOTAL PREMIUM SERVICES	Work Tools	Work Clothing	Payless Shoes	Employment Fees	State I.D. (Cash)	TOTAL WORK RELATED	TOTAL
	Dec-13	\$3,322	\$0	\$3,322	\$4,200	\$0	\$2,709.07	\$0	\$1,750	\$8,659.07	\$0	\$92.98	\$108.00	\$0	\$0	\$200.98	\$12,182.05
	Jan-14	\$2,502	\$16	\$2,518	\$5,400	\$0	\$2,630.70	\$0	\$950	\$8,980.70	\$0	\$0	\$0	\$0	\$0	\$0.00	\$11,498.70
	Feb-14	\$2,526	\$0	\$2,526	\$7,665	\$0	\$3,295.84	\$0	\$400	\$11,360.84	\$0	\$0	\$36.00	\$0	\$0	\$36.00	\$13,922.84
	Mar-14	\$3,774	\$56	\$3,830	\$2,955	\$0	\$3,289.86	\$0	\$3,500	\$9,744.86	\$121.63	\$49.99	\$166.05	\$105.00	\$20	\$462.67	\$14,037.53
	Apr-14	\$3,936	\$12	\$3,948	\$5,200	\$0	\$3,316.86	\$0	\$1,300	\$9,816.86	\$0	\$252.91	\$147.97	\$107.50	\$40	\$548.38	\$14,313.24
	May-14	\$3,692	\$40	\$3,732	\$4,200	\$0	\$2,732.37	\$0	\$2,000	\$8,932.37	\$220.73	\$201.73	\$107.26	\$16.00	\$40	\$585.72	\$13,250.09
	Jun-14	\$6,748	\$32	\$6,780	\$5,631	\$0	\$9,282.79	\$0	\$2,400	\$17,313.79	\$116.53	\$413.01	\$141.71	\$676.65	\$100	\$1,447.90	\$25,541.69
	Jul-14	\$6,110	\$56	\$6,166	\$7,322.38	\$0	\$6,954.25	\$900	\$3,750	\$18,926.63	\$0	\$680.46	\$421.87	\$16.00	\$20	\$1,138.33	\$26,230.96
	Aug-14	\$5,637	\$40	\$5,677	\$5,900	\$0	\$4,489.55	\$900	\$1,800	\$13,089.55	\$0	\$311.93	\$183.99	\$0	\$20	\$516.92	\$19,282.47
	Sep-14	\$5,594	\$32	\$5,626	\$4,800	\$0	\$2,983.28	\$1,800	\$1,200	\$10,783.28	\$0	\$336.28	\$285.19	\$0	\$0	\$621.47	\$17,030.75
	Oct-14	\$6,024	\$0	\$6,024	\$9,960	\$171.15	\$4,635.02	\$0	\$2,200	\$16,966.17	\$0	\$538.66	\$427.75	\$80.50	\$0	\$1,046.91	\$24,037.08
	Nov-14	\$3,386	\$0	\$3,386	\$6,550	\$0	\$2,976.02	\$1,800	\$1,450	\$12,776.02	\$0	\$231.74	\$139.13	\$0	\$0	\$370.87	\$16,532.89
FY2014		\$53,251	\$284	\$53,535	\$69,783.38	\$171.15	\$49,295.61	\$5,400	\$22,700	\$147,350.14	\$458.89	\$3,109.69	\$2,164.92	\$1,001.65	\$240	\$6,975.15	\$207,860.29
TOTALS		25.6%	0.1%	25.8%	33.6%	0.1%	23.7%	2.6%	10.9%	70.9%	0.2%	1.5%	1.0%	0.5%	0.1%	3.4%	100.0%

VETERANS ASSISTANCE COMMISSION OF COOK COUNTY DISBURSEMENTS \$\$																	
FY2015	Month	Ventra	Gas (Cash)	TOTAL TRANSP COST	Rent	Move in Exp.	Utilities	Burial	Food Certificates	TOTAL PREMIUM SERVICES	Work Tools	Work Clothing	Payless Shoes	Employment Fees	State I.D. (Cash)	TOTAL WORK RELATED	TOTAL
	Dec-14	\$3,257	\$0	\$3,257.00	\$8,012	\$0	\$1,437.97	\$900	\$3,325	\$13,674.97	\$0	\$332.69	\$219.35	\$0	\$0	\$552.04	\$17,484.01
	Jan-15	\$3,420	\$40	\$3,460.00	\$6,551.15	\$0	\$2,861.42	\$900	\$3,225	\$13,537.57	\$0	\$47.98	\$36.00	\$0	\$0	\$83.98	\$17,081.55
	Feb-15	\$3,320	\$48	\$3,368.00	\$6,690	\$0	\$2,931.28	\$0	\$2,550	\$12,171.28	\$0	\$628.79	\$248.41	\$0	\$0	\$877.20	\$16,416.48
	Mar-15	\$4,207	\$24	\$4,231.00	\$6,215	\$0	\$7,436.59	\$0	\$3,225	\$16,876.59	\$0	\$503.14	\$138.89	\$16	\$0	\$658.03	\$21,765.62
	Apr-15	\$4,674	\$0	\$4,674.00	\$6,400	\$0	\$9,552.26	\$0	\$3,450	\$19,402.26	\$0	\$734.20	\$173.89	\$12	\$0	\$920.09	\$24,996.35
	May-15	\$3,634	\$0	\$3,634.00	\$400	\$0	\$300.00	\$0	\$2,525	\$3,225.00	\$0	\$60.00	\$36.00	\$0	\$0	\$96.00	\$6,955.00
	Jun-15	\$4,336	\$24	\$4,360.00	\$12,600	\$140	\$15,645.44	\$900	\$4,725	\$34,010.44	\$0	\$363.96	\$106.35	\$0	\$0	\$470.31	\$38,840.75
	Jul-15	\$4,173	\$0	\$4,173.00	\$4,000	\$0	\$4,352.81	\$0	\$3,875	\$12,227.81	\$0	\$250.96	\$40.00	\$0	\$0	\$290.96	\$16,691.77
	Aug-15	\$3,729	\$0	\$3,729.00	\$8,150	\$0	\$8,544.49	\$0	\$4,575	\$21,269.49	\$199.75	\$311.60	\$147.94	\$12	\$0	\$671.29	\$25,669.78
	Sep-15	\$3,694	\$0	\$3,694.00	\$3,450	\$0	\$3,221.58	\$900	\$3,075	\$10,646.58	\$0	\$208.93	\$108.00	\$0	\$0	\$316.93	\$14,657.51
	Oct-15	\$5,716	\$0	\$5,716.00	\$0	\$0	\$300.00	\$900	\$4,425	\$5,625.00	\$0	\$0.00	\$0.00	\$0	\$0	\$0.00	\$11,341.00
	Nov-15	\$3,573	\$40	\$3,613.00	\$2,015	\$195	\$0.00	\$0	\$4,600	\$6,810.00	\$0	\$150.00	\$40.00	\$0	\$0	\$190.00	\$10,613.00
FY2015		\$47,733	\$176	\$47,909.00	\$64,483.15	\$335	\$56,583.84	\$4,500	\$43,575	\$169,476.99	\$199.75	\$3,592.25	\$1,294.83	\$40	\$0	\$5,126.83	\$222,512.82
TOTALS		21.5%	0.1%	21.5%	29.0%	0.2%	25.4%	2.0%	19.6%	76.2%	0.1%	1.6%	0.6%	0.0%	0.0%	2.3%	100.0%

VETERANS ASSISTANCE COMMISSION of COOK COUNTY

12/7/2015

**FY2014-2015
VETERAN HEAD COUNT**

VETERANS ASSISTANCE COMMISSION of COOK COUNTY DISBURSEMENTS TO VETERANS HEAD COUNT																	
FY2014	TRANSPORTATION			PREMIUM SERVICES							WORK RELATED						
Month	Ventra Bus Cards	Gas (Cash)	Total Transp.	Rent	Move in Exp.	Utilities	Burial	FOOD CERTIFICATES SINGLE	FOOD CERTIFICATES FAMILY	TOTAL PREMIUM SERVICES	TOOLS	CLOTHING	SHOES	Employment	State I.D. (Cash)	TOTAL WORK RELATED	TOTAL VETS
Dec-13	104	0	104	7	0	10	0	11	8	36	0	1	3	0	0	4	144
Jan-14	98	2	100	9	0	10	0	10	4	33	0	0	0	0	0	0	133
Feb-14	97	0	97	13	0	11	0	3	2	29	0	0	1	0	0	1	127
Mar-14	135	3	138	8	0	11	0	25	13	57	1	1	5	0	0	10	205
Apr-14	135	1	136	9	0	14	0	23	0	46	0	5	4	2	1	13	195
May-14	129	1	130	7	0	10	0	12	8	37	1	3	3	1	2	10	177
Jun-14	209	2	211	10	0	36	0	15	12	73	1	4	4	4	5	18	302
Jul-14	201	3	204	13	0	26	1	20	18	78	0	7	12	1	1	21	303
Aug-14	186	3	189	11	0	17	1	17	7	53	0	5	5	0	1	11	253
Sep-14	174	2	176	8	0	11	2	4	7	32	0	7	8	0	0	15	223
Oct-14	178	0	178	17	2	19	0	24	7	69	0	5	7	1	0	18	265
Nov-14	90	0	90	11	0	12	2	9	5	33	0	3	2	0	0	3	126
FY2014	1,736	17	1,753	123	2	187	6	173	91	576	3	41	59	11	12	124	2,453
TOTALS	70.77%	0.69%	71.46%	5.01%	0.08%	7.62%	0.24%	7.05%	3.71%	23.48%	0.12%	1.67%	2.41%	0.45%	0.49%	5.06%	100.00%

VETERANS ASSISTANCE COMMISSION of COOK COUNTY DISBURSEMENTS TO VETERANS HEAD COUNT																	
FY2015	TRANSPORTATION			PREMIUM SERVICES							WORK RELATED						
Month	Ventra Bus Cards	Gas (Cash)	Total Transp.	Rent	Move in Exp.	Utilities	Burial	FOOD CERTIFICATES SINGLE	FOOD CERTIFICATES FAMILY	TOTAL PREMIUM SERVICES	TOOLS	CLOTHING	SHOES	Employment	State I.D. (Cash)	TOTAL WORK RELATED	TOTAL VETS
Dec-14	115	0	115	14	0	6	1	25	8	54	0	5	6	0	0	11	180
Jan-15	123	2	125	11	0	10	1	13	9	44	0	1	1	0	0	2	171
Feb-15	107	2	109	13	0	11	0	8	8	40	0	7	7	0	0	14	163
Mar-15	130	1	131	11	0	29	0	22	9	71	0	5	4	1	0	10	212
Apr-15	151	0	151	12	0	35	0	21	9	77	0	5	5	1	0	11	239
May-15	111	0	111	1	0	1	0	13	7	22	0	1	1	0	0	2	135
Jun-15	129	1	130	22	1	64	1	17	15	120	0	4	3	0	0	7	257
Jul-15	128	0	128	7	0	17	0	22	9	55	0	2	1	0	0	3	186
Aug-15	124	0	124	14	0	34	0	28	10	86	1	3	4	1	0	9	219
Sep-15	119	0	119	7	0	15	1	12	9	44	0	3	3	0	0	6	169
Oct-15	171	0	171	0	0	1	1	24	13	39	0	0	0	0	0	0	210
Nov-15	103	1	104	4	2	0	0	44	7	57	0	1	1	0	0	2	163
FY2015	1,511	7	1,518	116	3	223	5	249	113	709	1	37	36	3	0	77	2,304
TOTALS	65.58%	0.30%	65.89%	5.03%	0.13%	9.68%	0.22%	10.81%	4.90%	30.77%	0.04%	1.61%	1.56%	0.13%	0.00%	3.34%	100.00%



**FY2014-2015
ITEMS DISBURSED**

FY2014 VETERANS ASSISTANCE COMMISSION OF COOK COUNTY ITEMS DISBURSED COUNT																
Month	Ventra	Gas (Cash)	TOTAL TRANSP COUNT	Rent	Move In Exp.	Utilities	Burial	Food Certificates	TOTAL PREMIUM SERVICES	Work Tools	Work Clothing	Payless Shoes	Employment	State I.D. (Cash)	TOTAL WORK RELATED	TOTAL
Dec-13	1,087	0	1,087	7	0	10	0	70	87	0	1	3	0	0	4	1,178
Jan-14	812	2	814	9	0	10	0	38	57	0	0	0	0	0	0	871
Feb-14	815	0	815	13	0	11	0	16	40	0	0	1	0	0	1	856
Mar-14	1,212	3	1215	8	0	11	0	140	159	1	1	5	2	1	10	1,384
Apr-14	1,246	1	1247	9	0	14	0	52	75	0	5	4	2	2	13	1,335
May-14	1,202	1	1203	7	0	10	0	80	97	1	3	3	1	2	10	1,310
Jun-14	2,161	2	2163	10	0	36	0	96	142	1	4	4	4	5	18	2,323
Jul-14	1,965	3	1968	13	0	26	1	150	190	0	7	12	1	1	21	2,179
Aug-14	1,803	3	1806	11	0	17	1	72	101	0	5	5	0	1	11	1,918
Sep-14	1,784	2	1786	8	0	11	2	48	69	0	7	8	0	0	15	1,870
Oct-14	1,912	0	1912	17	2	19	0	88	126	0	5	12	1	0	18	2,056
Nov-14	1,087	0	1087	11	0	12	2	58	83	0	3	4	0	0	7	1,177
FY2014	17,086	17	17,103	123	2	187	6	908	1,226	3	41	61	11	12	128	18,457
TOTALS	92.6%	0.1%	92.7%	0.7%	0.0%	1.0%	0.0%	4.9%	6.6%	0.0%	0.2%	0.3%	0.1%	0.1%	0.7%	100.0%


FY2015 VETERANS ASSISTANCE COMMISSION OF COOK COUNTY ITEMS DISBURSED COUNT																
Month	Ventra	Gas (Cash)	TOTAL TRANSP COUNT	Rent	Move In Exp.	Utilities	Burial	Food Certificates	TOTAL PREMIUM SERVICES	Work Tools	Work Clothing	Payless Shoes	Employment	State I.D. (Cash)	TOTAL WORK RELATED	TOTAL
Dec-14	1,053	0	1,053	14	0	6	1	133	154	0	5	6	0	0	11	1,218
Jan-15	1,104	2	1,106	11	0	10	1	129	151	0	1	1	0	0	2	1,259
Feb-15	1,085	2	1087	13	0	11	0	102	126	0	7	7	0	0	14	1,227
Mar-15	1,356	1	1357	11	0	29	0	129	169	0	5	4	1	0	10	1,536
Apr-15	1,504	0	1504	12	0	35	0	138	185	0	5	5	1	0	11	1,700
May-15	1,160	0	1160	1	0	1	0	101	103	0	1	1	1	0	2	1,265
Jun-15	1,387	1	1388	22	1	64	1	189	276	0	4	3	0	0	7	1,672
Jul-15	1,331	0	1331	7	0	17	0	155	179	0	2	1	0	0	3	1,513
Aug-15	1,214	0	1214	14	0	34	0	183	231	1	3	4	1	0	9	1,454
Sep-15	1,191	0	1191	7	0	15	1	123	146	0	3	3	0	0	6	1,343
Oct-15	1,851	0	1851	0	0	1	1	177	179	0	0	0	0	0	0	2,030
Nov-15	1,154	1	1155	4	2	0	0	184	190	0	1	1	0	0	2	1,347
FY2015	15,390	7	15,397	116	3	223	5	1,743	2,089	1	37	36	3	0	77	17,564
TOTALS	87.6%	0.0%	87.7%	0.7%	0.0%	1.3%	0.0%	9.9%	11.9%	0.0%	0.2%	0.2%	0.0%	0.0%	0.4%	100.0%







Veterans Assistance Commission of Cook County

Cook County Juvenile Center
1100 S. Hamilton, C-011 (Lower Level)
Chicago, Illinois 60612
(312) 433-6010



FY2014-2015 OPERATING EXPENSES

Abundio "AL" Zaragoza
Superintendent
abundio.zaragoza@cookcountyil.gov




FY2014-2015 OPERATING ACCOUNT

FY 2014 EXPENSES (BANK ACCT)

MONTH	Gas Bill	Electric Bill	Water Bill	TOTAL UTILITIES	Rent	Mortgage	Move In Expenses	Burial	Warehouse Direct	Hinckley Springs	Advance Uniform Co.	Tools	Payless Shoes	Employment Fees	Payroll	CASH disburse minor/ind agent	Payroll Processing Fees	Ventra Passes	Food Certificates	Deluxe Checks, Inc.	Training & other Travel	Other Office Supplies	Computer Software	Other Stand Down, (Misc)	TOTAL EXPENSES	
Dec-13	1,045.14	597.09	900.00	2,542.23	3,600	600	0	0	1,298.94	0.00	0.00	0.00	0.00	0.00	4,572.50	0.00	0.00	1,200	0	7,200.13	0.00	0	0	2,116.83	\$23,130.63	
Jan-14	857.06	1,183.22	236.32	2,276.60	4,200	1,200	0	0	0.00	111.30	330.88	0.00	137.11	0.00	7,120.80	0.00	0.00	0	0	0.00	940.80	533.28	0	0	2,116.83	\$16,850.75
Feb-14	1,200.00	1,795.84	820.94	3,816.78	7,665	0	0	0	0.00	48.25	0.00	0.00	108.00	0.00	5,938.25	0.00	0.00	0	0	0.00	0.00	0.00	0	0	0.00	\$34,576.28
Mar-14	1,789.86	1,200.00	0.00	2,989.86	2,955	0	0	0	0.00	11.25	88.98	121.63	72.00	105.00	4,893.50	0.00	0.00	9,000	8,000	0.00	0.00	0.00	0	0.00	0.00	\$13,248.76
Apr-14	1,800.00	1,464.76	352.10	3,616.86	4,600	0	0	0	0.00	0.00	185.94	0.00	107.58	107.50	6,486.25	0.00	0.00	1,200	0	0.00	0.00	11.56	798	0	0.00	\$15,264.11
May-14	1,453.80	1,278.57	0.00	2,732.37	4,200	0	0	0	0.00	0.00	109.98	0.00	107.58	107.50	6,486.25	0.00	0.00	0	0	0.00	160.00	0.00	0	0	0.00	\$34,662.45
Jun-14	5,125.46	3,029.70	827.63	8,982.79	5,631	0	0	0	1,341.97	103.90	401.69	0.00	141.71	16.00	3,755.25	0.00	0.00	13,200	8,000	0.00	0.00	0.00	0	0	982.27	\$22,498.13
Jul-14	2,577.13	3,202.51	600.00	6,379.64	6,190	1,132	0	900	0.00	63.05	264.60	116.83	71.28	676.65	4,582.25	0.00	0.00	2,000	0	0.00	0.00	0.00	0	100.00	\$47,305.96	
Aug-14	1,557.50	2,988.41	518.25	5,064.16	6,500	0	0	900	0.00	0.00	397.86	0.00	549.92	0.00	12,595.15	400.00	545.04	0	10,000	0.00	0.00	0.00	0	0.00	0.00	\$36,952.13
Sep-14	826.22	1,694.88	300.00	2,821.10	4,800	0	0	1,800	1,547.25	137.35	260.27	0.00	107.99	0.00	13,186.70	0.00	482.07	0	0	0.00	2,254.40	517.58	0	0.00	0.00	\$27,914.71
Oct-14	1,785.14	2,549.88	0.00	4,335.02	8,760	600	171.15	0	0.00	4.75	159.98	0.00	357.19	80.50	13,256.24	200.00	852.73	17,400	0	0.00	579.20	0.00	798	300.00	\$48,454.74	
Nov-14	1,715.19	860.83	300.00	2,876.02	5,350	1,200	0	1,800	0.00	0.00	371.70	0.00	282.16	0.00	11,788.26	0.00	272.82	0	0	0.00	0.00	0.00	0	0.00	0.00	\$34,040.98
FY2014	\$22,032.50	\$21,945.69	\$4,856.24	\$49,834.43	\$64,461	\$4,732	\$171.15	\$5,400.00	\$4,189.16	\$479.86	\$2,571.80	\$458.89	\$1,934.90	\$1,001.65	\$102,619.68	\$800.00	\$2,152.65	\$61,400	\$26,000	\$7,200.13	\$3,934.40	\$1,062.42	\$1,596	\$3,499.10	\$344,087.60	
	6.4%	6.4%	1.4%	14.2%	18.7%	1.4%	0.0%	1.6%	1.2%	0.1%	0.7%	0.1%	0.6%	0.3%	29.8%	0.2%	0.6%	17.8%	7.5%	2.1%	1.1%	0.3%	0.5%	1.0%	100.0%	

FY 2015 EXPENSES (BANK ACCT)

MONTH	Gas Bill	Electric Bill	Water Bill	TOTAL UTILITIES	Rent	Mortgage	Move In Expenses	Burial	Warehouse Direct	Hinckley Springs	Advance Uniform Co.	Tools	Payless Shoes	Employment Fees	Payroll	CASH disburse minor/ind agent	Payroll Processing Fees	Ventra Passes	Food Certificates	Deluxe Checks, Inc.	Training & other Travel	Other Office Supplies	IT, Computer Software	Other Stand Down, (Misc)	TOTAL EXPENSES	
Dec-14	266.91	1,171.06	0.00	1,437.97	5,687	0	0	900	0.00	24.30	485.45	0.00	247.33	0.00	20,718.45	0.00	487.17	0	0	0	1,090.00	0	0	0	0	\$31,077.67
Jan-15	600.00	1,180.30	0.00	1,780.30	9,426	0	0	900	0.00	0.00	88.98	0.00	179.19	0.00	20,551.06	200.00	405.32	0	10,000	0	784.00	0	0	0	0	\$44,314.98
Feb-15	1,566.37	1,962.91	481.12	4,012.40	6,090	800	0	0	0.00	24.52	291.92	0.00	107.96	0.00	15,461.73	0.00	278.72	0	0	0	0	230.86	0	0	0	\$27,098.11
Mar-15	3,748.93	2,317.60	1,370.06	7,436.59	6,215	0	0	0	3,218.88	38.84	692.05	0.00	212.64	16.00	15,764.82	400.00	487.97	0	0	0	160.00	145.00	3,000	0	0	\$38,256.79
Apr-15	4,576.73	4,034.04	941.59	9,552.36	6,200	1,200	0	0	0.00	61.04	628.23	0.00	174.66	12.00	15,331.88	0.00	487.97	17,400	10,000	244.37	309.12	0	0	0	0	\$61,601.63
May-15	300.00	0.00	0.00	300.00	400	0	0	0	0.00	55.65	253.93	0.00	173.89	0.00	15,438.31	200.00	627.33	0	0	0	1,953.40	0	0	0	0	\$19,402.51
Jun-15	5,720.12	8,177.79	2,775.31	14,673.22	12,530	574.25	140	900	0.00	50.93	103.98	0.00	36.00	0.00	13,362.19	0.00	482.87	0	0	0	1,320.00	0	135	100.00	\$44,408.42	
Jul-15	1,403.57	1,515.23	300.00	3,218.80	2,800	0	0	0	393.53	26.05	0.00	0.00	66.35	0.00	19,996.72	0.00	692.12	3,600	7,500	0	0	0	0	0	0	\$38,293.57
Aug-15	3,899.52	5,151.27	580.71	9,631.50	7,056	1,200	0	0	0.00	48.25	289.92	199.75	0.00	12.00	13,532.87	0.00	273.62	10,600	0	0	0	0	0	0	0	\$42,843.91
Sep-15	897.21	2,162.68	895.62	3,955.51	4,510	600	0	1,800	178.68	40.85	390.59	0.00	107.94	0.00	14,033.68	0.00	482.87	0	10,000	0	133.28	0	0	0	0	\$36,429.40
Oct-15	0.00	0.00	300.00	300.00	0	0	0	0	0.00	305.74	40.88	0.00	108.00	0.00	13,884.40	0.00	839.05	0	0	0	0	0	0	0	0	\$15,772.17
Nov-15	0.00	0.00	0.00	0.00	2,015	0.00	195	0	0.00	0.00	0.00	0.00	0.00	0.00	15,799.08	0.00	283.74	3,000	2,500	0	0	0	0	300.00	0	\$23,792.82
FY2015	\$22,981.36	\$25,672.88	\$7,644.41	\$56,298.65	62,929	\$4,174.25	\$935	4,500	\$3,791.09	\$676.17	\$3,265.99	\$199.75	\$1,413.98	\$40.00	\$193,375.19	\$800.00	\$5,828.75	\$34,600	\$40,000	\$244.37	\$6,749.80	\$375.86	3,135.00	\$400.00	\$423,296.98	
	5.4%	6.1%	1.8%	13.3%	14.9%	1.0%	0.1%	1.1%	0.9%	0.2%	0.8%	0.0%	0.3%	0.0%	45.8%	0.2%	1.4%	8.2%	9.4%	0.1%	1.4%	0.1%	0.7%	0.1%	100.0%	



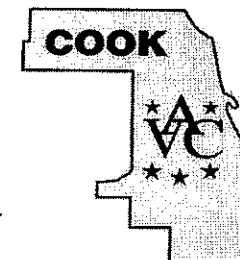
VETERANS ASSISTANCE COMMISSION of COOK COUNTY

12/7/2015

FY2014-2015 OPERATING ACCOUNT

1ST QTR EXPENSES	\$102,490.76	FY2015	Beg Bal.	26,834.31
2ND QTR EXPENSES	\$119,259.93		+ Deps.	410,891.06
3RD QTR EXPENSES	\$125,545.90		Sub Tot.	437,725.37
4TH QTR EXPENSES	\$76,000.39		Adjust.	\$3,400.00
FY2015 TOTAL YTD EXP.	\$423,296.98		- Cks.	423,296.98
			End Bal.	17,828.39

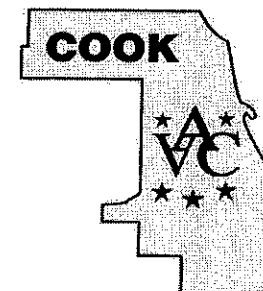
FY2015 FUNDING (4Q x \$79,935.28)	\$319,741.12
FY2014 Budget Bal. Holdback release	\$10,333.00
A. ZARAGOZA PAYROLL DEPOSITS (26 Pay Periods @ \$2,685.69)	\$69,827.94
FY2015 Budget Holdback release	\$9,889.00
OTHER DEPOSITS (DONATIONS)	\$300.00
PLUS Issued Check Refunds	800.00
TOTAL DEPOSITS	\$410,891.06







Veterans Assistance Commission of Cook County

Cook County Juvenile Center
1100 S. Hamilton, C-011 (Lower Level)
Chicago, Illinois 60612
(312) 433-6010



FY 2015-4th Qtr Activity Report

Abundio Zaragoza
Superintendent
abundio.zaragoza@cookcountyil.gov



SEPTEMBER 2015 VETERANS ASSISTANCE COMMISSION (VAC) DAILY DISBURSEMENTS

Date	Carfare	Rent	Move-In	Food	ComEd	Water	Gas	Burial	Tools	Employ.	Emergency	Uniform	Shoes	Totals
9/1/15	\$194	\$600	\$0	\$600	\$203.74	\$0	\$0	\$0	\$0	\$0	\$0	\$129.97	\$36	\$1,763.71
9/2/15	\$0	\$0	\$0	\$300	\$289.19	\$0	\$0	\$0	\$0	\$0	\$0	\$0	\$0	\$589.19
9/3/15	\$238	\$0	\$0	\$0	\$84.24	\$473.06	\$403.22	\$0	\$0	\$0	\$0	\$37.98	\$36	\$1,272.50
9/4/15	\$130	\$600	\$0	\$75	\$209.55	\$422.56	\$0	\$0	\$0	\$0	\$0	\$0	\$0	\$1,437.11
9/7/15	LABOR DAY OBSERVED													\$0.00
9/8/15	\$180	\$0	\$0	\$0	\$300.00	\$0	\$0	\$900	\$0	\$0	\$0	\$0	\$0	\$1,380.00
9/9/15	\$0	\$0	\$0	\$0	\$0	\$0	\$0	\$0	\$0	\$0	\$0	\$0	\$0	\$0.00
9/10/15	\$188	\$600	\$0	\$75	\$0	\$0	\$0	\$0	\$0	\$0	\$0	\$0	\$0	\$863.00
9/11/15	\$304	\$0	\$0	\$150	\$103.63	\$0	\$0	\$0	\$0	\$0	\$0	\$0	\$0	\$557.63
9/14/15	\$200	\$1,650	\$0	\$75	\$0	\$0	\$300.00	\$0	\$0	\$0	\$0	\$0	\$0	\$2,225.00
9/15/15	\$210	\$0	\$0	\$75	\$238.40	\$0	\$193.99	\$0	\$0	\$0	\$0	\$0	\$0	\$717.39
9/16/15	\$0	\$0	\$0	\$0	\$0	\$0	\$0	\$0	\$0	\$0	\$0	\$0	\$0	\$0.00
9/17/15	\$284	\$0	\$0	\$525	\$0	\$0	\$0	\$0	\$0	\$0	\$0	\$40.98	\$36	\$885.98
9/18/15	\$336	\$0	\$0	\$250	\$0	\$0	\$0	\$0	\$0	\$0	\$0	\$0	\$0	\$586.00
9/21/15	\$462	\$0	\$0	\$0	\$0	\$0	\$0	\$0	\$0	\$0	\$0	\$0	\$0	\$462.00
9/22/15	\$84	\$0	\$0	\$0	\$0	\$0	\$0	\$0	\$0	\$0	\$0	\$0	\$0	\$84.00
9/23/15	\$0	\$0	\$0	\$200	\$0	\$0	\$0	\$0	\$0	\$0	\$0	\$0	\$0	\$200.00
9/24/15	\$362	\$0	\$0	\$375	\$0	\$0	\$0	\$0	\$0	\$0	\$0	\$0	\$0	\$737.00
9/25/15	\$150	\$0	\$0	\$375	\$0	\$0	\$0	\$0	\$0	\$0	\$0	\$0	\$0	\$525.00
9/28/15	\$288	\$0	\$0	\$0	\$0	\$0	\$0	\$0	\$0	\$0	\$0	\$0	\$0	\$288.00
9/29/15	\$84	\$0	\$0	\$0	\$0	\$0	\$0	\$0	\$0	\$0	\$0	\$0	\$0	\$84.00
9/30/15	TRITON COLLEGE VETERANS CENTER EVENT													\$0.00
														\$0.00
TOTAL	\$3,694	\$3,450	\$0	\$3,075	\$1,428.75	\$895.62	\$897.21	\$900	\$0	\$0	\$0	\$208.93	\$108.00	\$14,657.51
	Carfare	Rent	Move-In	Food	ComEd	Water	Gas	Burial	Tools	Employ.	Emergency	Uniform	Shoes	Totals

**SEPTEMBER 2015
ACTIVITY COUNT**

SEPTEMBER 2015 VETERANS ASSISTANCE COMMISSION DAILY ACTIVITY COUNT																				
Date	Calls	Visitors	Referral	Carfare	Rent	Utilities	Food	Employment Assistance					Burial	V.A. Claim	Request DD214	Request Other Documents (Birth, Marriage, Death)	CWT/School	New Vets	Women	
								Amvets Code (Job)	Interview	Tools	Clothing	Shoes								
9/1/15	21	14	7	2	5	4	0	0	3	0	1	1	0	0	9	2	1	3	1	
9/2/15	15	1	0	0	0	1	1	0	0	0	0	0	0	0	0	0	0	0	0	
9/3/15	27	31	11	9	1	8	2	0	1	0	1	1	0	3	1	4	0	1	2	
9/4/15	22	16	8	4	6	9	2	0	0	0	0	0	0	0	0	2	0	3	1	
9/7/15	LABOR DAY OBSERVED																			
9/8/15	23	18	8	7	3	3	2	0	0	0	0	0	2	0	0	0	2	2	2	
9/9/15	13	2	0	0	0	0	0	0	0	0	0	0	0	0	0	1	0	0	0	
9/10/15	18	20	7	8	3	6	2	0	1	0	0	0	0	3	4	4	1	2	4	
9/11/15	21	16	14	6	3	3	4	0	0	0	0	0	0	1	1	4	0	1	2	
9/14/15	24	16	11	9	8	5	4	0	1	0	0	0	0	0	1	0	1	4	2	
9/15/15	22	16	11	8	2	3	3	0	2	0	0	0	0	0	0	0	0	1	0	
9/16/15	0	2	0	1	1	1	1	0	0	0	0	0	0	0	2	2	0	0	0	
9/17/15	27	22	10	14	2	0	3	0	1	0	1	1	0	0	0	2	0	5	1	
9/18/15	29	16	11	10	1	1	1	0	2	0	0	0	0	0	0	3	0	4	2	
9/21/15	25	18	12	11	2	0	0	0	1	0	0	0	0	1	1	3	0	4	3	
9/22/15	33	11	10	4	3	4	0	0	0	0	0	0	1	0	0	1	0	2	3	
9/23/15	16	1	0	0	0	0	1	0	0	0	0	0	0	0	0	0	0	0	1	
9/24/15	22	20	17	12	8	3	6	0	2	0	0	0	0	0	0	1	0	4	1	
9/25/15	11	14	10	4	5	1	2	0	0	0	0	0	0	0	0	3	0	2	1	
9/28/15	14	17	11	9	3	3	3	0	1	0	0	0	0	0	0	4	1	2	2	
9/29/15	23	2	2	2	0	0	0	0	0	0	0	0	0	0	0	0	0	0	0	
9/30/15	TRITON COLLEGE VETERANS CENTER EVENT																			
TOTAL	406	273	160	120	56	55	37	0	15	0	3	3	3	8	19	36	6	40	28	

**SEPTEMBER 2015
ACTIVITY COUNT**

Date	# of contacts w/ the U.S. Dept. of Veterans Affairs	# of contacts w/ the State of Illinois Dept. of Veterans Affairs	# of contacts w/ Municipal Veteran Assistance Depts. w/in Cook County	# of contacts w/ the Cook County Veterans Court
9/1/15	2	1	4	0
9/2/15	0	0	0	0
9/3/15	6	3	2	0
9/4/15	4	3	1	0
9/7/15	LABOR DAY OBSERVED			
9/8/15	6	2	0	0
9/9/15	0	0	0	0
9/10/15	3	1	3	0
9/11/15	9	5	0	0
9/14/15	5	3	3	0
9/15/15	4	4	3	0
9/16/15	0	0	0	0
9/17/15	5	3	2	0
9/18/15	7	3	1	0
9/21/15	5	6	1	0
9/22/15	5	2	3	0
9/23/15	0	0	0	0
9/24/15	7	6	4	0
9/25/15	6	3	0	1
9/28/15	8	0	3	0
9/29/15	0	0	2	0
9/30/15	TRITON COLLEGE VETERANS CENTER EVENT			
TOTAL	82	45	32	1 160

OCTOBER 2015 VETERANS ASSISTANCE COMMISSION (VAC) DAILY DISBURSEMENTS

Date	Carfare	Rent	Move in Exp.	Food	ComEd	Water	Gas	Burial	State ID	Tools	Employ.	Emergency	Uniform	Shoes	Totals	
10/1/15	\$386	\$0	\$0	\$300	\$0	\$0	\$0	\$900	\$0	\$0	\$0	\$0	\$0	\$0	\$1,586.00	
10/2/15	\$266	\$0	\$0	\$600	\$0	\$0	\$0	\$0	\$0	\$0	\$0	\$0	\$0	\$0	\$866.00	
10/5/15	\$338	\$0	\$0	\$0	\$0	\$0	\$0	\$0	\$0	\$0	\$0	\$0	\$0	\$0	\$338.00	
10/6/15	\$214	\$0	\$0	\$75	\$0	\$0	\$0	\$0	\$0	\$0	\$0	\$0	\$0	\$0	\$289.00	
10/7/15	\$36	\$0	\$0	\$75	\$0	\$0	\$0	\$0	\$0	\$0	\$0	\$0	\$0	\$0	\$111.00	
10/8/15	\$420	\$0	\$0	\$750	\$0	\$0	\$0	\$0	\$0	\$0	\$0	\$0	\$0	\$0	\$1,170.00	
10/9/15	\$264	\$0	\$0	\$450	\$0	\$0	\$0	\$0	\$0	\$0	\$0	\$0	\$0	\$0	\$714.00	
10/12/15	COLUMBUS DAY OBSERVED														\$0.00	
10/13/15	\$366	\$0	\$0	\$0	\$0	\$0	\$0	\$0	\$0	\$0	\$0	\$0	\$0	\$0	\$366.00	
10/14/15	\$0	\$0	\$0	\$0	\$0	\$0	\$0	\$0	\$0	\$0	\$0	\$0	\$0	\$0	\$0.00	
10/15/15	\$340	\$0	\$0	\$300	\$0	\$0	\$0	\$0	\$0	\$0	\$0	\$0	\$0	\$0	\$640.00	
10/16/15	\$190	\$0	\$0	\$75	\$0	\$0	\$0	\$0	\$0	\$0	\$0	\$0	\$0	\$0	\$265.00	
10/19/15	\$408	\$0	\$0	\$75	\$0	\$0	\$0	\$0	\$0	\$0	\$0	\$0	\$0	\$0	\$483.00	
10/20/15	\$306	\$0	\$0	\$0	\$0	\$0	\$0	\$0	\$0	\$0	\$0	\$0	\$0	\$0	\$306.00	
10/21/15	\$0	\$0	\$0	\$0	\$0	\$0	\$0	\$0	\$0	\$0	\$0	\$0	\$0	\$0	\$0.00	
10/22/15	\$566	\$0	\$0	\$600	\$0	\$0	\$0	\$0	\$0	\$0	\$0	\$0	\$0	\$0	\$1,166.00	
10/23/15	\$248	\$0	\$0	\$225	\$0	\$0	\$0	\$0	\$0	\$0	\$0	\$0	\$0	\$0	\$473.00	
10/26/15	\$622	\$0	\$0	\$300	\$0	\$0	\$0	\$0	\$0	\$0	\$0	\$0	\$0	\$0	\$922.00	
10/27/15	\$362	\$0	\$0	\$300	\$0	\$300	\$0	\$0	\$0	\$0	\$0	\$0	\$0	\$0	\$962.00	
10/28/15	\$68	\$0	\$0	\$0	\$0	\$0	\$0	\$0	\$0	\$0	\$0	\$0	\$0	\$0	\$68.00	
10/29/15	\$316	\$0	\$0	\$300	\$0	\$0	\$0	\$0	\$0	\$0	\$0	\$0	\$0	\$0	\$616.00	
10/30/15	ELGIN COMMUNITY COLLEGE VETERAN RESOURCE FAIR														\$0.00	
															\$0.00	
Total	\$5,716	\$0	\$0.00	\$4,425	\$0.00	\$300.00	\$0.00	\$900	\$0	\$0	\$0.00	\$0	\$0.00	\$0.00	\$0.00	\$11,341.00
	Carfare	Rent	Move in Exp.	Food	ComEd	Water	Gas	Burial	State ID	Tools	Employ.	Emergency	Uniform	Shoes	Totals	

**OCTOBER 2015
ACTIVITY COUNT**

OCTOBER 2015 VETERANS ASSISTANCE COMMISSION DAILY ACTIVITY COUNT																			
Date	Calls	Visitors	Referral	Carfare	Rent	Utilities	Food	Employment Assistance					Burial	V.A. Claim	Request DD214	Request Other Documents (Birth, Marriage, Death)	CWT/School	New Vets	Women
								Amvets Code (Job)	Interview	Tools	Clothing	Shoes							
10/1/15	16	18	15	11	2	1	2	0	1	0	0	0	1	0	4	5	0	4	1
10/2/15	21	16	11	8	5	4	4	0	1	0	0	0	0	0	0	2	1	1	0
10/5/15	17	15	17	10	1	0	0	0	1	0	0	0	0	1	0	1	2	2	2
10/6/15	20	14	11	5	2	2	4	0	0	0	0	0	0	1	4	2	0	1	2
10/7/15	30	4	1	1	0	2	1	0	0	0	0	0	0	0	0	0	0	1	0
10/8/15	25	22	18	14	6	4	8	0	0	0	0	0	0	1	0	2	1	3	1
10/9/15	19	18	11	8	5	5	2	0	0	0	0	0	0	0	1	1	0	1	2
10/12/15	COLUMBUS DAY OBSERVED																		
10/13/15	21	16	14	11	2	2	2	0	1	0	0	0	0	1	0	1	1	2	0
10/14/15	28	0	0	0	0	0	0	0	0	0	0	0	0	0	7	0	0	0	0
10/15/15	17	21	16	12	5	3	7	0	0	0	0	0	0	0	1	3	1	3	2
10/16/15	23	15	16	7	4	1	2	0	0	0	0	0	1	1	7	4	1	1	2
10/19/15	2	15	20	12	1	2	3	0	1	0	0	0	0	0	0	5	0	1	2
10/20/15	5	11	13	9	1	2	2	0	0	0	0	0	0	0	0	2	0	0	0
10/21/15	0	0	0	0	0	0	0	0	0	0	0	0	0	0	0	0	0	0	0
10/22/15	15	22	20	17	4	3	8	0	1	0	0	0	0	0	0	2	1	5	2
10/23/15	11	17	13	12	3	2	3	0	1	0	0	0	0	0	0	0	0	1	1
10/26/15	23	27	25	16	2	4	4	0	2	0	0	0	0	1	0	5	1	4	2
10/27/15	19	21	15	11	3	2	5	0	1	0	0	0	0	0	0	3	0	2	2
10/28/15	12	2	2	0	0	0	0	0	0	0	0	0	0	0	0	0	0	0	0
10/29/15	17	22	12	9	6	6	4	0	2	0	0	0	0	0	0	2	0	6	2
10/30/15	ELGIN COMMUNITY COLLEGE VETERAN RESOURCE FAIR																		
Total	341	296	250	173	52	45	61	0	12	0	0	0	2	6	24	40	9	38	23

**OCTOBER 2015
ACTIVITY COUNT**

Date	# of contacts w/ the U.S. Dept. of Veterans Affairs	# of contacts w/ the State of Illinois Dept. of Veterans Affairs	# of contacts w/ Municipal Veteran Assistance Depts. w/in Cook County	# of contacts w/ the Cook County Veterans Court
10/1/15	10	3	2	0
10/2/15	5	3	3	0
10/5/15	8	5	4	0
10/6/15	3	4	3	1
10/7/15	1	0	0	0
10/8/15	8	7	3	0
10/9/15	8	1	2	0
10/12/15	COLUMBUS DAY OBSERVED			
10/13/15	10	3	1	0
10/14/15	0	0	0	0
10/15/15	8	5	3	0
10/16/15	6	5	2	3
10/19/15	10	6	4	0
10/20/15	8	2	3	0
10/21/15	0	0	0	0
10/22/15	12	6	2	0
10/23/15	6	4	3	0
10/26/15	14	9	2	0
10/27/15	7	5	3	0
10/28/15	0	0	2	0
10/29/15	6	5	1	0
10/30/15	ELGIN COMMUNITY COLLEGE VETERAN RESOURCE FAIR			
Total	130	73	43	4 250

NOVEMBER 2015 VETERANS ASSISTANCE COMMISSION DAILY DISBURSEMENTS

Date	Carfare	Rent	Move in Exp.	Food	ComEd	Water	Gas	Burial	State ID	Tools	Employ.	Emergency	Uniform	Shoes	Totals
11/2/15	\$542	\$0	\$0	\$150	\$0	\$0	\$0	\$0	\$0	\$0	\$0	\$0	\$0	\$0	\$692.00
11/3/15	\$380	\$0	\$0	\$375	\$0	\$0	\$0	\$0	\$0	\$0	\$0	\$40	\$150	\$40	\$985.00
11/4/15	\$100	\$600	\$0	\$75	\$0	\$0	\$0	\$0	\$0	\$0	\$0	\$0	\$0	\$0	\$775.00
11/5/15	\$344	\$0	\$0	\$375	\$0	\$0	\$0	\$0	\$0	\$0	\$0	\$0	\$0	\$0	\$719.00
11/6/15	St. Leo Veterans Resource Fair														\$0.00
11/9/15	\$586	\$950	\$0	\$75	\$0	\$0	\$0	\$0	\$0	\$0	\$0	\$0	\$0	\$0	\$1,611.00
11/10/15	Veterans Stand Down @ National Guard Armory														\$0.00
11/11/15	VETERANS DAY OBSERVED														\$0.00
11/12/15	Cook County Commissioner's Veterans Day Recognition Breakfast @ McKinley Park														\$0.00
11/13/15	\$0	\$0	\$0	\$275	\$0	\$0	\$0	\$0	\$0	\$0	\$0	\$0	\$0	\$0	\$275.00
11/16/15	\$866	\$0	\$0	\$825	\$0	\$0	\$0	\$0	\$0	\$0	\$0	\$0	\$0	\$0	\$1,691.00
11/17/15	\$176	\$0	\$50	\$225	\$0	\$0	\$0	\$0	\$0	\$0	\$0	\$0	\$0	\$0	\$451.00
11/18/15	\$234	\$0	\$145	\$75	\$0	\$0	\$0	\$0	\$0	\$0	\$0	\$0	\$0	\$0	\$454.00
11/19/15	City of Chicago & Cook County Commissioners Veterans Job & Resource Fair @ Prosser H.S.														\$0.00
11/20/15	Congressman Dan Lipinski 3rd District's Veterans Job Fair @ VFW Oak Lawn														\$0.00
11/21/15	Cook County Commissioner's Resource Fair & Luncheon @ Collins H.S.														\$0.00
11/23/15	\$345	\$465	\$0	\$675	\$0	\$0	\$0	\$0	\$0	\$0	\$0	\$0	\$0	\$0	\$1,485.00
11/24/15	\$0	\$0	\$0	\$1,175	\$0	\$0	\$0	\$0	\$0	\$0	\$0	\$0	\$0	\$0	\$1,175.00
11/25/15	\$0	\$0	\$0	\$0	\$0	\$0	\$0	\$0	\$0	\$0	\$0	\$0	\$0	\$0	\$0.00
11/26/15	THANKSGIVING DAY OBSERVED														\$0.00
11/27/15	COOK COUNTY OFFICES CLOSED														\$0.00
11/30/15	\$0	\$0	\$0	\$300	\$0	\$0	\$0	\$0	\$0	\$0	\$0	\$0	\$0	\$0	\$300.00
Totals	\$3,573	\$2,015	\$195	\$4,600	\$0.00	\$0.00	\$0.00	\$0.00	\$0.00	\$0.00	\$0.00	\$40.00	\$150.00	\$40.00	\$10,613.00
	Carfare	Rent	Move in Exp.	Food	ComEd	Water	Gas	Burial	State ID	Tools	Employ.	Emergency	Uniform	Shoes	Totals

**NOVEMBER 2015
ACTIVITY COUNT**

NOVEMBER 2015 VETERANS ASSISTANCE COMMISSION DAILY ACTIVITY COUNT																			
Date	Calls	Visitors	Referral	Carfare	Rent	Utilities	Food	Employment Assistance					Burial	V.A. Claim	Request DD214	Request Other Documents (Birth, Marriage, Death)	CWT/School	New Vets	Women
								Amvets Code (Job)	Interview	Tools	Clothing	Shoes							
11/2/15	19	27	22	18	2	1	7	0	0	0	0	0	0	1	0	4	1	4	2
11/3/15	15	19	17	14	3	3	6	0	1	0	1	1	0	0	0	0	1	4	1
11/4/15	13	0	1	0	0	0	0	0	1	0	0	0	0	0	0	0	0	0	0
11/5/15	12	16	16	9	1	1	1	0	0	0	0	0	0	0	0	0	1	1	3
11/6/15	St. Leo Veterans Resource Fair																		
11/9/15	22	35	37	21	4	4	9	0	2	0	0	0	0	0	0	6	1	3	5
11/10/15	Veterans Stand Down @ National Guard Armory																		
11/11/15	Veterans Day Observed																		
11/12/15	Cook County Commissioner's Veterans Day Recognition Breakfast @ McKinley Park																		
11/13/15	12	3	3	0	0	0	2	0	0	0	0	0	0	0	0	0	0	0	0
11/16/15	39	35	33	23	3	6	4	0	4	0	0	0	0	1	9	5	1	4	3
11/17/15	16	9	8	5	1	1	2	0	0	0	0	0	0	0	0	2	0	2	0
11/18/15	0	0	0	0	0	0	0	0	0	0	0	0	0	0	0	0	0	0	0
11/19/15	City of Chicago & Cook County Commissioners Veterans Job & Resource Fair @ Prosser H.S.																		
11/20/15	Congressman Dan Lipinski 3rd District's Veterans Job Fair @ VFW Oak Lawn																		
11/21/15	Cook County Commissioner's Resource Fair & Luncheon @ Collins H.S.																		
11/23/15	27	36	25	21	4	5	15	0	0	0	0	0	0	1	0	4	1	5	2
11/24/15	31	49	50	10	1	4	38	0	0	0	0	0	0	1	0	7	0	13	3
11/25/15	16	1	4	1	1	1	1	0	0	0	0	0	0	0	0	1	0	1	0
11/26/15	THANKSGIVING DAY OBSERVED																		
11/27/15	COOK COUNTY OFFICES CLOSED																		
11/30/15	23	19	21	6	4	3	8	0	0	0	0	0	0	2	0	5	0	2	1
Totals	245	249	237	128	24	29	93	0	8	0	1	1	0	6	9	34	6	39	20

**NOVEMBER 2015
ACTIVITY COUNT**

Date	# of contacts w/ the U.S. Dept. of Veterans Affairs	# of contacts w/ the State of Illinois Dept. of Veterans Affairs	# of contacts w/ Municipal Veteran Assistance Depts. w/in Cook County	# of contacts w/ the Cook County Veterans Court	
11/2/15	12	7	3	0	
11/3/15	7	9	1	0	
11/4/15	0	0	1	0	
11/5/15	8	6	2	0	
11/6/15	St. Leo Veterans Resource Fair				
11/9/15	20	11	6	0	
11/10/15	Veterans Stand Down @ National Guard Armory				
11/11/15	Veterans Day Observed				
11/12/15	Cook County Commissioner's Veterans Day Recognition Breakfast @ McKinley Park				
11/13/15	0	0	3	0	
11/16/15	18	8	7	0	
11/17/15	5	3	0	0	
11/18/15	0	0	0	0	
11/19/15	City of Chicago & Cook County Commissioners Veterans Job & Resource Fair @ Prosser H.S.				
11/20/15	Congressman Dan Lipinski 3rd District's Veterans Job Fair				
11/21/15	Cook County Commissioner's Resource Fair & Luncheon @ Collins H.S.				
11/23/15	13	10	2	0	
11/24/15	11	16	23	0	
11/25/15	1	1	1	1	
11/26/15	THANKSGIVING DAY OBSERVED				
11/27/15	COOK COUNTY OFFICES CLOSED				
11/30/15	6	4	11	0	
Totals	101	75	60	1	237

FY2015 ACTIVITY COUNTS

VETERANS ASSISTANCE COMMISSION ACTIVITY COUNTS FY2015 YTD As of 8/31/15																				
Month	Calls	Visitors	Move-In Expense	Referral	Carfare	Rent	Utilities	Food	Amvets Code (Job)	Tools	Clothing	Shoes	Interview	DD214	Certificates	Burial	V.A. Claim	CWT/School	New Vets	Women
DECEMBER	468	327	0	295	159	77	43	74	9	0	5	6	25	64	21	2	8	13	59	15
JANUARY	351	229	0	236	122	55	23	26	6	0	1	1	9	55	24	5	5	14	52	20
FEBRUARY	308	216	0	193	122	41	24	23	27	0	7	7	32	39	23	2	1	8	52	15
MARCH	511	256	0	334	126	60	46	24	9	0	5	4	55	47	18	2	8	10	68	21
APRIL	469	342	0	263	186	76	69	55	0	0	5	5	50	41	35	5	9	23	64	32
MAY	295	198	0	218	121	29	33	22	0	0	1	1	28	19	17	2	9	8	41	14
JUNE	380	290	1	232	127	88	73	39	9	0	4	3	27	49	19	1	6	9	55	37
JULY	412	286	0	261	138	51	50	57	9	0	2	1	8	23	40	1	19	11	65	27
AUGUST	389	282	0	190	116	69	79	61	0	1	3	4	15	10	41	2	10	13	37	38
SEPTEMBER	406	273	0	160	120	56	55	37	0	0	3	3	15	19	36	3	8	6	40	28
OCTOBER	341	296	0	250	173	52	45	61	0	0	0	0	12	24	40	2	6	9	38	23
NOVEMBER	245	249	0	237	128	24	29	93	0	0	1	1	8	9	34	0	6	6	39	20
FY2015 YTD	4575	3244	1	2869	1638	678	569	572	69	1	37	36	284	399	348	27	95	130	610	290

FY2015 YTD REFERRAL ACTIVITY COUNTS

Month	# of contacts w/ the U.S. Dept. of Veterans Affairs	# of contacts w/ the State of Illinois Dept. of Veterans Affairs	# of contacts w/ Municipal Veteran Assistance Depts. w/in Cook County	# of contacts w/ the Cook County Veterans Court	Totals
DECEMBER	157	72	64	2	295
JANUARY	97	73	66	0	236
FEBRUARY	80	48	64	1	193
MARCH	116	73	139	6	334
APRIL	99	78	84	2	263
MAY	82	52	83	1	218
JUNE	93	78	61	0	232
JULY	104	96	61	0	261
AUGUST	72	82	33	3	190
SEPTEMBER	82	45	32	1	160
OCTOBER	130	73	43	4	250
NOVEMBER	101	75	60	1	237
FY2015 TOTALS	1213	845	790	21	2869