



# COOK COUNTY GOVERNMENT

## ANNUAL DIVERSITY REPORT FISCAL YEAR 2022

**TONI PRECKWINKLE, PRESIDENT**  
COOK COUNTY BOARD OF COMMISSIONERS

**NICOLE N. MANDEVILLE, DIRECTOR**  
OFFICE OF CONTRACT COMPLIANCE



## **MISSION**

**The mission of the Office of Contract Compliance is to increase the pool of qualified diverse vendors who are in position to participate in Cook County contracting opportunities.**

**In addition, the office monitors and tracks all contracts to ensure compliance with the minority and woman-owned businesses (M/WBE) ordinance by promoting racial parity, contract diversity and continued transparency with industry best practices.**



*Message from Toni Preckwinkle  
Board President of Cook County*

To the residents of Cook County:

I am pleased to present our annual Cook County Business Diversity Report. Since taking office, I have been committed to making it easier for minority and women-owned businesses (M/WBEs) to do business in and with Cook County. This report is a testament to that commitment and our continued work to be open, honest and transparent about our efforts.

This report provides a wealth of important information related to our diversity efforts. Overall, in 2022, Cook County awarded 32% of its contracts to minority and women-owned businesses, while 9% of contract payments were made to minority and women-owned businesses. Also, note we are reporting on Sole Source contracts for the third time in a row.

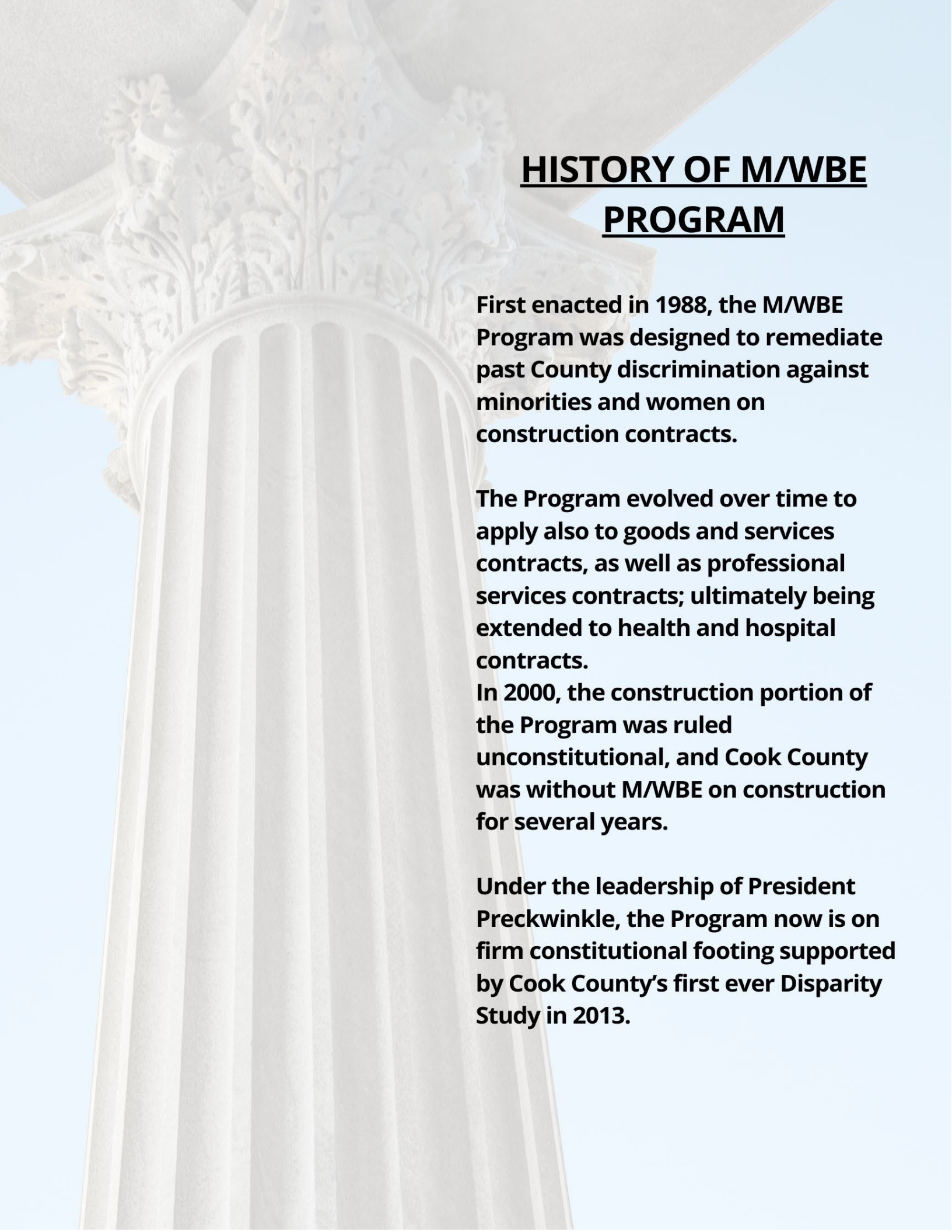
We are continuously seeking ways in which we can enhance and improve our M/WBE Program. We are also committed to investing in the necessary tools to better monitor participation of minority and women-owned businesses on County contracts. We are now utilizing a web-based system to capture payment data allowing for a more efficient process to track and monitor actual subcontractor payments.

We will continue to strive to make the County a more effective, attractive business partner for minority and women-owned businesses. We are serious about these efforts and are excited to continue our work on behalf of the residents and businesses of Cook County.



Toni Preckwinkle

President, Cook County Board of Commissioners



## **HISTORY OF M/WBE** **PROGRAM**

**First enacted in 1988, the M/WBE Program was designed to remediate past County discrimination against minorities and women on construction contracts.**

**The Program evolved over time to apply also to goods and services contracts, as well as professional services contracts; ultimately being extended to health and hospital contracts.**

**In 2000, the construction portion of the Program was ruled unconstitutional, and Cook County was without M/WBE on construction for several years.**

**Under the leadership of President Preckwinkle, the Program now is on firm constitutional footing supported by Cook County's first ever Disparity Study in 2013.**

## COMMITMENT TO MINORITY AND WOMEN-OWNED SMALL BUSINESSES

Cook County Board President Toni Preckwinkle is committed to the inclusion and expansion of opportunities for small, local, minority and woman-owned businesses. Cook County is the economic engine of the State of Illinois and the heart of a dynamic metropolitan region, where it includes more than half of its population, jobs, and businesses. President Preckwinkle knows that small businesses are the backbone of the economy whose success depends upon accountable, transparent, and responsive government.

Cook County's Office of Contract Compliance is pleased to present its Annual Business Diversity Report covering the period of Fiscal Year 2022. Historically, minority- and woman-owned businesses have been awarded government contracts disproportionately lower than their availability and capacity to perform. Many local governments, including Cook County, were active and passive participants in discriminatory practices that adversely affected the growth and full participation of minority and woman-owned businesses (M/WBEs) in the government marketplace.

To remedy historic inequity and to facilitate greater inclusion, Cook County established goals for the participation of minority and woman-owned businesses in County contracts as set forth under the ordinances included in the Cook County Procurement Code. Cook County Government, including the Cook County Health and Hospitals System aspires to achieve the following goals:

<i><b>Contract Type</b></i>	<i><b>Goals</b></i>	
	MBE	WBE
Goods and Services	25%	10%
Construction	24%	10%
Professional Services	35% Overall	

### About this Report

Transparency is a key mandate of President Preckwinkle and under her leadership the County began publishing annual diversity reports for the first time to make this information available to the public. This report is the County's tenth annual report to include actual payments to M/WBEs. This report includes both contract dollars awarded and contract payments by Cook County Government as reported by vendors. The second section includes contracts awarded and payments on Cook County Health and Hospitals System (CCH) contracts as reported by vendors. This report continues to serve as a benchmarking tool in assessing M/WBE participation and identifying areas for greater inclusion. The Office of Contract Compliance tracks M/WBE participation in the following three categories (1) Goods and Services, (2) Construction, and (3) Professional Services.

**Legally Defensible Program.** President Preckwinkle has made it a top priority of her administration to foster greater participation and meet M/WBE goals to the greatest extent possible. This mandate requires a robust, narrowly tailored program built upon solid constitutional footing. Since taking office, President Preckwinkle has required that all contracts valued at \$25,000+ are to be reviewed by the Office of Contract Compliance for goal inclusion, where goals are set on a contract-by-contract basis. The Program is subject

to strict scrutiny, the most exacting form of judicial review, which requires that Cook County establish 1) that the County participated in discrimination against minorities and women; and 2) that its program to remedy those past wrongs is narrowly tailored to accomplish its remedial purpose. The program follows the format of the federal Disadvantaged Business Enterprise (DBE) program which includes caps on personal net worth and adherence to the Small Business Administration (SBA) size standards. The Program is supported by a Disparity Study and includes a sunset date to ensure continuous econometric analysis to justify the program's maintenance.

**Diversity Management System.** President Preckwinkle has made achieving full M/WBE participation in County procurement a key goal of her administration. The Office of Contract Compliance continues to utilize the web-based Diversity Management System, which was fully implemented in FY2013. As part of its mission and mandate, the Diversity Management System continues to capture, monitor, and report contract performance based on actual spends. The key benefits of the Diversity Management System include:

- Transparency and accountability measures for all stakeholders.
- Service improvement to local small businesses.
- Streamlined process – Certification applications including supporting documentation will be submitted electronically.
- Promotes the County/City Collaborative reciprocal certification process.
- Sharing of information with the City of Chicago and the State of Illinois' Central Management Services.

**Reciprocal Certification.** Cook County and the City of Chicago continue their reciprocal Minority and Women Business Enterprise initiative. This initiative allows M/WBEs to be certified by either the County or City, and have that certification apply to goals set by both governmental bodies. This combined effort by the County and City reduces the time commitment and financial burden to M/WBEs and streamlines the certification process by providing a “one-stop shop” for M/WBEs interested in participating in County and City procurement opportunities.

**Phased Graduation.** In FY 2017, the County Code was amended to allow for firms exceeding the Small Business Administration Size Standard criteria to be able to participate in the M/WBE Program through phased graduation at a lesser level of credit toward the M/WBE goal over the course of three years. This allows a firm to gradually transition from the M/WBE Program and ensure a smoother entry into the general marketplace.

**Increasing M/WBE Participation.** We continue to seek opportunities to increase participation of Cook County's minority and women-owned businesses on County procurements. In FY 2022, these efforts included extensive outreach; developing and offering solicitations that limited the competitive pool to only minority and women-owned businesses. Those efforts have borne fruit as M/WBEs continue to participate in all contract categories as well as on sole-source contracts and as prime vendors.

**Narrowly Tailored Program.** Cook County amended the County Code in FY2016 to further strengthen and enhance its M/WBE Program by requiring the use of current data to set contract-specific goals. This measure will ensure continued implementation of a narrowly tailored M/WBE Program, that requires:

- Goals are set on a contract-by-contract basis, no blanket goals, or quotas
- Size of the contract, term of the contract, amount of subcontracting opportunity and availability of M/WBEs to provide a commercially useful function on the contract
- Waiver Review Process when Good Faith Efforts to achieve the goals are demonstrated
- Race and Gender-Neutral Measures to remedy past discrimination
- Prompt Payment Provision in Cook County Ordinance
- Outreach Program (OCC, OCPO and User Departments partnering with Commissioners, Assist Agencies, and other units of government)
- Anti-Discrimination Enforcement (Cook County Commission on Human Rights, OIIG, OCC)
- Unbundling large contracts (OCC, OCPO and User Departments)
- Holding pre-bid conferences (OCPO)
- Providing timely information on contracting opportunities and establishing schedules for submitting bids with adequate time (OCC and OCPO)

#### **The Office of Contract Compliance:**

##### **What we do:**

- **Certification:** Certify Minority, Women, Veteran and Service-Disabled Veteran and Person with Disability-Owned Business Enterprise
- **Compliance:** Set contract goals; Evaluate waiver requests; Track and monitor contracts for compliance on the committed level of M/WBE participation
- **Outreach:** Conduct vendor outreach activities

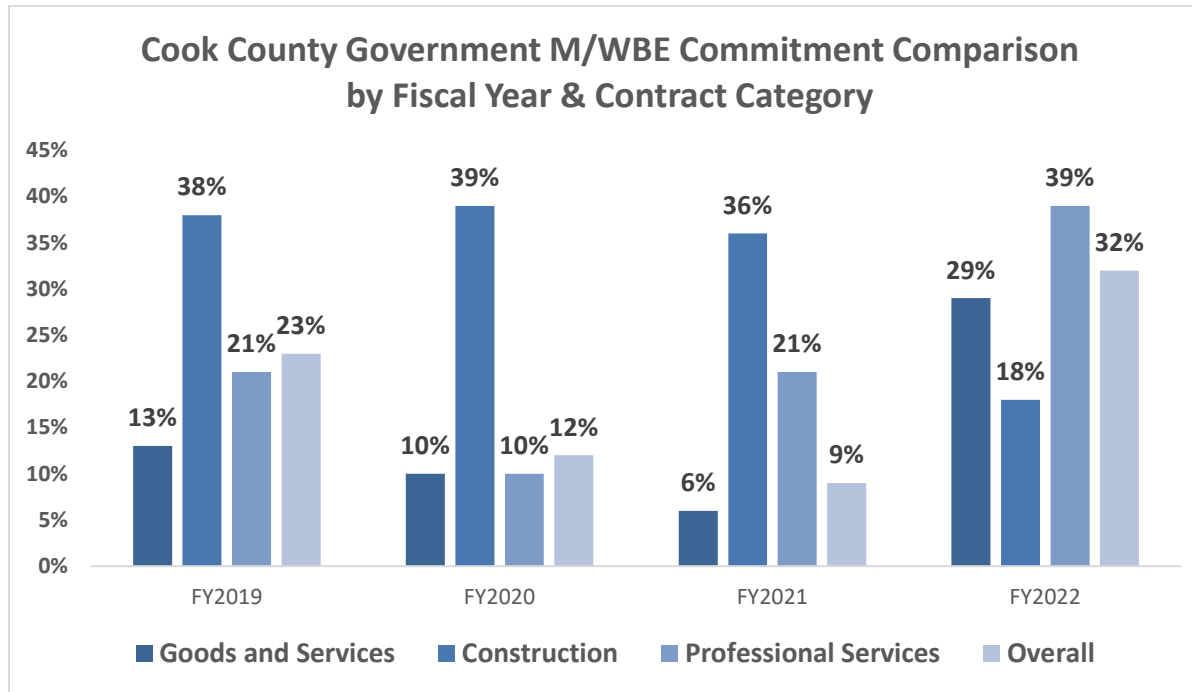
**Program Administration.** The Office of Contract Compliance administers Cook County's M/WBE Program as set forth in the County Ordinance under Division 8 of Article IV of the Procurement Code. The Ordinance can be found online at [www.cookcountyil.gov/agency/contract-compliance](http://www.cookcountyil.gov/agency/contract-compliance). The responsibilities of the Office of Contract Compliance include:

- (1) Formulating, proposing, and implementing rules and regulations for the development, implementation and monitoring of the Program, certification process, recertification process, and no-change affidavits, including time limitations for the submission of documents and information regarding certification applications and contract participation. The Contract Compliance Director ("CCD") is authorized to collect certification and recertification processing fees in the amount of \$250.00 per Application; the collection of said processing fees shall be transacted by the CCD through the Department of Revenue.

- (2) Providing information and assistance to businesses relating to the Program and serving as a liaison to community, contractor, professional and supplier organizations.
- (3) Establishing contract specific goals based upon the availability of M/WBEs to provide the supplies, materials and equipment or services required by the Contract.
- (4) Monitoring contracts to evaluate compliance with Contract Specific Goals and commitments.
- (5) Cooperating with and aiding user agencies to facilitate participation by M/WBEs in Procurements.
- (6) Reviewing, approving, or rejecting utilization plans for achievement of contract specific goals, and evaluating the extent to which goals were achieved.
- (7) Monitoring contracts to ensure compliance with Section 34-388, Prompt Payment of M/WBEs.
- (8) Evaluating the effectiveness and utility of the program.
- (9) Monitoring the program and the County's progress towards program goals.
- (10) Reporting to the Contract Compliance Committee, at its request, information regarding the administration of the program and its progress toward achieving program goals.



## M/WBE Participation by Contract Commitments



The chart above represents the committed utilization of M/W/DBEs on County contracts awarded over the last four fiscal years. Overall, M/WBE contract commitments represented 32 percent of all contracts awarded in FY2022.

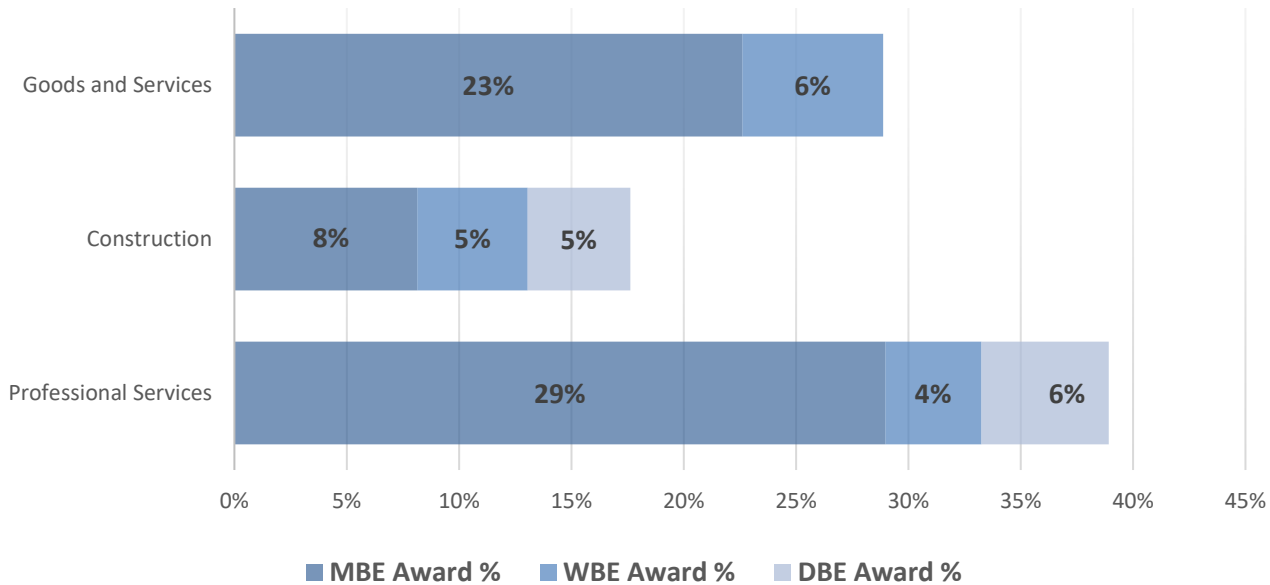
*In FY 2022, 32% of  
contract commitments  
were made to  
M/W/DBEs.*

## Cook County Government FY 2022 MBE/WBE/DBE Award (Commitments) Summary\*

	<i>MBE Award (millions)</i>	<i>WBE Award (millions)</i>	<i>DBE Award** (millions)</i>	<i>Non-M/WBE Award (millions)</i>	<i>Total Award (millions)</i>
Goods and Services	\$38.4	\$10.6	\$0.0	\$120.7	\$169.7
Construction	\$7.5	\$4.5	\$4.2	\$75.9	\$92.1
Professional Services	\$74.7	\$11.0	\$14.6	\$157.5	\$257.8
Total	\$120.6	\$26.1	\$18.8	\$354.1	\$519.7

M/W/DBE  
Commitments for  
Goods and Services  
totaled 29%, totaled  
18% for Construction  
and 39% for  
Professional Services.  
Overall, Commitments  
totaled 32% for FY  
2022.

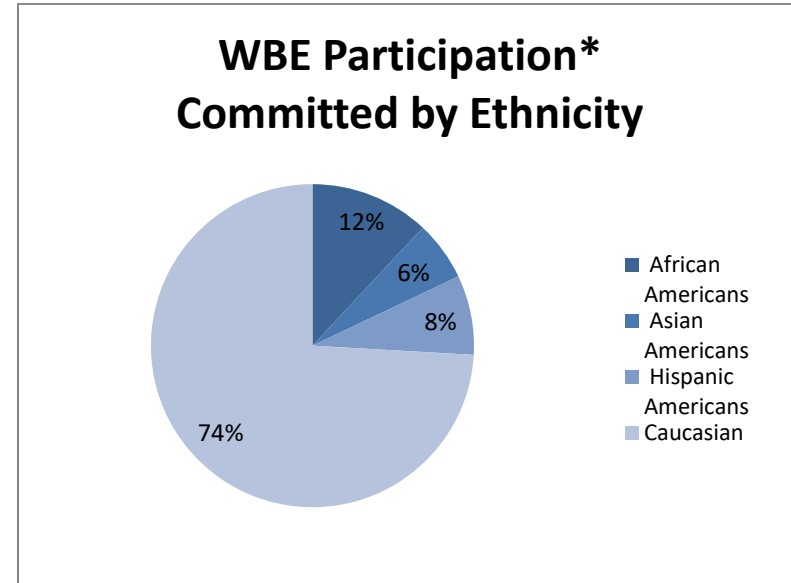
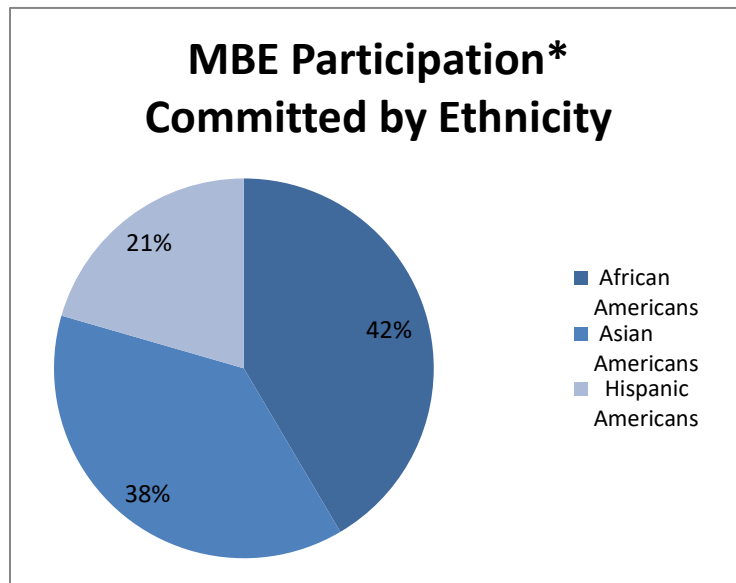
### FY 2022 PARTICIPATION BY CONTRACT TYPE



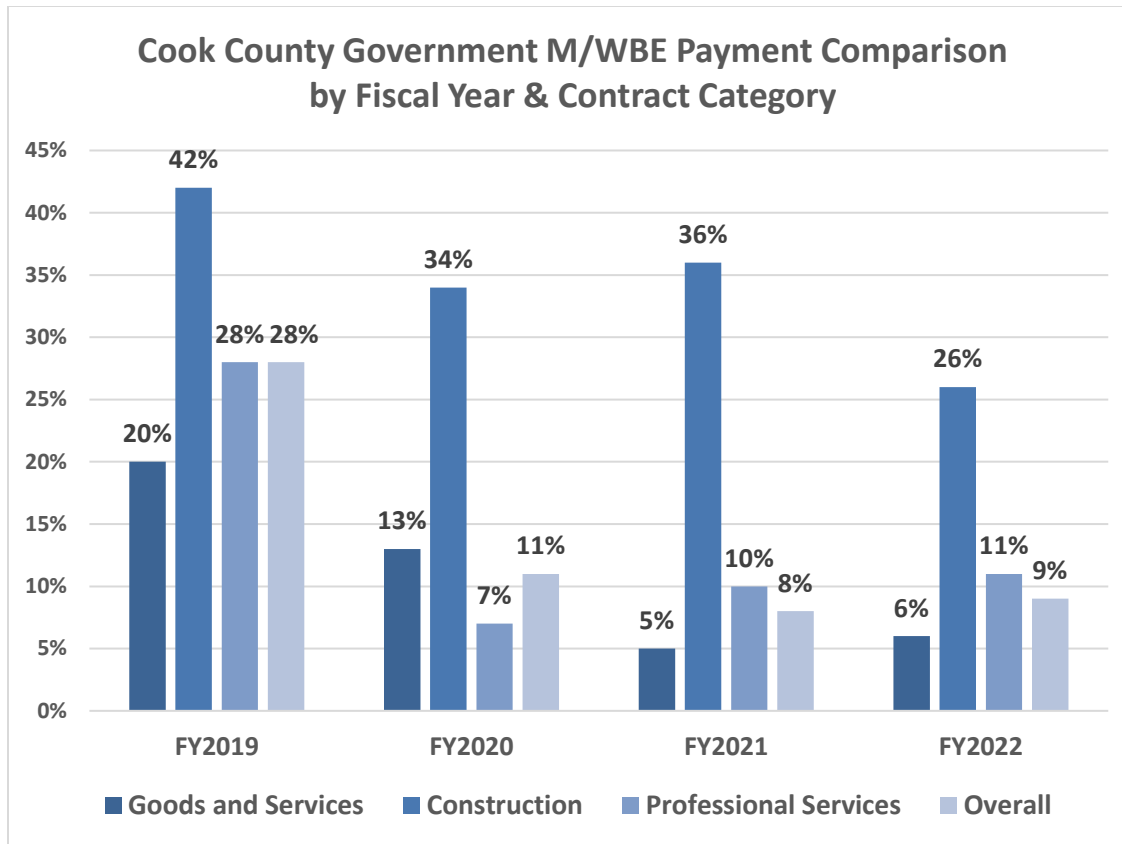
## Cook County Government MBE/WBE/DBE FY 2022 Awards by Ethnicity (Commitments)

Contract Type	Minority-owned Business Dollars (millions)				Women-owned Business Dollars (millions)				
	African Americans	Asian Americans	Hispanic Americans	Total MBE	African Americans	Asian Americans	Hispanic Americans	Caucasian	Total WBE
Goods and Services	\$16.9	\$11.6	\$9.9	\$38.4	\$2.6	\$1.4	\$1.7	\$4.9	\$10.6
Construction	\$0.9	\$0.8	\$5.9	\$7.5	\$0.5	\$0.2	\$0.4	\$3.5	\$4.5
Professional Services	\$32.3	\$33.4	\$9.0	\$74.7	\$0.0	\$0.0	\$0	\$11.0	\$11.0
<b>Total</b>	<b>\$50.1</b>	<b>\$45.8</b>	<b>\$24.8</b>	<b>\$120.6</b>	<b>\$3.1</b>	<b>\$1.6</b>	<b>\$2.1</b>	<b>\$19.4</b>	<b>\$26.1</b>

*\* Includes sole-source contracts \*\*DBE participation applies to federally funded contracts*



*This overview provides data with regard to total awards to minority and women-owned business enterprises (M/WBE) that have performed work for Cook County Government from December 1, 2021, to November 30, 2022. During this time frame the County awarded \$120.6 million in commitments.*



The chart above represents the percentage of MBE and WBE participation based on contract payments by fiscal year and contract category. Overall, M/WBE participation represented 9 percent of all contracts payments made in FY2022.

## M/WBE Participation by Contract Payment

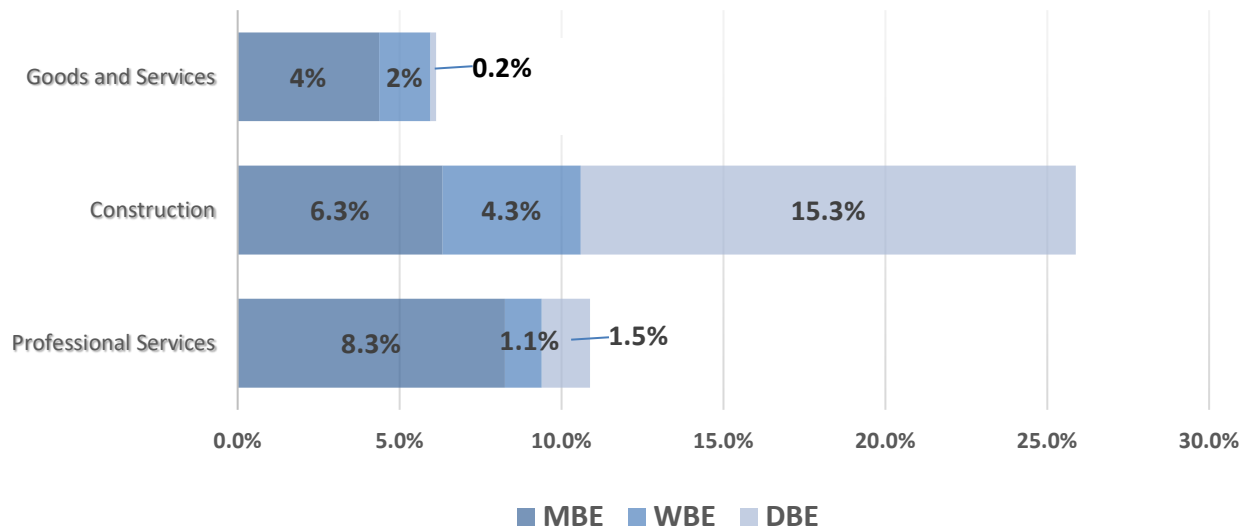
*In FY 2022, 9% of  
contract payments  
were made to M/WBEs.*

## Cook County Government MBE/WBE/DBE Payment Summary (Actuals)\*

	<i>MBE Payment (millions)</i>	<i>WBE Payment (millions)</i>	<i>DBE Payment (millions)</i>	<i>Non- M/W/DBE Payment (millions)</i>	<i>Total Payments (millions)</i>	<i>Total MBE/WBE/DBE Payments</i>
Goods and Services	\$17.2	\$6.2	\$0.7	\$370.5	\$394.7	\$24.2
Construction	\$2.2	\$1.5	\$5.3	\$25.7	\$34.7	\$9.0
Professional Services	\$18.1	\$2.5	\$3.3	\$195.0	\$218.9	\$23.8
<b>Total</b>	<b>\$37.5</b>	<b>\$10.2</b>	<b>\$9.3</b>	<b>\$591.2</b>	<b>\$648.2</b>	<b>\$57.0</b>

*\*Participation is based on payments reported by vendors (Primes and Subcontractors). Contract payments made in FY2022 include contracts awarded in previous years as well as a portion of those awarded during FY2022. Amounts include Sole Source Contracts.*

### FY 2022 PARTICIPATION BY CONTRACT TYPE



**In FY 2022, payments made on County contracts represented:**

**6%** M/WBE participation on Goods and Services

**26%** M/W/DBE participation on Construction Projects

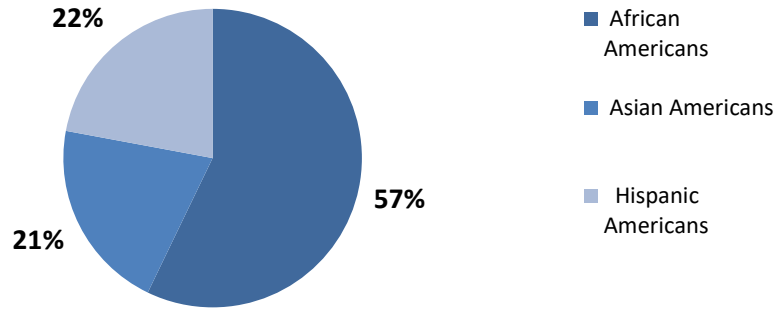
**11%** M/W/DBE participation on Professional Contracts

Overall, participation of M/W/DBEs represented **9%** of all contract payments

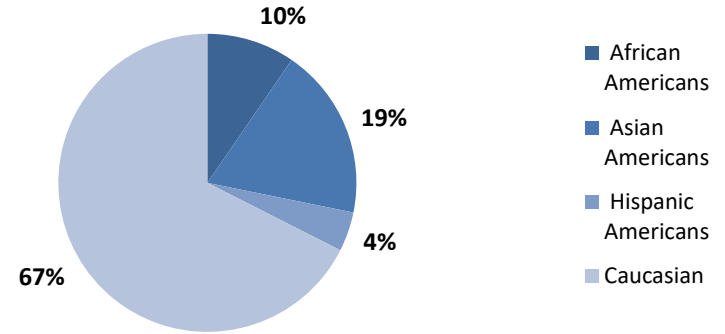
## Cook County Government MBE/WBE/DBE FY 2022 Payments by Ethnicity (Actuals)\*

Contract Type	Minority Business Enterprise (MBE) Dollars				Women Business Enterprise (WBE) Dollars				
	African Americans	Asian Americans	Hispanic Americans	Total MBE	African Americans	Asian Americans	Hispanic Americans	Caucasian	Total WBE
Goods and Services	\$9.5	\$2.9	\$4.9	\$17.2	\$0.7	\$0.9	\$0.4	\$4.2	\$6.2
Construction	\$0.6	\$0.3	\$1.6	\$2.2	\$0.0	\$0.004	\$0.35	\$1.4	\$1.5
Professional Services	\$11.3	\$4.9	\$1.8	\$18.1	\$0.2	\$1.0	\$0.0	\$1.2	\$2.5
<b>Total</b>	<b>\$21.4</b>	<b>\$7.8</b>	<b>\$8.3</b>	<b>\$37.5</b>	<b>\$1.0</b>	<b>\$1.9</b>	<b>\$0.4</b>	<b>\$6.9</b>	<b>\$10.2</b>

### MBE Participation\* by Ethnicity



### WBE Participation\* by Ethnicity



Of the \$37.5 million the County paid to minority-owned business enterprises, minority male participation represented \$27.3 million or 73 percent. Payments to women-owned business enterprises were \$10.2 million or 23 percent.

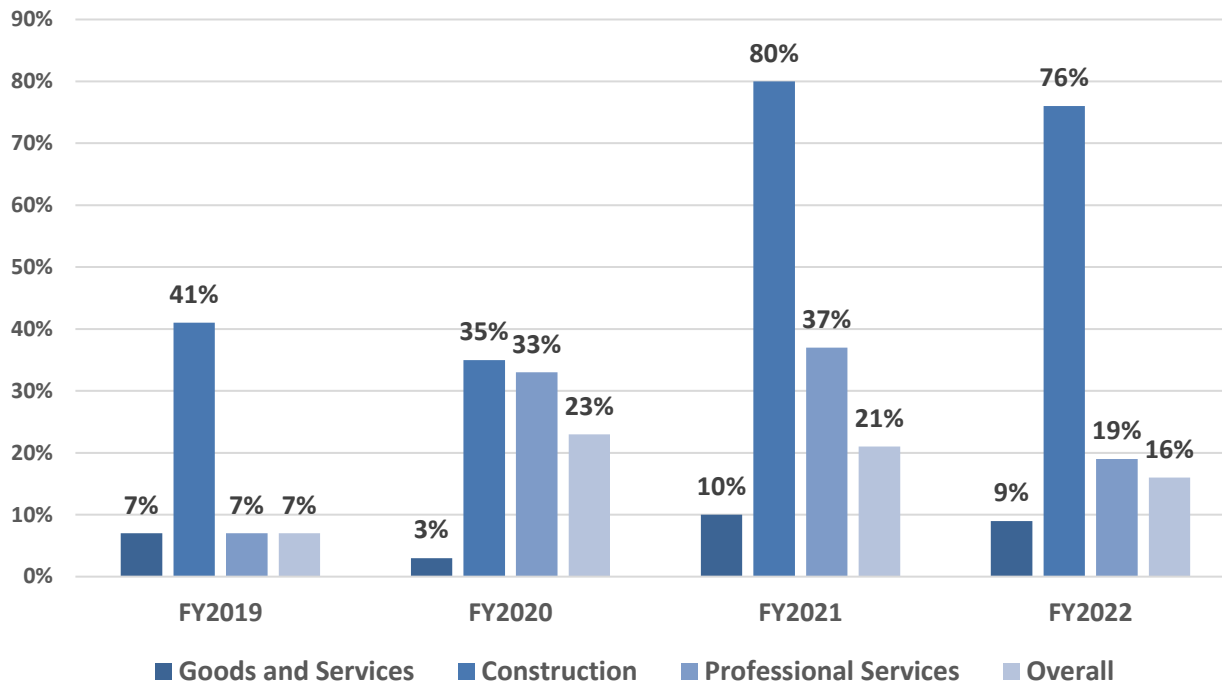


Cook County's Office of Contract Compliance (OCC) also administers the Cook County Health and Hospital System's M/WBE Program. OCC participates in the Hospital's Finance Committee and Board Meetings and works with the Hospital System to achieve MBE/WBE participation goals. OCC works closely with the Hospital's Supply Chain Management Department, which functions as the procurement arm by strategically sourcing goods and services across major spend categories throughout the health system.

This section includes contract awards by the Cook County Health and Hospitals System (CCH) during FY2022 and actual payments made to minority and women owned businesses. Actual payment amounts are based on data reported by vendors. The Office of Contract Compliance tracks CCH M/WBE participation in the following three categories (1) Goods and Services, (2) Construction, and (3) Professional Services.

Overall, in Fiscal Year 2022, the Cook County Health and Hospitals System awarded 16% of contracts to minority- and women-owned businesses. Additionally, in the same fiscal year, 16% of contract payments were made to minority- and women-owned businesses.

*Cook County Health M/WBE Commitment Comparison by Fiscal Year & Contract Category*



## M/WBE Participation by Contract Commitment

*In FY 2022, 16% of contract commitments were made to M/WBEs.*

The chart above represents the committed percentage of MBE and WBE participation on Cook County Health & Hospital Systems' contract awards over the last four fiscal years. Due to the nature of goods and services procured by CCH, M/WBE participation varies. Overall, M/WBE participation commitments represented 16 percent of all contracts awarded in FY2022.



## Cook County Health and Hospitals System FY2022 Contract Awards\* (Commitments) MBE/WBE Summary

	<i>MBE Awards</i>	<i>WBE Awards</i>	<i>Non-M/WBE Awards</i>	<i>Total Awards</i>
Goods and Services	\$9.4	\$5.1	\$153.1	\$167.7
Construction	\$0.33	\$0.005	\$0.012	\$0.05
Professional Services	\$71.6	\$9.3	\$341.6	\$422.5
Total	\$81.1	\$14.4	\$494.7	\$590.2

*\*Amounts awarded above are inclusive of Sole Source Contracts*

**In FY 2022, CCH awarded:**

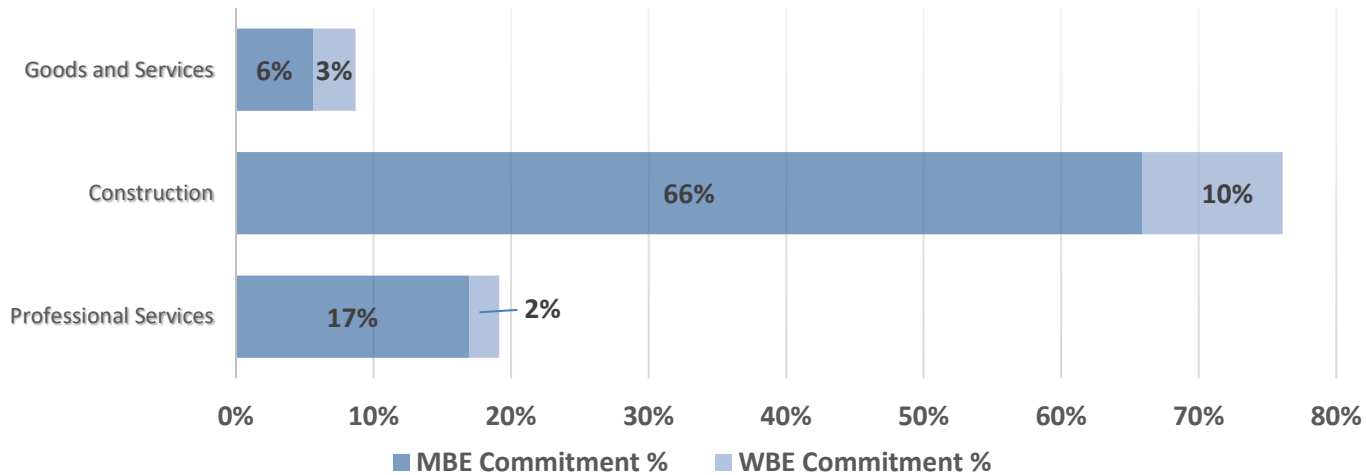
9% M/WBE participation on Goods and Services

76% M/WBE participation on Construction Contracts

19% M/WBE participation on Professional Services Contracts

Overall, M/WBE participation represented **16%** of contracts awarded

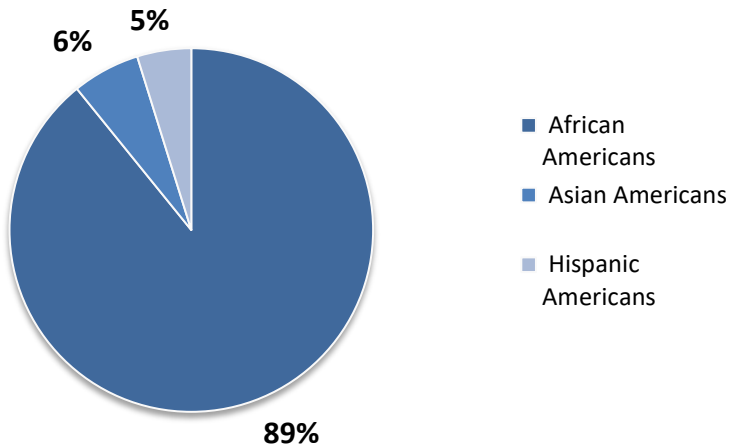
### CCHHS FY2022 COMMITMENTS TO MBE/WBE



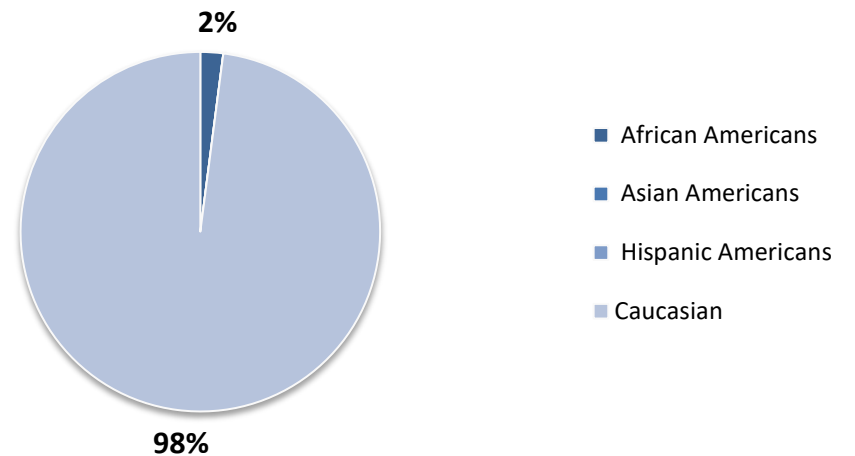
## Cook County Health and Hospitals System (CCH) MBE/WBE FY 2022 Awards (Commitments) by Ethnicity

Contract Type	Minority Business Enterprise (MBE) Dollars				Women Business Enterprise (WBE) Dollars				
	African Americans	Asian Americans	Hispanic Americans	Total MBE	African Americans	Asian Americans	Hispanic Americans	Caucasian	Total WBE
Goods and Services	\$5.4	\$3.9	\$0.01	\$9.4	\$0.3	\$0.0	\$0.0	\$4.9	\$5.1
Construction	\$0.33	\$0.0	\$0.0	\$0.33	\$0.0	\$0.0	\$0.0	\$0.005	\$0.005
Professional Services	\$66.9	\$1.0	\$3.8	\$71.6	\$0.01	\$0.0	\$0.0	\$9.2	\$9.3
<b>Total</b>	<b>\$72.3</b>	<b>\$4.9</b>	<b>\$3.9</b>	<b>\$81.1</b>	<b>\$0.3</b>	<b>\$0.0</b>	<b>\$0.0</b>	<b>\$14.1</b>	<b>\$14.4</b>

**MBE Participation by Ethnicity**

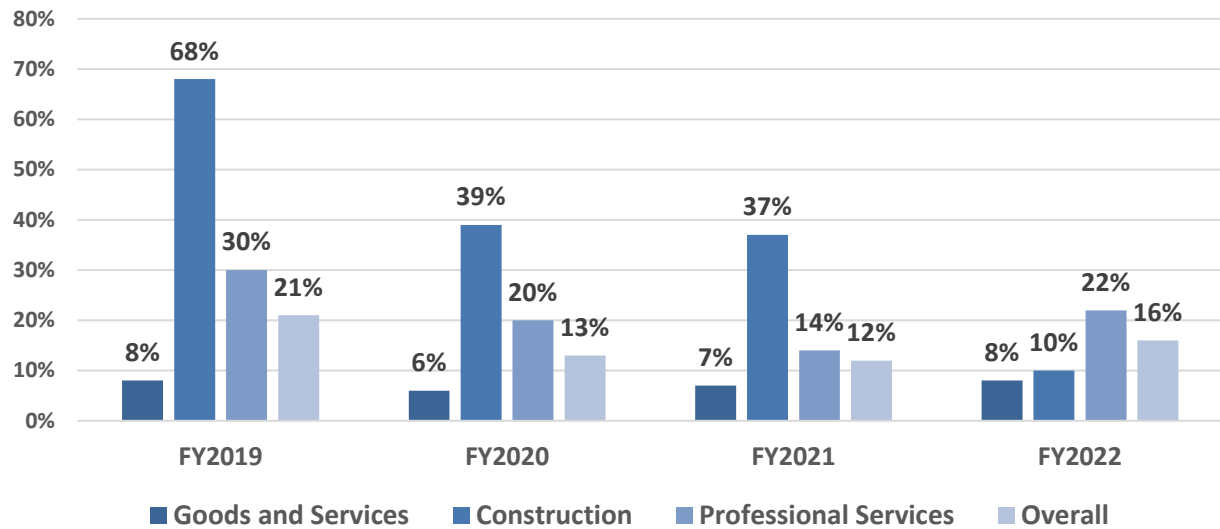


**WBE Participation by Ethnicity**



***Of the \$81.1 million committed to minority-owned businesses Cook County Health and Hospitals System committed \$64.4 million or 80 percent to minority-owned business enterprises of which the remaining 20 percent or 14.4 million committed to women businesses.***

*Cook County Health M/WBE Payments Comparison by Fiscal Year & Contract Category*



The chart above represents the percentage of MBE and WBE participation based on contract payments made over the last four fiscal years. Overall, M/WBE participation represented 16 percent of all contracts payments made in FY2022.

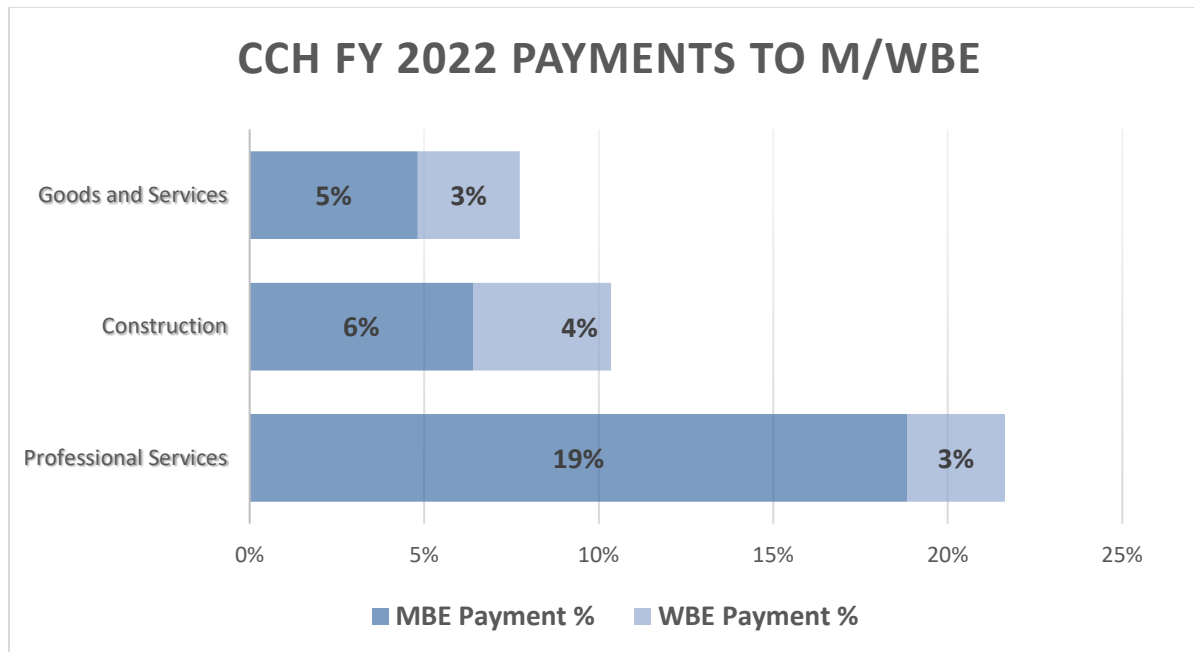
## M/WBE Participation by Contract Payment

*In FY 2022, M/WBE participation represented 16% of contract payments.*

## CCH Contract Payment\* Summary FY2022

	<i>MBE Payment (millions)</i>	<i>WBE Payment (millions)</i>	<i>Non-M/WBE Payments (millions)</i>	<i>Total Payments</i>
<b>Goods and Services</b>	\$12.8	\$7.8	\$245.7	\$266.3
<b>Construction</b>	\$0.1	\$0.1	\$2.1	\$2.3
<b>Professional Services</b>	\$64.5	\$9.6	\$268.2	\$342.3
<b>Total</b>	\$77.5	\$17.4	\$516.1	\$611.0

*\*Participation is based on payments reported by vendors (Primes and Subcontractors). Contract payments made in FY2022 include contracts awarded in previous years as well as a portion of those awarded during FY2022. Amounts include Sole Source Contracts.*



**FY 2022 payments made on CCH contracts represented:**

8% M/WBE participation in Goods and Services

10% M/WBE participation in Construction

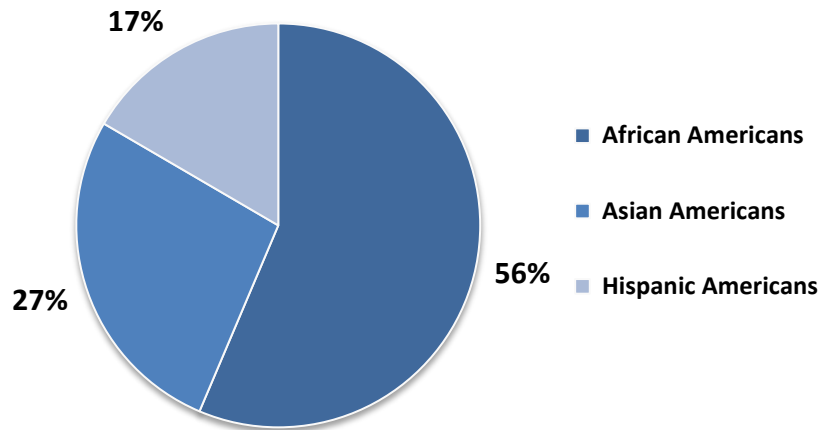
22% M/WBE participation in Professional Services Contracts

Overall, participation of M/WBEs represented 16% of all contract payments

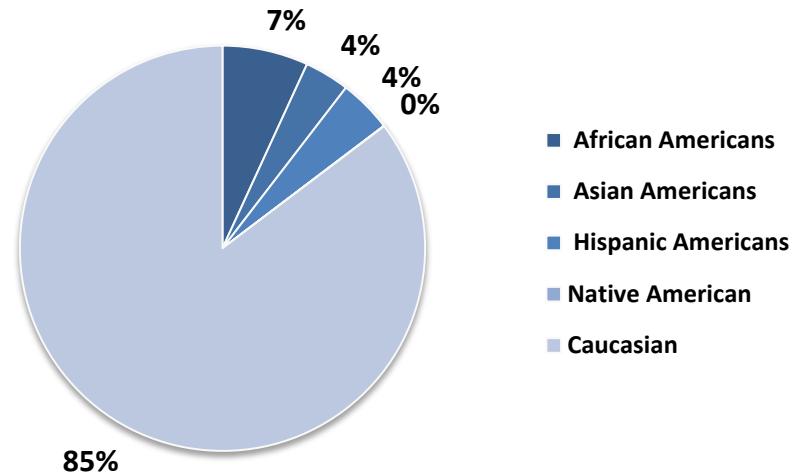
# Cook County Health and Hospitals System (CCHS) MBE/WBE FY 2022 Payments (Actuals)\* by Ethnicity

Contract Type	Minority Business Enterprise (MBE) Dollars (millions)				Women Business Enterprise (WBE) Dollars (millions)					
	African Americans	Asian Americans	Hispanic Americans	Total MBE	African Americans	Asian Americans	Hispanic Americans	Native American	Caucasian	Total WBE
Goods and Services	\$7.9	\$3.2	\$1.8	\$12.8	\$0.2	\$0.05	\$0.0	\$0.0	\$7.5	\$7.8
Construction	\$0.006	\$0.0	\$0.1	\$0.1	\$0.0	\$0.0	\$0.1	\$0.005	\$0.02	\$0.1
Professional Services	\$35.8	\$17.8	\$10.9	\$64.5	\$1.0	\$0.5	\$0.6	\$0	\$7.4	\$9.5
<b>Total</b>	<b>\$43.7</b>	<b>\$20.9</b>	<b>\$12.9</b>	<b>\$77.5</b>	<b>\$1.2</b>	<b>\$0.6</b>	<b>\$0.7</b>	<b>\$0.005</b>	<b>\$14.9</b>	<b>\$17.4</b>

### MBE Participation\* by Ethnicity



### WBE Participation\* by Ethnicity





# 2022 Outreach Activities

The Office of Contract Compliance (“OCC”) participates in various outreach events throughout the year to market the County’s upcoming contracting opportunities and encourage potential vendors to consider learning more about doing business with the County. OCC participated in the following events during FY2022:

## MARCH

CITY OF CHICAGO  
CONSTRUCTION SUMMIT

**ROLE: EXHIBITOR**

## JUNE

CHATHAM BUSINESS  
ASSOCIATION MEETING

**ROLE: SPEAKER**

## AUGUST

CITY OF CHICAGO  
VENDOR FAIR

**ROLE: EXHIBITOR/PANELIST**

## SEPTEMBER

ILLINOIS HISPANIC  
BUSINESS EXPO

**ROLE: EXHIBITOR**

## SEPTEMBER

HOW TO DO BUSINESS  
W/COOK COUNTY  
-COMMISSIONER DEER

**ROLE: HOST/PRESENTER**

## NOVEMBER

MWRD  
VENDOR FAIR

**ROLE: EXHIBITOR**

# Certification Activities

Cook County certifies businesses that are at least 51% owned, operated, and controlled by one or more individuals who are socially and economically disadvantaged as set forth in the provisions of the County Code. The Office of Contract Compliance thoroughly examines and periodically reviews all applications to ensure certification eligibility.

## CERTIFICATION REQUIREMENTS

- 51%+ Owned and Controlled by Socially and Economically Disadvantaged Women/Minorities
- Owners Personal Net Worth capped at \$2 Million + Consumer Price Index (Currently ~\$2.3Million)
- Business cannot exceed US Small Business Administration Size Standards (Based on 5-year average)

### Certified Vendor Pool Ethnicity & Gender Summary

Ethnicity	Gender	Number Firms	Percent of Total
African-American (Black)	Female	93	18.34%
African-American (Black)	Male	97	19.13%
Asian Indian	Female	2	0.39%
Asian Indian	Male	6	1.18%
Asian-Pacific American	Female	24	4.73%
Asian-Pacific American	Male	34	6.71%
Caucasian	Female	137	27.02%
Caucasian	Male	10	1.97%
Hispanic American	Female	33	6.51%
Hispanic American	Male	71	14.00%
<b>Total Firms</b>		<b>507</b>	

*During Fiscal Year 2022, OCC had 507 unique certified firms which is reflected above by race and gender.*



**TONI PRECKWINKLE**  
**PRESIDENT**  
**Cook County Board of Commissioners**

**DONNA MILLER, 6th District**  
**Chairman, Contract Compliance Committee**

**ANTHONY QUEZADA, 8th District**  
**Vice-Chairman, Contract Compliance Committee**

**BRANDON JOHNSON, 1st District**

**DENNIS DEER, 2nd District**

**BILL LOWRY, 3rd District**

**STANLEY MOORE, 4th District**

**MONICA GORDON, 5th District**

**ALMA ANAYA, 7th District**

**MAGGIE TREVOR, 9th District**

**BRIDGET GAINER, 10th District**

**JOHN P. DALEY, 11th District**

**BRIDGET DEGNEN, 12th District**

**JOSINA MORITA, 13th District**

**SCOTT R. BRITTON, 14th District**

**KEVIN B. MORRISON, 15th District**

**FRANK J. AGUILAR, 16th District**

**SEAN M. MORRISON, 17th District**

**Tanya Anthony**  
**Chief Financial Officer**

**Nicole N. Mandeville**  
**Director of Contract Compliance**