




Veterans Assistance Commission of Cook County

Cook County Juvenile Center
1100 S. Hamilton, C-011 (Lower Level)
Chicago, Illinois 60612
(312) 433-6010



FY 2015 YTD DISBURSEMENTS, VETERAN COUNT & ITEMS DISBURSED As of 5/31/15

Abundio "AL" Zaragoza
Superintendent
abundio.zaragoza@cookcountyil.gov



**FY2015
YTD DISBURSEMENTS
As of 5/31/15**

| FY2014 VETERANS ASSISTANCE COMMISSION OF COOK COUNTY DISBURSEMENTS \$\$ | | | | | | | | | | | | | | | |
|---|--------------------|-----------------|--------------------|--------------------|--------------------|-------------|-------------------|------------------------|-----------------|-----------------|-----------------|-----------------|-------------------|--------------------|--------------------|
| Month | Ventra | Gas (Cash) | TOTAL TRANSP COST | Rent | Utilities | Burial | Food Certificates | TOTAL PREMIUM SERVICES | Work Tools | Work Clothing | Payless Shoes | Employment Fees | State I.D. (Cash) | TOTAL WORK RELATED | TOTAL |
| Dec-13 | \$3,322.00 | \$0.00 | \$3,322.00 | \$4,200.00 | \$2,709.07 | \$0.00 | \$1,750 | \$8,659.07 | \$0.00 | \$92.98 | \$108.00 | \$0.00 | \$0.00 | \$200.98 | \$12,182.05 |
| Jan-14 | \$2,502.00 | \$16.00 | \$2,518.00 | \$5,400.00 | \$2,630.70 | \$0.00 | \$950 | \$8,980.70 | \$0.00 | \$0.00 | \$0.00 | \$0.00 | \$0.00 | \$0.00 | \$11,498.70 |
| Feb-14 | \$2,526.00 | \$0.00 | \$2,526.00 | \$7,750.00 | \$3,295.04 | \$0.00 | \$400 | \$11,445.04 | \$0.00 | \$0.00 | \$36.00 | \$0.00 | \$0.00 | \$36.00 | \$14,007.04 |
| Mar-14 | \$3,774.00 | \$56.00 | \$3,830.00 | \$4,695.00 | \$3,495.03 | \$0.00 | \$3,500 | \$11,690.03 | \$121.63 | \$49.99 | \$166.05 | \$105.00 | \$20.00 | \$462.67 | \$15,982.70 |
| Apr-14 | \$3,936.00 | \$12.00 | \$3,948.00 | \$5,200.00 | \$3,316.86 | \$0.00 | \$1,300 | \$9,816.86 | \$0.00 | \$252.91 | \$147.97 | \$107.50 | \$40.00 | \$548.38 | \$14,313.24 |
| May-14 | \$3,692.00 | \$40.00 | \$3,732.00 | \$4,200.00 | \$2,732.37 | \$0.00 | \$2,000 | \$8,932.37 | \$220.73 | \$201.73 | \$107.26 | \$16.00 | \$40.00 | \$585.72 | \$13,250.09 |
| FY2014 | \$19,752.00 | \$124.00 | \$19,876.00 | \$31,445.00 | \$18,179.07 | \$0 | \$9,900 | \$59,524.07 | \$342.36 | \$597.61 | \$565.28 | \$228.50 | \$100.00 | \$1,833.75 | \$81,233.82 |
| TOTALS | 24.3% | 0.2% | 24.5% | 38.7% | 22.4% | 0.0% | 12.2% | 73.3% | 0.4% | 0.7% | 0.7% | 0.3% | 0.1% | 2.3% | 100.0% |

| FY2015 VETERANS ASSISTANCE COMMISSION OF COOK COUNTY DISBURSEMENTS \$\$ | | | | | | | | | | | | | | | |
|---|--------------------|-----------------|--------------------|--------------------|--------------------|-------------------|-------------------|------------------------|---------------|-------------------|-----------------|-----------------|-------------------|--------------------|---------------------|
| Month | Ventra | Gas (Cash) | TOTAL TRANSP COST | Rent | Utilities | Burial | Food Certificates | TOTAL PREMIUM SERVICES | Work Tools | Work Clothing | Payless Shoes | Employment Fees | State I.D. (Cash) | TOTAL WORK RELATED | TOTAL |
| Dec-14 | \$3,257.00 | \$0.00 | \$3,257.00 | \$8,012.00 | \$1,437.97 | \$900.00 | \$3,325 | \$13,674.97 | \$0.00 | \$332.69 | \$219.36 | \$0.00 | \$0.00 | \$552.04 | \$17,484.01 |
| Jan-15 | \$3,420.00 | \$40.00 | \$3,460.00 | \$6,551.15 | \$2,861.42 | \$900.00 | \$3,225 | \$13,537.57 | \$0.00 | \$47.98 | \$36.00 | \$0.00 | \$0.00 | \$83.98 | \$17,081.55 |
| Feb-15 | \$3,320.00 | \$48.00 | \$3,368.00 | \$7,290.00 | \$2,931.28 | \$0.00 | \$2,550 | \$12,771.28 | \$0.00 | \$628.79 | \$248.41 | \$0.00 | \$0.00 | \$877.20 | \$17,016.48 |
| Mar-15 | \$4,207.00 | \$24.00 | \$4,231.00 | \$6,215.00 | \$7,436.59 | \$0.00 | \$3,225 | \$16,876.59 | \$0.00 | \$503.14 | \$138.89 | \$16.00 | \$0.00 | \$658.03 | \$21,765.62 |
| Apr-15 | \$4,674.00 | \$0.00 | \$4,674.00 | \$6,800.00 | \$9,552.26 | \$0.00 | \$3,450 | \$20,102.26 | \$0.00 | \$734.20 | \$173.89 | \$12.00 | \$0.00 | \$920.09 | \$25,396.35 |
| May-15 | \$3,634.00 | \$0.00 | \$3,634.00 | \$400.00 | \$300.00 | \$0.00 | \$2,525.00 | \$3,225.00 | \$0.00 | \$60.00 | \$40.00 | \$0.00 | \$0.00 | \$100.00 | \$6,959.00 |
| FY2015 | \$22,512.00 | \$112.00 | \$22,624.00 | \$35,268.15 | \$24,519.52 | \$1,800.00 | \$18,300 | \$80,187.67 | \$0.00 | \$2,306.80 | \$856.54 | \$28.00 | \$0.00 | \$3,191.34 | \$105,703.01 |
| TOTALS | 21.3% | 0.1% | 21.4% | 33.4% | 23.2% | 1.7% | 17.3% | 75.9% | 0.0% | 2.2% | 0.8% | 0.0% | 0.0% | 3.0% | 100.0% |



**FY2015
YTD VETERAN HEAD COUNT
As of 5/31/15**

| VETERANS ASSISTANCE COMMISSION of COOK COUNTY DISBURSEMENTS TO VETERANS HEAD COUNT | | | | | | | | | | | | | | | | |
|--|------------------|--------------|---------------|------------------|--------------|--------------|--------------------------|--------------------------|------------------------|--------------|--------------|--------------|--------------|-------------------|--------------------|----------------|
| FY2014 | TRANSPORTATION | | | PREMIUM SERVICES | | | | | | WORK RELATED | | | | | | |
| Month | Ventra Bus Cards | Gas (Cash) | Total Transp. | Rent | Utilities | Burial | FOOD CERTIFICATES SINGLE | FOOD CERTIFICATES FAMILY | TOTAL PREMIUM SERVICES | TOOLS | CLOTHING | SHOES | Employment | State I.D. (Cash) | TOTAL WORK RELATED | TOTAL VETS |
| Dec-13 | 104 | 0 | 104 | 7 | 10 | 0 | 11 | 8 | 36 | 0 | 1 | 3 | 0 | 0 | 4 | 144 |
| Jan-14 | 98 | 2 | 100 | 9 | 10 | 0 | 10 | 4 | 33 | 0 | 0 | 0 | 0 | 0 | 0 | 133 |
| Feb-14 | 97 | 0 | 97 | 13 | 11 | 0 | 3 | 2 | 29 | 0 | 0 | 1 | 0 | 0 | 1 | 127 |
| Mar-14 | 135 | 3 | 138 | 8 | 11 | 0 | 25 | 13 | 57 | 1 | 1 | 5 | 2 | 1 | 10 | 205 |
| Apr-14 | 135 | 1 | 136 | 9 | 14 | 0 | 23 | 0 | 46 | 0 | 5 | 4 | 2 | 2 | 13 | 195 |
| May-14 | 129 | 1 | 130 | 7 | 10 | 0 | 12 | 8 | 37 | 1 | 3 | 3 | 1 | 2 | 10 | 177 |
| FY2014 | 698 | 7 | 705 | 53 | 66 | 0 | 84 | 35 | 238 | 2 | 10 | 16 | 5 | 5 | 38 | 981 |
| TOTALS | 71.15% | 0.71% | 71.87% | 5.40% | 6.73% | 0.00% | 8.56% | 3.57% | 24.26% | 0.20% | 1.02% | 1.63% | 0.51% | 0.51% | 3.87% | 100.00% |

| VETERANS ASSISTANCE COMMISSION of COOK COUNTY DISBURSEMENTS TO VETERANS HEAD COUNT | | | | | | | | | | | | | | | | |
|--|------------------|--------------|---------------|------------------|--------------|--------------|--------------------------|--------------------------|------------------------|--------------|--------------|--------------|--------------|-------------------|--------------------|----------------|
| FY2015 | TRANSPORTATION | | | PREMIUM SERVICES | | | | | | WORK RELATED | | | | | | |
| Month | Ventra Bus Cards | Gas (Cash) | Total Transp. | Rent | Utilities | Burial | FOOD CERTIFICATES SINGLE | FOOD CERTIFICATES FAMILY | TOTAL PREMIUM SERVICES | TOOLS | CLOTHING | SHOES | Employment | State I.D. (Cash) | TOTAL WORK RELATED | TOTAL VETS |
| Dec-14 | 115 | 0 | 115 | 14 | 6 | 1 | 24 | 8 | 53 | 0 | 5 | 6 | 0 | 0 | 11 | 179 |
| Jan-15 | 122 | 2 | 124 | 11 | 10 | 1 | 13 | 9 | 44 | 0 | 1 | 1 | 0 | 0 | 2 | 170 |
| Feb-15 | 107 | 2 | 109 | 13 | 11 | 0 | 8 | 8 | 40 | 0 | 7 | 7 | 0 | 0 | 14 | 163 |
| Mar-15 | 130 | 1 | 131 | 11 | 29 | 0 | 22 | 9 | 71 | 0 | 5 | 4 | 1 | 0 | 10 | 212 |
| Apr-15 | 150 | 0 | 150 | 12 | 35 | 0 | 21 | 9 | 77 | 0 | 5 | 5 | 1 | 0 | 11 | 238 |
| May-15 | 110 | 0 | 110 | 1 | 1 | 0 | 13 | 7 | 22 | 0 | 1 | 1 | 0 | 0 | 2 | 134 |
| FY2015 | 734 | 5 | 739 | 62 | 92 | 2 | 101 | 50 | 307 | 0 | 24 | 24 | 2 | 0 | 50 | 1,096 |
| TOTALS | 66.97% | 0.46% | 67.43% | 5.66% | 8.39% | 0.18% | 9.22% | 4.56% | 28.01% | 0.00% | 2.19% | 2.19% | 0.18% | 0.00% | 4.56% | 100.00% |

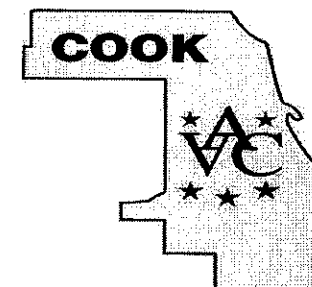


**FY2015
YTD ITEMS DISBURSED
As of 5/31/15**

| VETERANS ASSISTANCE COMMISSION OF COOK COUNTY ITEMS DISBURSED COUNT | | | | | | | | | | | | | | | | | |
|---|---------------|--------------|-------------|--------------------|-------------|--------------|-------------|-------------|-------------------|------------------------|-------------|---------------|---------------|-------------|-------------------|--------------------|---------------|
| FY2014 | Month | Ventra | Gas (Cash) | TOTAL TRANSP COUNT | Rent | Move in Exp. | Utilities | Burial | Food Certificates | TOTAL PREMIUM SERVICES | Work Tools | Work Clothing | Payless Shoes | Employment | State I.D. (Cash) | TOTAL WORK RELATED | TOTAL |
| | Dec-13 | 1,087 | 0 | 1,087 | 7 | 0 | 10 | 0 | 70 | 87 | 0 | 1 | 3 | 0 | 0 | 4 | 1,178 |
| | Jan-14 | 812 | 2 | 814 | 9 | 0 | 10 | 0 | 38 | 57 | 0 | 0 | 0 | 0 | 0 | 0 | 871 |
| | Feb-14 | 815 | 0 | 815 | 13 | 0 | 11 | 0 | 16 | 40 | 0 | 0 | 1 | 0 | 0 | 1 | 856 |
| | Mar-14 | 1,212 | 3 | 1,215 | 8 | 0 | 11 | 0 | 140 | 159 | 1 | 1 | 5 | 2 | 1 | 10 | 1,384 |
| | Apr-14 | 1,246 | 1 | 1,247 | 9 | 0 | 14 | 0 | 52 | 75 | 0 | 5 | 4 | 2 | 2 | 13 | 1,335 |
| | May-14 | 1,202 | 1 | 1,203 | 7 | 0 | 10 | 0 | 80 | 97 | 1 | 3 | 3 | 1 | 2 | 10 | 1,310 |
| | FY2014 | 6,374 | 7 | 6,381 | 53 | 0 | 66 | 0 | 396 | 515 | 2 | 10 | 16 | 5 | 5 | 38 | 6,934 |
| | TOTALS | 91.9% | 0.1% | 92.0% | 0.8% | 0.0% | 1.0% | 0.0% | 5.7% | 7.4% | 0.0% | 0.1% | 0.2% | 0.1% | 0.1% | 0.5% | 100.0% |

| VETERANS ASSISTANCE COMMISSION OF COOK COUNTY ITEMS DISBURSED COUNT | | | | | | | | | | | | | | | | | |
|---|---------------|--------------|-------------|--------------------|-------------|--------------|-------------|-------------|-------------------|------------------------|-------------|---------------|---------------|-------------|-------------------|--------------------|---------------|
| FY2015 | Month | Ventra | Gas (Cash) | TOTAL TRANSP COUNT | Rent | Move in Exp. | Utilities | Burial | Food Certificates | TOTAL PREMIUM SERVICES | Work Tools | Work Clothing | Payless Shoes | Employment | State I.D. (Cash) | TOTAL WORK RELATED | TOTAL |
| | Dec-14 | 1,053 | 0 | 1,053 | 14 | 0 | 6 | 1 | 133 | 154 | 0 | 5 | 6 | 0 | 0 | 11 | 1,218 |
| | Jan-15 | 1,104 | 2 | 1,106 | 11 | 0 | 10 | 1 | 129 | 151 | 0 | 1 | 1 | 0 | 0 | 2 | 1,259 |
| | Feb-15 | 1,085 | 2 | 1,087 | 13 | 0 | 11 | 0 | 102 | 126 | 0 | 7 | 7 | 0 | 0 | 14 | 1,227 |
| | Mar-15 | 1,356 | 1 | 1,357 | 11 | 0 | 29 | 0 | 129 | 169 | 0 | 5 | 4 | 1 | 0 | 10 | 1,536 |
| | Apr-15 | 1,504 | 0 | 1,504 | 12 | 0 | 35 | 0 | 138 | 185 | 0 | 5 | 5 | 1 | 0 | 11 | 1,700 |
| | May-15 | 1,160 | 0 | 1,160 | 1 | 0 | 1 | 0 | 101 | 103 | 0 | 1 | 1 | 0 | 0 | 2 | 1,265 |
| | FY2015 | 7,262 | 5 | 7,267 | 62 | 0 | 92 | 2 | 732 | 888 | 0 | 24 | 24 | 2 | 0 | 50 | 8,205 |
| | TOTALS | 88.5% | 0.1% | 88.6% | 0.8% | 0.0% | 1.1% | 0.0% | 8.9% | 10.8% | 0.0% | 0.3% | 0.3% | 0.0% | 0.0% | 0.6% | 100.0% |






Veterans Assistance Commission of Cook County

Cook County Juvenile Center
1100 S. Hamilton, C-011 (Lower Level)
Chicago, Illinois 60612
(312) 433-6010

FY 2015 YTD OPERATING EXPENSES As of 5/31/15

Abundio "AL" Zaragoza
Superintendent
abundio.zaragoza@cookcountyil.gov



FY2015 YTD As of 5/31/15 OPERATING ACCOUNT

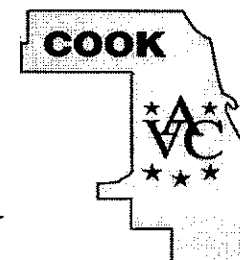
FY 2014 EXPENSES (BANK ACCT)

| MONTH | Gas Bill | Electric Bill | Water Bill | TOTAL UTILITIES | Rent | Mortgage | Burial | Warehouse Direct | Hinckley Springs | Advance Uniform Co. | Tools | Payless Shoes | Employment Fees | Payroll | CASH disburse minor/Ind egent | Payroll Processing Fees | Ventra Passes | Food Certificates | Deluxe Checks, Inc. | Training & other Travel | Other Office Supplies | Computer Software | TOTAL EXPENSES |
|---------------|-------------------|-------------------|-------------------|--------------------|-----------------|----------------|---------------|-------------------|------------------|---------------------|-----------------|-----------------|-----------------|--------------------|-------------------------------|-------------------------|-----------------|-------------------|---------------------|-------------------------|-----------------------|-------------------|---------------------|
| Dec-13 | 1,045.14 | 597.09 | 900.00 | 2,542.23 | 3,600 | 600 | 0 | 1,298.94 | 0.00 | 0.00 | 0.00 | 0.00 | 0.00 | 4,572.50 | 0.00 | 0.00 | 1,200 | 0 | 7,200.13 | 0.00 | 0.00 | 0 | \$23,130.63 |
| Jan-14 | 857.06 | 1,183.22 | 236.32 | 2,276.60 | 4,200 | 1,200 | 0 | 0.00 | 111.30 | 330.86 | 0.00 | 137.11 | 0.00 | 7,120.80 | 0.00 | 0.00 | 0 | 0 | 0.00 | 940.80 | 533.28 | 0 | \$16,850.75 |
| Feb-14 | 1,200.00 | 1,795.84 | 820.94 | 3,816.78 | 7,665 | 0 | 0 | 0.00 | 48.25 | 0.00 | 0.00 | 108.00 | 0.00 | 5,938.25 | 0.00 | 0.00 | 9,000 | 8,000 | 0.00 | 0.00 | 0.00 | 0 | \$34,576.28 |
| Mar-14 | 1,789.86 | 1,200.00 | 0.00 | 2,989.86 | 2,955 | 0 | 0 | 0.00 | 11.25 | 88.96 | 121.63 | 72.00 | 105.00 | 4,893.50 | 0.00 | 0.00 | 1,200 | 0 | 0.00 | 0.00 | 11.56 | 798 | \$13,246.76 |
| Apr-14 | 1,800.00 | 1,464.76 | 352.10 | 3,616.86 | 4,600 | 0 | 0 | 0.00 | 0.00 | 185.94 | 0.00 | 107.56 | 107.50 | 6,486.25 | 0.00 | 0.00 | 0 | 0 | 0.00 | 160.00 | 0.00 | 0 | \$15,264.11 |
| May-14 | 1,453.80 | 1,278.57 | 0.00 | 2,732.37 | 4,200 | 0 | 0 | 1,341.97 | 103.90 | 109.96 | 220.73 | 0.00 | 16.00 | 3,755.25 | 0.00 | 0.00 | 13,200 | 8,000 | 0.00 | 0.00 | 0.00 | 0 | \$34,662.45 |
| FY2014 | \$8,145.86 | \$7,519.48 | \$2,309.36 | \$17,974.70 | \$27,220 | \$1,800 | \$0.00 | \$2,640.91 | \$274.70 | \$715.72 | \$342.36 | \$424.67 | \$228.50 | \$32,766.55 | \$0.00 | \$0.00 | \$24,800 | \$18,000 | \$7,200.13 | \$1,100.80 | \$544.84 | \$798 | \$137,730.98 |
| | 5.9% | 5.5% | 1.7% | 13.1% | 19.8% | 1.3% | 0.0% | 1.9% | 0.2% | 0.5% | 0.2% | 0.3% | 0.2% | 23.8% | 0.0% | 0.0% | 17.9% | 11.6% | 5.2% | 0.8% | 0.4% | 0.6% | 100.0% |

FY 2015 EXPENSES YTD (BANK ACCT)

| MONTH | Gas Bill | Electric Bill | Water Bill | TOTAL UTILITIES | Rent | Mortgage | Burial | Warehouse Direct | Hinckley Springs | Advance Uniform Co. | Tools | Payless Shoes | Employment Fees | Payroll | CASH disburse minor/Ind egent | Payroll Processing Fees | Ventra Passes | Food Certificates | Deluxe Checks, Inc. | Training & other Travel | Other Office Supplies | IT, Computer Software | TOTAL EXPENSES |
|---------------|--------------------|--------------------|-------------------|--------------------|---------------|----------------|--------------|-------------------|------------------|---------------------|---------------|-------------------|-----------------|---------------------|-------------------------------|-------------------------|-----------------|-------------------|---------------------|-------------------------|-----------------------|-----------------------|---------------------|
| Dec-14 | 266.91 | 1,171.06 | 0.00 | 1,437.97 | 5,687 | 0 | 900 | 0.00 | 24.30 | 485.45 | 0.00 | 247.33 | 0.00 | 20,718.45 | 0.00 | 487.17 | 0 | 0 | 0.00 | 1,090.00 | 0.00 | 0 | \$31,077.67 |
| Jan-15 | 600.00 | 1,180.30 | 0.00 | 1,780.30 | 9,426 | 0 | 900 | 0.00 | 0.00 | 88.96 | 0.00 | 179.19 | 0.00 | 20,551.06 | 200.00 | 405.32 | 0 | 10,000 | 0.00 | 784.00 | 0.00 | 0 | \$44,314.98 |
| Feb-15 | 1,568.37 | 1,962.91 | 481.12 | 4,012.40 | 6,090 | 600 | 0 | 0.00 | 24.52 | 291.92 | 0.00 | 107.96 | 0.00 | 15,461.73 | 0.00 | 278.72 | 0 | 0 | 0.00 | 0.00 | 230.86 | 0 | \$27,098.11 |
| Mar-15 | 3,748.93 | 2,317.60 | 1,370.06 | 7,436.59 | 6,215 | 0 | 0 | 3,218.88 | 38.84 | 692.05 | 0.00 | 212.64 | 16.00 | 15,764.82 | 400.00 | 487.97 | 0 | 0 | 0.00 | 160.00 | 145.00 | 3,000 | \$38,255.79 |
| Apr-15 | 4,576.73 | 4,034.04 | 941.59 | 9,552.36 | 6,200 | 1,200 | 0 | 0.00 | 61.04 | 628.23 | 0.00 | 174.66 | 12.00 | 15,331.88 | 0.00 | 487.97 | 17,400 | 10,000 | 244.37 | 309.12 | 0.00 | 0 | \$61,601.63 |
| May-15 | 300.00 | 0.00 | 0.00 | 300.00 | 400 | 0 | 0 | 0.00 | 55.65 | 253.93 | 0.00 | 173.89 | 0.00 | 15,438.31 | 200.00 | 627.33 | 0 | 0 | 0.00 | 0.00 | 0.00 | 0 | \$17,449.11 |
| FY2015 | \$11,060.94 | \$10,665.91 | \$2,792.77 | \$24,519.62 | 34,018 | \$1,800 | 1,800 | \$3,218.88 | \$204.35 | \$2,440.54 | \$0.00 | \$1,095.67 | \$28.00 | \$103,266.25 | \$800.00 | \$2,774.48 | \$17,400 | \$20,000 | \$244.37 | \$2,343.12 | \$375.86 | \$3,000.00 | \$219,797.29 |
| | 5.0% | 4.9% | 1.3% | 11.2% | 15.5% | 0.8% | 0.8% | 1.5% | 0.1% | 1.1% | 0.0% | 0.5% | 0.0% | 47.0% | 0.4% | 1.3% | 7.9% | 9.1% | 0.1% | 1.1% | 0.2% | 1.4% | 100.0% |

VETERANS ASSISTANCE COMMISSION of COOK COUNTY

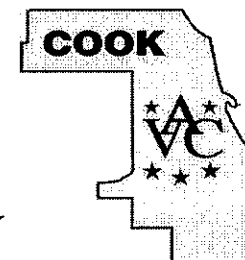


6/4/2015

FY2015 YTD As of 5/31/15 OPERATING ACCOUNT

| | | | | |
|------------------------------|---------------------|---------------|-----------------|-------------------|
| 1ST QTR EXPENSES | \$102,490.76 | FY2015 | Beg Bal. | 26,834.31 |
| 2ND QTR EXPENSES | \$117,306.53 | | + Deps. | 288,538.50 |
| 3RD QTR EXPENSES | \$0.00 | | Sub Tot. | 315,372.81 |
| 4TH QTR EXPENSES | \$0.00 | | Adjust. | \$1,900.00 |
| FY2015 TOTAL YTD EXP. | \$219,797.29 | | - Cks. | 219,797.29 |
| | | | End Bal. | 97,475.52 |

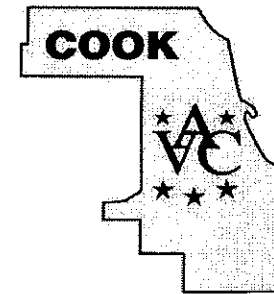
| | |
|--|---------------------|
| FY2015 FUNDING (3Q x \$79,935.28) | \$239,805.84 |
| FY2014 Budget Bal. Holdback release | \$10,333.00 |
| A. ZARAGOZA PAYROLL DEPOSITS (14 Pay Periods @ \$2,685.69) | \$37,599.66 |
| PLUS Issued Check Refunds | 800.00 |
| TOTAL DEPOSITS | \$288,538.50 |







Veterans Assistance Commission of Cook County

Cook County Juvenile Center
1100 S. Hamilton, C-011 (Lower Level)
Chicago, Illinois 60612
(312) 433-6010



FY 2015 2ND QTR Activity Report

Abundio Zaragoza
Superintendent
abundio.zaragoza@cookcountyil.gov



FY2015 2ND QTR ACTIVITY COUNTS

| FY2015 VETERANS ASSISTANCE COMMISSION 2ND QTR DISBURSEMENTS | | | | | | | | | | | | | | | |
|---|-----------------|-----------------|---------------|----------------|-------------------|-------------------|-------------------|------------|------------|---------------|-------------|-------------------|-----------------|----------------|--------------------|
| Month | Carfare | Rent | Move in Exp. | Food | ComEd | Water | Gas | Burial | State ID | Tools | Emergency | Uniform | Shoes | Employment | Totals |
| MARCH | \$4,207 | \$6,215 | \$0 | \$3,225 | \$2,317.60 | \$1,370.06 | \$3,748.93 | \$0 | \$0 | \$0 | \$24 | \$503.14 | \$138.89 | \$16.00 | \$21,765.62 |
| APRIL | \$4,674 | \$6,800 | \$0 | \$3,450 | \$4,034.04 | \$941.49 | \$4,576.73 | \$0 | \$0 | \$0 | \$0 | \$734.20 | \$173.89 | \$12.00 | \$25,396.35 |
| MAY | \$3,634 | \$400 | \$0 | \$2,525 | \$0.00 | \$0.00 | \$300.00 | \$0 | \$0 | \$0 | \$0 | \$60.00 | \$40.00 | \$0.00 | \$6,959.00 |
| 2Q TOTAL | \$12,515 | \$13,415 | \$0.00 | \$9,200 | \$6,351.64 | \$2,311.55 | \$8,625.66 | \$0 | \$0 | \$0.00 | \$24 | \$1,297.34 | \$352.78 | \$28.00 | \$54,120.97 |

| FY2015 VETERANS ASSISTANCE COMMISSION 2ND QTR DISBURSEMENTS (Head Count) | | | | | | | | | | | | | | | |
|--|------------|-----------|--------------|-----------|-----------|----------|-----------|----------|----------|----------|-----------|-----------|-----------|------------|------------|
| Month | Carfare | Rent | Move in Exp. | Food | ComEd | Water | Gas | Burial | State ID | Tools | Emergency | Uniform | Shoes | Employment | Totals |
| MARCH | 130 | 11 | 0 | 31 | 10 | 5 | 14 | 0 | 0 | 0 | 1 | 5 | 4 | 1 | 212 |
| APRIL | 150 | 12 | 0 | 30 | 14 | 4 | 17 | 0 | 0 | 0 | 0 | 5 | 5 | 1 | 238 |
| MAY | 110 | 1 | 0 | 20 | 0 | 0 | 1 | 0 | 0 | 0 | 0 | 1 | 1 | 0 | 134 |
| 2Q TOTAL | 390 | 24 | 0 | 81 | 24 | 9 | 32 | 0 | 0 | 0 | 1 | 11 | 10 | 2 | 584 |

| FY2015 VETERANS ASSISTANCE COMMISSION 2ND QTR ACTIVITY COUNTS | | | | | | | | | | | | | | | | | | | | |
|---|-------------|------------|--------------|------------|------------|------------|------------|------------|-------------------|----------|-----------|-----------|------------|------------|--------------|----------|------------|------------|------------|-----------|
| Month | Calls | Visitors | Move in Exp. | Referral | Carfare | Rent | Utilities | Food | Amvets Code (Job) | Tools | Clothing | Shoes | Interview | DD214 | Certificates | Burial | V.A. Claim | CWT/School | New Vets | Women |
| MARCH | 511 | 256 | 0 | 334 | 126 | 60 | 46 | 24 | 9 | 0 | 5 | 4 | 55 | 47 | 18 | 2 | 8 | 10 | 68 | 21 |
| APRIL | 469 | 342 | 0 | 263 | 186 | 76 | 69 | 55 | 0 | 0 | 5 | 5 | 50 | 41 | 35 | 5 | 9 | 23 | 64 | 32 |
| MAY | 295 | 198 | 0 | 218 | 121 | 29 | 33 | 22 | 0 | 0 | 1 | 1 | 28 | 19 | 17 | 2 | 9 | 8 | 41 | 14 |
| 2Q TOTAL | 1275 | 796 | 0 | 815 | 433 | 165 | 148 | 101 | 9 | 0 | 11 | 10 | 133 | 107 | 70 | 9 | 26 | 41 | 173 | 67 |

MARCH 2015 VETERANS ASSISTANCE COMMISSION (VAC) DAILY DISBURSEMENTS

| Date | Carfare | Rent | Food | ComEd | Water | Gas | Burial | State ID | Tools | Employ. | Emergency | Uniform | Shoes | Totals |
|--------------|------------------------------|----------------|----------------|-------------------|----------------|-------------------|------------|------------|------------|-------------|-------------|-----------------|-----------------|--------------------|
| 3/2/15 | CASIMIR PULASKI DAY OBSERVED | | | | | | | | | | | | | \$0.00 |
| 3/3/15 | \$184 | \$0 | \$225 | \$0 | \$0 | \$0 | \$0 | \$0 | \$0 | \$0 | \$0 | \$0 | \$0 | \$409.00 |
| 3/4/15 | \$176 | \$0 | \$150 | \$0 | \$0 | \$300 | \$0 | \$0 | \$0 | \$0 | \$0 | \$0 | \$0 | \$626.00 |
| 3/5/15 | \$440 | \$0 | \$75 | \$397.91 | \$0 | \$62.93 | \$0 | \$0 | \$0 | \$16 | \$0 | \$0.00 | \$0 | \$991.84 |
| 3/6/15 | \$250 | \$0 | \$375 | \$0 | \$600 | \$0 | \$0 | \$0 | \$0 | \$0 | \$0 | \$0.00 | \$0 | \$1,225.00 |
| 3/9/15 | \$174 | \$1,200 | \$75 | \$0 | \$0 | \$0 | \$0 | \$0 | \$0 | \$0 | \$0 | \$173.27 | \$36 | \$1,658.27 |
| 3/10/15 | \$68 | \$0 | \$0 | \$300 | \$0 | \$0 | \$0 | \$0 | \$0 | \$0 | \$0 | \$0.00 | \$0 | \$368.00 |
| 3/11/15 | \$36 | \$0 | \$0 | \$300 | \$0 | \$0 | \$0 | \$0 | \$0 | \$0 | \$0 | \$0 | \$0 | \$336.00 |
| 3/12/15 | \$362 | \$0 | \$150 | \$0 | \$0 | \$0 | \$0 | \$0 | \$0 | \$0 | \$0 | \$93.96 | \$30.90 | \$636.86 |
| 3/13/15 | \$278 | \$450 | \$225 | \$0 | \$0 | \$0 | \$0 | \$0 | \$0 | \$0 | \$0 | \$87.95 | \$71.99 | \$1,112.94 |
| 3/16/15 | \$302 | \$0 | \$150 | \$0 | \$300 | \$0 | \$0 | \$0 | \$0 | \$0 | \$0 | \$0 | \$0 | \$752.00 |
| 3/17/15 | \$176 | \$0 | \$0 | \$0 | \$0 | \$0 | \$0 | \$0 | \$0 | \$0 | \$0 | \$0 | \$0 | \$176.00 |
| 3/18/15 | \$266 | \$0 | \$150 | \$366 | \$189.25 | \$986 | \$0 | \$0 | \$0 | \$0 | \$0 | \$147.96 | \$0 | \$2,105.21 |
| 3/19/15 | \$252 | \$0 | \$375 | \$269.69 | \$0.00 | \$300 | \$0 | \$0 | \$0 | \$0 | \$0 | \$0 | \$0 | \$1,196.69 |
| 3/20/15 | \$54 | \$420 | \$150 | \$0 | \$280.81 | \$300 | \$0 | \$0 | \$0 | \$0 | \$0 | \$0 | \$0 | \$1,204.81 |
| 3/23/15 | \$114 | \$0 | \$300 | \$0.00 | \$0 | \$0 | \$0 | \$0 | \$0 | \$0 | \$0 | \$0 | \$0 | \$414.00 |
| 3/24/15 | \$308 | \$600 | \$150 | \$84 | \$0 | \$300 | \$0 | \$0 | \$0 | \$0 | \$0 | \$0 | \$0 | \$1,442.00 |
| 3/25/15 | \$186 | \$2,400 | \$75 | \$0 | \$0 | \$300 | \$0 | \$0 | \$0 | \$0 | \$0 | \$0 | \$0 | \$2,961.00 |
| 3/26/15 | \$216 | \$545 | \$75 | \$300 | \$0 | \$0 | \$0 | \$0 | \$0 | \$0 | \$0 | \$0 | \$0 | \$1,136.00 |
| 3/27/15 | \$60 | \$0 | \$75 | \$0 | \$0 | \$300 | \$0 | \$0 | \$0 | \$0 | \$0 | \$0 | \$0 | \$435.00 |
| 3/30/15 | \$173 | \$600 | \$300 | \$300 | \$0 | \$900 | \$0 | \$0 | \$0 | \$0 | \$24 | \$0 | \$0 | \$2,297.00 |
| 3/31/15 | \$132 | \$0 | \$150 | \$0 | \$0 | \$0 | \$0 | \$0 | \$0 | \$0 | \$0 | \$0 | \$0 | \$282.00 |
| | | | | | | | | | | | | | | \$0.00 |
| TOTAL | \$4,207 | \$6,215 | \$3,225 | \$2,317.60 | \$1,370 | \$3,748.93 | \$0 | \$0 | \$0 | \$16 | \$24 | \$503.14 | \$138.89 | \$21,765.62 |
| | Carfare | Rent | Food | ComEd | Water | Gas | Burial | State ID | Tools | Employ. | Emergency | Uniform | Shoes | Totals |

**MARCH 2015
ACTIVITY COUNT**

| MARCH 2015 VETERANS ASSISTANCE COMMISSION DAILY ACTIVITY COUNT | | | | | | | | | | | | | | | | | | | | |
|--|------------------------------|------------|------------|------------|-----------|-----------|-----------|------------|-----------------------|-----------|----------|----------|----------|----------|------------|---------------|--|------------|-----------|-----------|
| Date | Calls | Visitors | Referral | Carfare | Rent | Utilities | Food | State I.D. | Employment Assistance | | | | | Burial | V.A. Claim | Request DD214 | Request Other Documents (Birth, Marriage, Death) | CWT/School | New Vets | Women |
| | | | | | | | | | Amvets Code (Job) | Interview | Tools | Clothing | Shoes | | | | | | | |
| 3/2/15 | CASIMIR PULASKI DAY OBSERVED | | | | | | | | | | | | | | | | | | | |
| 3/3/15 | 20 | 9 | 7 | 5 | 1 | 2 | 2 | 0 | 0 | 0 | 0 | 0 | 0 | 0 | 2 | 2 | 1 | 0 | 3 | 1 |
| 3/4/15 | 25 | 14 | 12 | 8 | 2 | 3 | 2 | 0 | 0 | 0 | 0 | 0 | 0 | 0 | 0 | 0 | 2 | 1 | 5 | 2 |
| 3/5/15 | 21 | 13 | 19 | 10 | 1 | 2 | 0 | 0 | 4 | 5 | 0 | 0 | 0 | 0 | 1 | 0 | 1 | 1 | 3 | 1 |
| 3/6/15 | 43 | 19 | 24 | 7 | 3 | 4 | 2 | 0 | 1 | 4 | 0 | 0 | 0 | 1 | 1 | 0 | 1 | 1 | 3 | 2 |
| 3/9/15 | 15 | 14 | 14 | 6 | 6 | 2 | 1 | 0 | 1 | 4 | 0 | 1 | 1 | 0 | 0 | 8 | 0 | 2 | 5 | 1 |
| 3/10/15 | 25 | 8 | 9 | 3 | 1 | 2 | 1 | 0 | 0 | 0 | 0 | 0 | 0 | 0 | 0 | 0 | 0 | 0 | 5 | 0 |
| 3/11/15 | 21 | 3 | 19 | 1 | 0 | 1 | 0 | 0 | 0 | 0 | 0 | 0 | 0 | 0 | 0 | 0 | 0 | 0 | 1 | 1 |
| 3/12/15 | 32 | 17 | 23 | 13 | 5 | 2 | 1 | 0 | 0 | 8 | 0 | 1 | 1 | 0 | 1 | 0 | 1 | 0 | 6 | 1 |
| 3/13/15 | 47 | 12 | 17 | 5 | 3 | 1 | 3 | 0 | 0 | 9 | 0 | 2 | 2 | 0 | 0 | 9 | 1 | 0 | 4 | 2 |
| 3/16/15 | 17 | 14 | 27 | 10 | 3 | 1 | 2 | 0 | 1 | 4 | 0 | 0 | 0 | 0 | 0 | 0 | 1 | 1 | 3 | 1 |
| 3/17/15 | 22 | 8 | 16 | 5 | 2 | 2 | 0 | 0 | 0 | 3 | 0 | 0 | 0 | 0 | 0 | 3 | 1 | 1 | 2 | 0 |
| 3/18/15 | 28 | 20 | 29 | 9 | 5 | 5 | 1 | 0 | 0 | 2 | 0 | 1 | 0 | 0 | 0 | 3 | 3 | 0 | 5 | 1 |
| 3/19/15 | 18 | 12 | 14 | 6 | 5 | 2 | 1 | 0 | 1 | 2 | 0 | 0 | 0 | 1 | 1 | 4 | 3 | 1 | 3 | 1 |
| 3/20/15 | 14 | 8 | 10 | 2 | 2 | 2 | 0 | 0 | 0 | 1 | 0 | 0 | 0 | 0 | 1 | 3 | 1 | 0 | 1 | 2 |
| 3/23/15 | 26 | 10 | 14 | 5 | 3 | 2 | 1 | 0 | 0 | 2 | 0 | 0 | 0 | 0 | 1 | 0 | 1 | 0 | 2 | 0 |
| 3/24/15 | 28 | 18 | 16 | 5 | 7 | 4 | 3 | 0 | 0 | 3 | 0 | 0 | 0 | 0 | 0 | 6 | 0 | 1 | 4 | 1 |
| 3/25/15 | 27 | 18 | 15 | 6 | 4 | 2 | 1 | 0 | 0 | 1 | 0 | 0 | 0 | 0 | 0 | 2 | 1 | 1 | 3 | 2 |
| 3/26/15 | 20 | 11 | 13 | 7 | 1 | 2 | 0 | 0 | 0 | 1 | 0 | 0 | 0 | 0 | 0 | 0 | 0 | 0 | 4 | 0 |
| 3/27/15 | 13 | 4 | 5 | 1 | 0 | 1 | 1 | 0 | 0 | 1 | 0 | 0 | 0 | 0 | 0 | 0 | 0 | 0 | 1 | 0 |
| 3/30/15 | 25 | 12 | 17 | 6 | 3 | 2 | 1 | 0 | 1 | 3 | 0 | 0 | 0 | 0 | 0 | 5 | 0 | 0 | 3 | 1 |
| 3/31/15 | 24 | 12 | 14 | 6 | 3 | 2 | 1 | 0 | 0 | 2 | 0 | 0 | 0 | 0 | 0 | 2 | 0 | 0 | 2 | 1 |
| TOTAL | 511 | 256 | 334 | 126 | 60 | 46 | 24 | 0 | 9 | 55 | 0 | 5 | 4 | 2 | 8 | 47 | 18 | 10 | 68 | 21 |

APRIL 2015 VETERANS ASSISTANCE COMMISSION (VAC) DAILY DISBURSEMENTS

| Date | Carfare | Rent | Move in Exp. | Food | ComEd | Water | Gas | Burial | State ID | Tools | Employ. | Emergency | Uniform | Shoes | Totals |
|--------------|----------------|----------------|---------------|----------------|-------------------|-----------------|-------------------|------------|------------|------------|----------------|------------|-----------------|-----------------|--------------------|
| 4/1/15 | \$116 | \$0 | \$0 | \$0 | \$499.34 | \$300 | \$300 | \$0 | \$0 | \$0 | \$0 | \$0 | \$0 | \$0 | \$1,215.34 |
| 4/2/15 | \$100 | \$1,200 | \$0 | \$75 | \$0 | \$300 | \$900 | \$0 | \$0 | \$0 | \$0 | \$0 | \$0 | \$0 | \$2,575.00 |
| 4/3/15 | \$168 | \$0 | \$0 | \$75 | \$0 | \$0 | \$474.69 | \$0 | \$0 | \$0 | \$0 | \$0 | \$0 | \$0 | \$717.69 |
| 4/6/15 | \$402 | \$600 | \$0 | \$0 | \$0 | \$0 | \$0 | \$0 | \$0 | \$0 | \$12 | \$0 | \$157.16 | \$36 | \$1,207.16 |
| 4/7/15 | \$182 | \$450 | \$0 | \$0 | \$300 | \$196.07 | \$600 | \$0 | \$0 | \$0 | \$0 | \$0 | \$180.15 | \$0 | \$1,908.22 |
| 4/8/15 | \$108 | \$600 | \$0 | \$675 | \$834.70 | \$145.42 | \$534.20 | \$0 | \$0 | \$0 | \$0 | \$0 | \$142.96 | \$71.99 | \$3,112.27 |
| 4/9/15 | \$126 | \$400 | \$0 | \$75 | \$300 | \$0 | \$300 | \$0 | \$0 | \$0 | \$0 | \$0 | \$0 | \$0 | \$1,201.00 |
| 4/10/15 | \$398 | \$0 | \$0 | \$225 | \$300 | \$0 | \$600 | \$0 | \$0 | \$0 | \$0 | \$0 | \$0 | \$0 | \$1,523.00 |
| 4/13/15 | \$272 | \$600 | \$0 | \$225 | \$0 | \$0 | \$0 | \$0 | \$0 | \$0 | \$0 | \$0 | \$0 | \$0 | \$1,097.00 |
| 4/14/15 | \$264 | \$0 | \$0 | \$75 | \$0 | \$0 | \$0 | \$0 | \$0 | \$0 | \$0 | \$0 | \$0 | \$0 | \$339.00 |
| 4/15/15 | \$100 | \$550 | \$0 | \$0 | \$0 | \$0 | \$0 | \$0 | \$0 | \$0 | \$0 | \$0 | \$0 | \$0 | \$650.00 |
| 4/16/15 | \$268 | \$0 | \$0 | \$75 | \$0 | \$0 | \$0 | \$0 | \$0 | \$0 | \$0 | \$0 | \$0 | \$0 | \$343.00 |
| 4/17/15 | \$404 | \$600 | \$0 | \$225 | \$0 | \$0 | \$0 | \$0 | \$0 | \$0 | \$0 | \$0 | \$0 | \$0 | \$1,229.00 |
| 4/20/15 | \$280 | \$600 | \$0 | \$150 | \$300 | \$0 | \$0 | \$0 | \$0 | \$0 | \$0 | \$0 | \$0 | \$0 | \$1,330.00 |
| 4/21/15 | \$266 | \$0 | \$0 | \$375 | \$900 | \$0 | \$300 | \$0 | \$0 | \$0 | \$0 | \$0 | \$0 | \$0 | \$1,841.00 |
| 4/22/15 | \$50 | \$0 | \$0 | \$300 | \$0 | \$0 | \$267.84 | \$0 | \$0 | \$0 | \$0 | \$0 | \$0 | \$0 | \$617.84 |
| 4/23/15 | \$204 | \$0 | \$0 | \$225 | \$0 | \$0 | \$300 | \$0 | \$0 | \$0 | \$0 | \$0 | \$101.98 | \$34.41 | \$865.39 |
| 4/24/15 | \$136 | \$1,200 | \$0 | \$225 | \$600 | \$0 | \$0 | \$0 | \$0 | \$0 | \$0 | \$0 | \$151.95 | \$31.49 | \$2,344.44 |
| 4/27/15 | \$274 | \$0 | \$0 | \$375 | \$0 | \$0 | \$0 | \$0 | \$0 | \$0 | \$0 | \$0 | \$0 | \$0 | \$649.00 |
| 4/28/15 | \$258 | \$0 | \$0 | \$75 | \$0 | \$0 | \$0 | \$0 | \$0 | \$0 | \$0 | \$0 | \$0 | \$0 | \$333.00 |
| 4/29/15 | \$166 | \$0 | \$0 | \$0 | \$0 | \$0 | \$0 | \$0 | \$0 | \$0 | \$0 | \$0 | \$0 | \$0 | \$166.00 |
| 4/30/15 | \$132 | \$0 | \$0 | \$0 | \$0 | \$0 | \$0 | \$0 | \$0 | \$0 | \$0 | \$0 | \$0 | \$0 | \$132.00 |
| Total | \$4,674 | \$6,800 | \$0.00 | \$3,450 | \$4,034.04 | \$941.49 | \$4,576.73 | \$0 | \$0 | \$0 | \$12.00 | \$0 | \$734.20 | \$173.89 | \$25,396.35 |
| | Carfare | Rent | Move in Exp. | Food | ComEd | Water | Gas | Burial | State ID | Tools | Employ. | Emergency | Uniform | Shoes | Totals |

**APRIL 2015
ACTIVITY COUNT**

| APRIL 2015 VETERANS ASSISTANCE COMMISSION DAILY ACTIVITY COUNT | | | | | | | | | | | | | | | | | | | | |
|--|------------|------------|------------|------------|-----------|-----------|-----------|------------|-----------------------|-----------|----------|----------|----------|----------|------------|---------------|--|------------|-----------|-----------|
| Date | Calls | Visitors | Referral | Carfare | Rent | Utilities | Food | State I.D. | Employment Assistance | | | | | Burial | V.A. Claim | Request DD214 | Request Other Documents (Birth, Marriage, Death) | CWT/School | New Vets | Women |
| | | | | | | | | | Amvets Code (Job) | Interview | Tools | Clothing | Shoes | | | | | | | |
| 4/1/15 | 17 | 15 | 10 | 7 | 3 | 2 | 1 | 0 | 0 | 1 | 0 | 0 | 0 | 1 | 0 | 4 | 1 | 0 | 3 | 1 |
| 4/2/15 | 15 | 16 | 12 | 3 | 4 | 4 | 2 | 0 | 0 | 0 | 0 | 0 | 0 | 0 | 0 | 1 | 1 | 0 | 3 | 2 |
| 4/3/15 | 21 | 9 | 8 | 5 | 1 | 1 | 0 | 0 | 0 | 1 | 0 | 0 | 0 | 0 | 0 | 3 | 0 | 1 | 0 | 0 |
| 4/6/15 | 28 | 20 | 16 | 13 | 3 | 2 | 2 | 0 | 0 | 6 | 0 | 1 | 1 | 1 | 1 | 0 | 3 | 2 | 4 | 1 |
| 4/7/15 | 11 | 8 | 10 | 8 | 2 | 2 | 0 | 0 | 0 | 3 | 0 | 1 | 0 | 0 | 0 | 0 | 0 | 1 | 1 | 2 |
| 4/8/15 | 23 | 12 | 7 | 4 | 4 | 4 | 4 | 0 | 0 | 5 | 0 | 1 | 2 | 0 | 0 | 0 | 1 | 1 | 3 | 2 |
| 4/9/15 | 19 | 9 | 7 | 6 | 4 | 4 | 4 | 0 | 0 | 2 | 0 | 0 | 0 | 0 | 0 | 0 | 1 | 0 | 1 | 3 |
| 4/10/15 | 27 | 21 | 20 | 13 | 4 | 6 | 2 | 0 | 0 | 2 | 0 | 0 | 0 | 0 | 0 | 6 | 0 | 3 | 2 | 1 |
| 4/13/15 | 19 | 19 | 15 | 12 | 2 | 1 | 4 | 0 | 0 | 0 | 0 | 0 | 0 | 0 | 1 | 0 | 7 | 1 | 3 | 1 |
| 4/14/15 | 26 | 20 | 20 | 10 | 3 | 5 | 2 | 0 | 0 | 1 | 0 | 0 | 0 | 0 | 0 | 3 | 1 | 1 | 3 | 0 |
| 4/15/15 | 31 | 10 | 10 | 4 | 1 | 0 | 1 | 0 | 0 | 1 | 0 | 0 | 0 | 0 | 0 | 5 | 1 | 0 | 4 | 3 |
| 4/16/15 | 28 | 15 | 17 | 10 | 3 | 3 | 0 | 0 | 0 | 1 | 0 | 0 | 0 | 0 | 0 | 0 | 0 | 2 | 3 | 2 |
| 4/17/15 | 25 | 28 | 21 | 20 | 7 | 7 | 4 | 0 | 0 | 3 | 0 | 0 | 0 | 0 | 0 | 0 | 2 | 3 | 7 | 3 |
| 4/20/15 | 30 | 20 | 14 | 9 | 5 | 3 | 4 | 0 | 0 | 2 | 0 | 0 | 0 | 0 | 0 | 0 | 1 | 0 | 4 | 1 |
| 4/21/15 | 19 | 19 | 15 | 14 | 6 | 6 | 7 | 0 | 0 | 1 | 0 | 0 | 0 | 0 | 0 | 1 | 4 | 2 | 3 | 0 |
| 4/22/15 | 22 | 2 | 1 | 0 | 2 | 2 | 2 | 0 | 0 | 0 | 0 | 0 | 0 | 0 | 0 | 10 | 0 | 2 | 2 | 0 |
| 4/23/15 | 15 | 15 | 10 | 9 | 5 | 3 | 7 | 0 | 0 | 8 | 0 | 1 | 1 | 0 | 1 | 0 | 1 | 3 | 3 | 1 |
| 4/24/15 | 21 | 24 | 13 | 6 | 4 | 4 | 2 | 0 | 0 | 4 | 0 | 1 | 1 | 1 | 2 | 0 | 4 | 0 | 5 | 3 |
| 4/27/15 | 16 | 21 | 12 | 13 | 4 | 3 | 1 | 0 | 0 | 4 | 0 | 0 | 0 | 0 | 0 | 8 | 0 | 0 | 1 | 2 |
| 4/28/15 | 20 | 15 | 9 | 11 | 4 | 3 | 3 | 0 | 0 | 2 | 0 | 0 | 0 | 1 | 2 | 0 | 2 | 0 | 3 | 1 |
| 4/29/15 | 21 | 12 | 9 | 5 | 3 | 2 | 1 | 0 | 0 | 2 | 0 | 0 | 0 | 0 | 1 | 0 | 2 | 1 | 4 | 2 |
| 4/30/15 | 15 | 12 | 7 | 4 | 2 | 2 | 2 | 0 | 0 | 1 | 0 | 0 | 0 | 1 | 1 | 0 | 3 | 0 | 2 | 1 |
| Total | 469 | 342 | 263 | 186 | 76 | 69 | 55 | 0 | 0 | 50 | 0 | 5 | 5 | 5 | 9 | 41 | 35 | 23 | 64 | 32 |

MAY 2015 VETERANS ASSISTANCE COMMISSION DAILY DISBURSEMENTS

| Date | Carfare | Rent | Move in Exp. | Food | ComEd | Water | Gas | Burial | State ID | Tools | Employ. | Emergency | Uniform | Shoes | Totals |
|---------------|-----------------------|--------------|--------------|----------------|------------|------------|--------------|------------|------------|------------|------------|------------|-------------|-------------|----------------|
| 5/1/15 | \$128 | \$0 | \$0 | \$225 | \$0 | \$0 | \$300 | \$0 | \$0 | \$0 | \$0 | \$0 | \$0 | \$0 | \$653.00 |
| 5/4/15 | \$278 | \$0 | \$0 | \$150 | \$0 | \$0 | \$0 | \$0 | \$0 | \$0 | \$0 | \$0 | \$0 | \$0 | \$428.00 |
| 5/5/15 | \$174 | \$0 | \$0 | \$0 | \$0 | \$0 | \$0 | \$0 | \$0 | \$0 | \$0 | \$0 | \$0 | \$0 | \$174.00 |
| 5/6/15 | \$0 | \$0 | \$0 | \$0 | \$0 | \$0 | \$0 | \$0 | \$0 | \$0 | \$0 | \$0 | \$0 | \$0 | \$0.00 |
| 5/7/15 | \$222 | \$0 | \$0 | \$75 | \$0 | \$0 | \$0 | \$0 | \$0 | \$0 | \$0 | \$0 | \$0 | \$0 | \$297.00 |
| 5/8/15 | \$442 | \$0 | \$0 | \$0 | \$0 | \$0 | \$0 | \$0 | \$0 | \$0 | \$0 | \$0 | \$0 | \$0 | \$442.00 |
| 5/11/15 | \$90 | \$0 | \$0 | \$75 | \$0 | \$0 | \$0 | \$0 | \$0 | \$0 | \$0 | \$0 | \$0 | \$0 | \$165.00 |
| 5/12/15 | \$222 | \$0 | \$0 | \$225 | \$0 | \$0 | \$0 | \$0 | \$0 | \$0 | \$0 | \$0 | \$0 | \$0 | \$447.00 |
| 5/13/15 | \$74 | \$0 | \$0 | \$0 | \$0 | \$0 | \$0 | \$0 | \$0 | \$0 | \$0 | \$0 | \$0 | \$0 | \$74.00 |
| 5/14/15 | \$198 | \$0 | \$0 | \$75 | \$0 | \$0 | \$0 | \$0 | \$0 | \$0 | \$0 | \$0 | \$0 | \$0 | \$273.00 |
| 5/15/15 | \$212 | \$400 | \$0 | \$150 | \$0 | \$0 | \$0 | \$0 | \$0 | \$0 | \$0 | \$0 | \$0 | \$0 | \$762.00 |
| 5/18/15 | \$188 | \$0 | \$0 | \$300 | \$0 | \$0 | \$0 | \$0 | \$0 | \$0 | \$0 | \$0 | \$0 | \$0 | \$488.00 |
| 5/19/15 | \$272 | \$0 | \$0 | \$0 | \$0 | \$0 | \$0 | \$0 | \$0 | \$0 | \$0 | \$0 | \$0 | \$0 | \$272 |
| 5/20/15 | \$120 | \$0 | \$0 | \$225 | \$0 | \$0 | \$0 | \$0 | \$0 | \$0 | \$0 | \$0 | \$60 | \$40 | \$445 |
| 5/21/15 | \$172 | \$0 | \$0 | \$200 | \$0 | \$0 | \$0 | \$0 | \$0 | \$0 | \$0 | \$0 | \$0 | \$0 | \$372 |
| 5/22/15 | \$60 | \$0 | \$0 | \$75 | \$0 | \$0 | \$0 | \$0 | \$0 | \$0 | \$0 | \$0 | \$0 | \$0 | \$135 |
| 5/25/15 | MEMORIAL DAY OBSERVED | | | | | | | | | | | | | | \$0 |
| 5/26/15 | \$332 | \$0 | \$0 | \$375 | \$0 | \$0 | \$0 | \$0 | \$0 | \$0 | \$0 | \$0 | \$0 | \$0 | \$707 |
| 5/27/15 | \$0 | \$0 | \$0 | \$0 | \$0 | \$0 | \$0 | \$0 | \$0 | \$0 | \$0 | \$0 | \$0 | \$0 | \$0 |
| 5/28/15 | \$242 | \$0 | \$0 | \$300 | \$0 | \$0 | \$0 | \$0 | \$0 | \$0 | \$0 | \$0 | \$0 | \$0 | \$542 |
| 5/29/15 | \$208 | \$0 | \$0 | \$75 | \$0 | \$0 | \$0 | \$0 | \$0 | \$0 | \$0 | \$0 | \$0 | \$0 | \$283 |
| Totals | \$3,634 | \$400 | \$0 | \$2,525 | \$0 | \$0 | \$300 | \$0 | \$0 | \$0 | \$0 | \$0 | \$60 | \$40 | \$6,959 |
| | Carfare | Rent | Move in Exp. | Food | ComEd | Water | Gas | Burial | State ID | Tools | Employ. | Emergency | Uniform | Shoes | Totals |

**MAY 2015
ACTIVITY COUNT**

| MAY 2015 VETERANS ASSISTANCE COMMISSION DAILY ACTIVITY COUNT | | | | | | | | | | | | | | | | | | | | |
|--|-----------------------|----------|----------|---------|------|-----------|------|------------|-----------------------|-----------|-------|----------|-------|--------|------------|---------------|--|------------|----------|-------|
| Date | Calls | Visitors | Referral | Carfare | Rent | Utilities | Food | State I.D. | Employment Assistance | | | | | Burial | V.A. Claim | Request DD214 | Request Other Documents (Birth, Marriage, Death) | CWT/School | New Vets | Women |
| | | | | | | | | | Amvets Code (Job) | Interview | Tools | Clothing | Shoes | | | | | | | |
| 5/1/15 | 12 | 9 | 7 | 4 | 1 | 2 | 0 | 0 | 0 | 0 | 0 | 0 | 0 | 0 | 0 | 2 | 1 | 1 | 1 | 0 |
| 5/4/15 | 13 | 12 | 11 | 7 | 3 | 3 | 2 | 0 | 0 | 2 | 0 | 0 | 0 | 0 | 0 | 1 | 0 | 1 | 3 | 0 |
| 5/5/15 | 16 | 8 | 10 | 6 | 0 | 0 | 0 | 0 | 0 | 0 | 0 | 0 | 0 | 0 | 1 | 1 | 2 | 0 | 3 | 1 |
| 5/6/15 | 0 | 0 | 0 | 0 | 0 | 0 | 0 | 0 | 0 | 0 | 0 | 0 | 0 | 0 | 0 | 0 | 0 | 0 | 0 | 0 |
| 5/7/15 | 12 | 22 | 18 | 12 | 6 | 4 | 2 | 0 | 0 | 2 | 0 | 0 | 0 | 0 | 1 | 2 | 2 | 0 | 4 | 1 |
| 5/8/15 | 16 | 20 | 21 | 13 | 3 | 2 | 2 | 0 | 0 | 2 | 0 | 0 | 0 | 0 | 0 | 3 | 0 | 1 | 3 | 0 |
| 5/11/15 | 13 | 7 | 9 | 5 | 1 | 1 | 2 | 0 | 0 | 1 | 0 | 0 | 0 | 1 | 1 | 0 | 0 | 0 | 2 | 1 |
| 5/12/15 | 9 | 8 | 9 | 5 | 1 | 1 | 0 | 0 | 0 | 1 | 0 | 0 | 0 | 0 | 1 | 2 | 0 | 1 | 1 | 2 |
| 5/13/15 | 18 | 2 | 3 | 1 | 0 | 0 | 0 | 0 | 0 | 1 | 0 | 0 | 0 | 0 | 0 | 0 | 1 | 0 | 1 | 0 |
| 5/14/15 | 27 | 12 | 12 | 9 | 0 | 1 | 1 | 0 | 0 | 1 | 0 | 0 | 0 | 0 | 1 | 0 | 0 | 1 | 2 | 1 |
| 5/15/15 | 29 | 16 | 18 | 8 | 2 | 3 | 0 | 0 | 0 | 2 | 0 | 0 | 0 | 0 | 0 | 0 | 2 | 0 | 3 | 2 |
| 5/18/15 | 19 | 12 | 13 | 6 | 0 | 2 | 1 | 0 | 0 | 1 | 0 | 0 | 0 | 1 | 0 | 0 | 2 | 0 | 1 | 2 |
| 5/19/15 | 26 | 11 | 18 | 7 | 1 | 1 | 2 | 0 | 0 | 2 | 0 | 0 | 0 | 0 | 1 | 0 | 0 | 0 | 4 | 1 |
| 5/20/15 | 17 | 4 | 5 | 3 | 0 | 0 | 1 | 0 | 0 | 2 | 0 | 1 | 1 | 0 | 1 | 4 | 0 | 0 | 3 | 0 |
| 5/21/15 | 13 | 8 | 16 | 5 | 1 | 3 | 1 | 0 | 0 | 2 | 0 | 0 | 0 | 0 | 0 | 1 | 0 | 0 | 2 | 1 |
| 5/22/15 | 11 | 5 | 10 | 2 | 0 | 1 | 1 | 0 | 0 | 0 | 0 | 0 | 0 | 0 | 0 | 0 | 1 | 0 | 1 | 0 |
| 5/25/15 | MEMORIAL DAY OBSERVED | | | | | | | | | | | | | | | | | | | |
| 5/26/15 | 11 | 14 | 14 | 12 | 4 | 3 | 3 | 0 | 0 | 1 | 0 | 0 | 0 | 0 | 1 | 2 | 1 | 0 | 2 | 0 |
| 5/27/15 | 8 | 2 | 2 | 0 | 0 | 0 | 0 | 0 | 0 | 1 | 0 | 0 | 0 | 0 | 0 | 0 | 1 | 0 | 0 | 0 |
| 5/28/15 | 14 | 11 | 9 | 8 | 1 | 2 | 2 | 0 | 0 | 5 | 0 | 0 | 0 | 0 | 0 | 1 | 2 | 3 | 2 | 2 |
| 5/29/15 | 11 | 15 | 13 | 8 | 5 | 4 | 2 | 0 | 0 | 2 | 0 | 0 | 0 | 0 | 1 | 0 | 2 | 0 | 3 | 0 |
| Totals | 295 | 198 | 218 | 121 | 29 | 33 | 22 | 0 | 0 | 28 | 0 | 1 | 1 | 2 | 9 | 19 | 17 | 8 | 41 | 14 |

**FY2015 ACTIVITY COUNTS
YTD As of 5/31/15**

| VETERANS ASSISTANCE COMMISSION ACTIVITY COUNTS FY2014 | | | | | | | | | | | | | | | | | | | |
|---|-------------|-------------|------------|------------|------------|------------|------------|----------------------|-----------|-----------|-----------|-----------|------------|--------------|----------|---------------|------------|------------|-----------|
| Month | Calls | Visitors | Referral | Carfare | Rent | Utilities | Food | Amvets Code (Job) | Tools | Clothing | Shoes | Interview | DD214 | Certificates | Burial | V.A. Claim | CWT/School | New Vets | Women |
| DECEMBER | 286 | 200 | 28 | 104 | 7 | 12 | 19 | 7 | 0 | 1 | 3 | 0 | 5 | 9 | 0 | 0 | 30 | 27 | 1 |
| JANUARY | 467 | 207 | 36 | 121 | 63 | 34 | 39 | 24 | 0 | 3 | 1 | 0 | 3 | 6 | 0 | 0 | 21 | 22 | 3 |
| FEBRUARY | 367 | 178 | 31 | 120 | 49 | 30 | 28 | 8 | 0 | 1 | 1 | 0 | 5 | 6 | 0 | 0 | 31 | 23 | 20 |
| MARCH | 402 | 267 | 47 | 142 | 52 | 38 | 56 | 11 | 3 | 1 | 5 | 2 | 2 | 7 | 0 | 0 | 17 | 22 | 12 |
| APRIL | 445 | 308 | 53 | 125 | 75 | 84 | 47 | 0 | 6 | 4 | 4 | 2 | 88 | 4 | 0 | 0 | 11 | 51 | 21 |
| MAY | 326 | 274 | 62 | 111 | 53 | 64 | 37 | 0 | 16 | 3 | 3 | 1 | 65 | 5 | 0 | 0 | 8 | 29 | 11 |
| FY2014 YTD | 2293 | 1434 | 257 | 723 | 299 | 262 | 226 | 50 | 25 | 13 | 17 | 5 | 168 | 37 | 0 | 0 | 118 | 174 | 68 |

| VETERANS ASSISTANCE COMMISSION ACTIVITY COUNTS FY2015 YTD As of 5/31/15 | | | | | | | | | | | | | | | | | | | |
|---|-------------|-------------|-------------|------------|------------|------------|------------|----------------------|----------|-----------|-----------|------------|------------|--------------|-----------|---------------|------------|------------|------------|
| Month | Calls | Visitors | Referral | Carfare | Rent | Utilities | Food | Amvets Code (Job) | Tools | Clothing | Shoes | Interview | DD214 | Certificates | Burial | V.A. Claim | CWT/School | New Vets | Women |
| DECEMBER | 468 | 327 | 295 | 159 | 77 | 43 | 74 | 9 | 0 | 5 | 6 | 25 | 64 | 21 | 2 | 8 | 13 | 59 | 15 |
| JANUARY | 351 | 229 | 236 | 122 | 55 | 23 | 26 | 6 | 0 | 1 | 1 | 9 | 55 | 24 | 5 | 5 | 14 | 52 | 20 |
| FEBRUARY | 308 | 216 | 193 | 122 | 41 | 24 | 23 | 27 | 0 | 7 | 7 | 32 | 39 | 23 | 2 | 1 | 8 | 52 | 15 |
| MARCH | 511 | 256 | 334 | 126 | 60 | 46 | 24 | 9 | 0 | 5 | 4 | 55 | 47 | 18 | 2 | 8 | 10 | 68 | 21 |
| APRIL | 469 | 342 | 263 | 186 | 76 | 69 | 55 | 0 | 0 | 5 | 5 | 50 | 41 | 35 | 5 | 9 | 23 | 64 | 32 |
| MAY | 295 | 198 | 218 | 121 | 29 | 33 | 22 | 0 | 0 | 1 | 1 | 28 | 19 | 17 | 2 | 9 | 8 | 41 | 14 |
| FY2015 YTD | 2107 | 1370 | 1321 | 715 | 309 | 205 | 202 | 51 | 0 | 23 | 23 | 171 | 246 | 121 | 16 | 31 | 68 | 295 | 103 |

FY2015 YTD REFERRAL ACTIVITY COUNTS As of 5/31/15

| Month | # of contacts w/ the U.S. Dept. of Veterans Affairs | # of contacts w/ the State of Illinois Dept. of Veterans Affairs | # of contacts w/ Municipal Veteran Assistance Depts. w/in Cook County | # of contacts w/ the Cook County Veterans Court | Totals |
|--------------------------|---|--|---|---|-------------|
| DECEMBER | 157 | 72 | 64 | 2 | 295 |
| JANUARY | 97 | 73 | 66 | 0 | 236 |
| FEBRUARY | 80 | 48 | 64 | 1 | 193 |
| MARCH | 116 | 73 | 139 | 6 | 334 |
| APRIL | 99 | 78 | 84 | 2 | 263 |
| MAY | 82 | 52 | 83 | 1 | 218 |
| FY2015 YTD TOTALS | 631 | 396 | 500 | 12 | 1539 |