
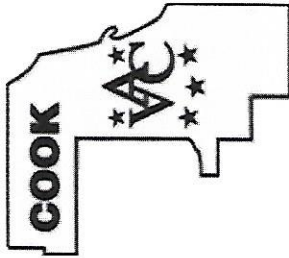



VETERANS ASSISTANCE COMMISSION
OF COOK COUNTY



2nd Quarter 2022

(March 1, 2022 - May 31, 2022)



2nd Quarter 2022 Operating Expenses Veterans Assistance Commission of Cook County

(3/4 + 3/18) (4/1 + 4/15 + 4/29) (4/13) + (4/27)

PERSONNEL (Office Staff)	MARCH 2022	APRIL 2022	MAY 2022
SALARIES/Wages - Regular EE	\$ 16,656.00	\$ 24,746.20	\$ 11,272.00
SALARIES/Wages - Part-Time EE	\$ -	\$ -	\$ -
MANDATORY MEDICARE (1.45%) - ER	\$ 241.50	\$ 358.81	\$ 163.44
MANDATORY WOMAN'S COM. (1.5%)			
ADP Pay-by-Pay	\$ 63.28	\$ 94.02	\$ 42.82
MANDATORY FICA (Social Security 7.65%) - ER	\$ 1,032.62	\$ 1,534.28	\$ 698.88
FUTA (STATE - IL TAX) - ER	\$ -	\$ -	\$ -
UNEMPLOYMENT COMPENSATION (State 0.925%) - ER	\$ 120.15	\$ 33.48	\$ -
PROFESSIONAL DEVELOPMENT fee	\$ -	\$ -	\$ -
TRAINING PROGRAM for Staff	\$ -	\$ -	\$ -
TRANSPORTATION and TRAVEL Exp.	\$ 44.80	\$ 88.13	\$ 71.20
SUBTOTAL: PERSONNEL SERVICES	\$ 18,158.35	\$ 26,854.92	\$ 12,248.34

2nd QTR 2022 TOTALS	vs	2nd Qtr. BUDGET 2022
\$ 52,674.20		\$ 54,132.00
\$ -		\$ -
\$ 763.75		\$ 785.00
\$ 200.12		\$ 250.00
\$ 3,265.78		\$ 3,822.00
\$ -		\$ -
\$ 153.63		\$ 800.00
\$ -		\$ -
\$ -		\$ -
\$ 204.13		\$ 250.00
\$ -		\$ -
\$ 57,261.61		\$ 60,039.00

CONTRACTUAL SERVICES (Indigent Veterans & Minors)	MARCH 2022	APRIL 2022	MAY 2022
VETERANS DISBURSEMENTS (SEE ATTACHED)	\$ 16,223.62	\$ 22,448.64	\$ 14,751.87
COMMUNICATION SERVICES	\$ -	\$ -	\$ -
GRAPHICS & REPRODUCTION SERVICE	\$ -	\$ -	\$ -
MANDATORY INSURANCE PREMIUMS (Fidelity Bonds)	\$ -	\$ -	\$ -
MANDATORY LIABILITY INSURANCE (Directors & Employees) per IGA	\$ -	\$ -	\$ -
MANDATORY BANK FEES - AMALGAMATED	\$ 73.72	\$ 69.67	\$ 106.35
PAYROLL / ACCOUNTING - ADP Invoice	\$ 379.30	\$ 361.11	\$ 298.72
POSTAGE (Sent on behalf of Veterans)	\$ -	\$ 232.00	\$ -
MANDATORY PROFESSIONAL SERVICES (Government Tax Filings)	\$ -	\$ -	\$ -
IACVAC Membership Dues	\$ -	\$ -	\$ -
SUBTOTAL: CONTRACTUAL SERVICES	\$ 16,676.64	\$ 23,111.42	\$ 15,156.94

2nd QTR 2022 TOTALS	vs	2nd Qtr. BUDGET 2022
\$ 53,424.13		\$ 53,750.00
\$ -		\$ -
\$ -		\$ 100.00
\$ -		\$ -
\$ -		\$ -
\$ 249.74		\$ 325.00
\$ 1,039.13		\$ 1,000.00
\$ 232.00		\$ 249.00
\$ -		\$ -
\$ -		\$ -
\$ 54,945.00		\$ 55,424.00

OFFICE (Supplies, material, Website)	MARCH 2022	APRIL 2022	MAY 2022
OFFICE SUPPLIES & MATERIAL (Office Depot)	\$ -	\$ 265.32	\$ 302.27
COMPUTER OPERATIONS SUPPLIES	\$ -	\$ -	\$ -
RENTAL & LEASING	\$ -	\$ -	\$ -
WATER (Quench)	\$ -	\$ -	\$ -
PETTY CASH	\$ -	\$ -	\$ -
WEBSITE / OUTREACH	\$ -	\$ -	\$ 163.39
SUBTOTAL: OFFICE	\$ -	\$ 265.32	\$ 465.66

2nd QTR 2022 TOTALS	vs	2nd Qtr. BUDGET 2022
\$ 567.59		\$ 437.00
\$ -		\$ -
\$ -		\$ -
\$ -		\$ 63.00
\$ -		\$ 225.00
\$ 163.39		\$ 250.00
\$ 730.98		\$ 975.00

TOTAL	\$ 34,834.99	\$ 50,231.66	\$ 27,870.94
--------------	---------------------	---------------------	---------------------

\$ 112,937.59	\$ 116,438.00
----------------------	----------------------

VETERANS PROCESSED in OFFICE	CALLS HANDLED	OUTREACH EVENTS	
267	418	22	1st QTR.
268	598	35	2nd QTR.
0	0	0	3rd QTR.
0	0	0	4th QTR.
535	0	0	YTD

ACTUAL	BUDGET
\$ 101,109.17	\$ 116,438.00
\$ 112,937.59	\$ 116,438.00
\$ -	\$ 117,820.00
\$ -	\$ 120,584.00
\$ 214,046.76	\$ 471,280.00

2nd QUARTER 2022

DISBURSEMENT REPORT

MARCH 2022	CTA SINGLE RIDE		CTA 7-DAY		PACE 1-DAY		MORTGAGE		RENT		
	VETS	CARDS	TOTAL	VETS	CARDS	TOTAL	VETS	CARDS	TOTAL	VETS	TOTAL
Mar 1 - 4	3	13	\$ 65.00	0	0	\$ -	1	5	\$ 20.00	0	\$ 780.00
Mar 7 - 11	7	31	\$ 163.00	3	3	\$ 61.50	3	15	\$ 60.00	0	\$ 1,000.00
Mar 14 - 18	3	19	\$ 104.50	4	4	\$ 82.00	0	0	\$ -	0	\$ 1,000.00
Mar 21 - 25	5	21	\$ 115.50	8	8	\$ 164.00	1	10	\$ 40.00	0	\$ -
Mar 28 - 31	5	21	\$ 115.50	3	3	\$ 61.50	1	5	\$ 20.00	0	\$ 1,000.00
MARCH TOTALS	23	105	\$ 563.50	18	18	\$ 369.00	6	35	\$ 140.00	0	\$ 3,780.00
APRIL 2022											
Apr 1 -	2	11	\$ 60.50	0	0	\$ -	1	5	\$ 20.00	0	\$ -
Apr 4 - 8	8	45	\$ 247.50	2	2	\$ 41.00	0	0	\$ -	0	\$ 3,000.00
Apr 11 - 15	8	38	\$ 209.00	3	3	\$ 61.50	3	16	\$ 64.00	0	\$ 981.00
Apr 18 - 22	4	19	\$ 104.50	4	4	\$ 82.00	1	2	\$ 8.00	0	\$ 2,000.00
Apr 25 - 29	6	29	\$ 159.50	5	5	\$ 102.50	2	12	\$ 48.00	1	\$ 1,000.00
APRIL TOTALS	28	142	\$ 781.00	14	14	\$ 287.00	7	35	\$ 140.00	1	\$ 1,000.00
MAY 2022											
May 2 - 6	8	37	\$ 203.50	4	4	\$ 82.00	3	15	\$ 60.00	0	\$ 1,000.00
May 9 - 13	6	30	\$ 165.00	5	5	\$ 102.50	3	17	\$ 68.00	0	\$ -
May 16 - 20	8	37	\$ 203.50	5	5	\$ 102.50	3	13	\$ 52.00	0	\$ -
May 23 - 27	5	28	\$ 154.00	6	6	\$ 123.00	3	17	\$ 68.00	0	\$ -
May 30 - 31	2	9	\$ 49.50	4	4	\$ 82.00	1	5	\$ 20.00	0	\$ 1,000.00
MAY TOTALS	29	141	\$ 775.50	24	24	\$ 492.00	13	67	\$ 268.00	0	\$ 2,000.00
2nd QTR. TOTALS											
TOTALS	80	388	\$ 2,120.00	56	56	\$ 1,148.00	26	137	\$ 548.00	1	\$ 1,000.00
										13	\$ 12,761.00

2nd QUARTER 2022

DISBURSEMENT REPORT

ELECTRIC		GAS		WATER		ALDI GIFTCARD		UNIFORM		TOOLS / MISC.		BURIAL		
VETS	TOTAL	VETS	TOTAL	VETS	TOTAL	VETS	CARDS	TOTAL	VETS	TOTAL	VETS	TOTAL	VETS	TOTAL
1	\$ 500.00	1	\$ 455.32	0	\$ -	3	4	\$ 400.00	0	\$ -	0	\$ -	0	\$ -
3	\$ 1,050.76	2	\$ 727.45	0	\$ -	3	3	\$ 300.00	0	\$ -	0	\$ -	0	\$ -
1	\$ 500.00	1	\$ 379.17	1	\$ 199.56	3	3	\$ 300.00	0	\$ -	0	\$ -	0	\$ -
2	\$ 1,000.00	2	\$ 1,000.00	1	\$ 331.56	10	11	\$ 1,100.00	0	\$ -	0	\$ -	0	\$ -
4	\$ 747.83	4	\$ 1,579.47	1	\$ 500.00	3	3	\$ 300.00	0	\$ -	0	\$ -	0	\$ -
11	\$ 3,798.59	10	\$ 4,141.41	3	\$ 1,031.12	22	24	\$ 2,400.00	0	\$ -	0	\$ -	0	\$ -
1	\$ 216.00	1	\$ 352.85	1	\$ 94.22	1	1	\$ 100.00	0	\$ -	0	\$ -	0	\$ -
4	\$ 1,672.08	5	\$ 1,917.73	0	\$ -	8	8	\$ 800.00	0	\$ -	0	\$ -	0	\$ -
3	\$ 1,229.59	3	\$ 1,384.81	0	\$ -	8	12	\$ 1,200.00	0	\$ -	0	\$ -	0	\$ -
1	\$ 220.17	0	\$ -	0	\$ -	2	2	\$ 200.00	0	\$ -	0	\$ -	0	\$ -
3	\$ 1,197.86	2	\$ 774.33	0	\$ -	10	17	\$ 1,900.00	0	\$ -	0	\$ -	0	\$ -
12	\$ 4,535.70	11	\$ 4,429.72	1	\$ 94.22	29	40	\$ 4,200.00	0	\$ -	0	\$ -	0	\$ -
2	\$ 1,000.00	2	\$ 1,000.00	1	\$ 82.56	11	17	\$ 1,700.00	0	\$ -	0	\$ -	0	\$ -
3	\$ 1,178.64	1	\$ 500.00	0	\$ -	7	7	\$ 625.00	0	\$ -	0	\$ -	0	\$ -
3	\$ 1,284.05	1	\$ 500.00	0	\$ -	4	4	\$ 400.00	0	\$ -	0	\$ -	0	\$ -
4	\$ 1,646.12	0	\$ -	0	\$ -	5	5	\$ 500.00	0	\$ -	0	\$ -	0	\$ -
0	\$ -	1	\$ 500.00	0	\$ -	3	3	\$ 300.00	0	\$ -	0	\$ -	0	\$ -
12	\$ 5,108.81	5	\$ 2,500.00	1	\$ 82.56	30	36	\$ 3,525.00	0	\$ -	0	\$ -	0	\$ -
35	\$ 13,443.10	26	\$ 11,071.13	5	\$ 1,207.90	81	100	\$ 10,125.00	0.00	\$ -	0	\$ -	0	\$ -

DISBURSEMENT TOTALS
2nd QUARTER

\$ 53,424.13

2nd QUARTER 2022 DISTRICT BREAKDOWN

MARCH 2022	1st District Brandon Johnson		2nd District Dennis Deer		3rd District Bill Lowry		4th District Stanley Moore		5th District Deborah Sims		6th District Donna Miller		7th District Alma E. Anaya												
	DATES	VETS	AMOUNT	VETS	AMOUNT	VETS	AMOUNT	VETS	AMOUNT	VETS	AMOUNT	VETS	AMOUNT	VETS	AMOUNT										
Mar 1 - 4	1	\$	53.00	2	\$	45.00	1	\$	25.00	2	\$	100.00	1	\$	1,155.32	1	\$	100.00	0	\$	-	0	\$	-	
Mar 7 - 11	3	\$	53.00	4	\$	808.45	4	\$	77.50	3	\$	441.56	1	\$	600.00	0	\$	441.56	0	\$	-	0	\$	-	
Mar 14 - 18	0	\$	-	1	\$	-	9	\$	345.50	1	\$	20.50	1	\$	-	0	\$	20.50	0	\$	-	0	\$	-	
Mar 21 - 25	1	\$	931.56	2	\$	120.50	9	\$	936.00	0	\$	-	5	\$	1,361.00	0	\$	-	5	\$	1,361.00	0	\$	241.00	
Mar 28 - 31	0	\$	-	0	\$	-	3	\$	265.10	1	\$	-	1	\$	1,270.85	0	\$	-	1	\$	1,270.85	0	\$	869.80	
MARCH																									
TOTALS	5	\$	984.56	9	\$	973.95	26	\$	1,649.10	7	\$	562.06	9	\$	4,387.17	1	\$	-	9	\$	4,387.17	1	\$	1,110.80	
APRIL 2022																									
Apr 1 -	1	\$	53.00	1	\$	-	1	\$	27.50	0	\$	-	0	\$	763.07	0	\$	-	1	\$	763.07	0	\$	-	
Apr 4 - 8	0	\$	-	2	\$	120.50	10	\$	2,065.46	1	\$	-	1	\$	-	0	\$	-	1	\$	-	0	\$	2,100.00	
Apr 11 - 15	2	\$	53.00	4	\$	1,136.00	6	\$	92.50	4	\$	348.00	2	\$	1,128.33	0	\$	348.00	2	\$	1,128.33	0	\$	-	
Apr 18 - 22	0	\$	-	5	\$	215.00	6	\$	52.00	0	\$	-	2	\$	1,320.17	0	\$	-	2	\$	1,320.17	0	\$	-	
Apr 25 - 29	0	\$	-	7	\$	701.00	11	\$	3,184.69	1	\$	-	2	\$	1,327.50	0	\$	-	2	\$	1,327.50	0	\$	-	
APRIL																									
TOTALS	3	\$	106.00	19	\$	2,172.50	34	\$	5,422.15	6	\$	348.00	8	\$	4,539.07	0	\$	-	6	\$	4,539.07	0	\$	2,100.00	
MAY 2022																									
May 2 - 6	2	\$	740.50	5	\$	282.50	6	\$	544.00	1	\$	-	0	\$	-	0	\$	-	0	\$	-	0	\$	1	\$
May 9 - 13	2	\$	189.00	7	\$	589.62	5	\$	720.50	2	\$	120.50	1	\$	1,019.52	0	\$	120.50	1	\$	1,019.52	0	\$	-	
May 16 - 20	3	\$	284.05	5	\$	164.50	5	\$	128.50	3	\$	1,227.50	2	\$	647.50	0	\$	1,227.50	2	\$	647.50	0	\$	11.00	
May 23 - 27	1	\$	627.50	5	\$	212.50	6	\$	312.36	2	\$	100.00	0	\$	-	0	\$	100.00	0	\$	-	0	\$	140.50	
May 30 - 31	0	\$	-	2	\$	22.00	3	\$	168.50	1	\$	1,620.50	0	\$	-	0	\$	1,620.50	0	\$	-	0	\$	-	
MAY																									
TOTALS	8	\$	1,841.05	24	\$	1,271.12	25	\$	1,873.86	9	\$	3,068.50	3	\$	1,667.02	0	\$	-	9	\$	1,667.02	0	\$	151.50	
2nd QTR.																									
TOTALS	16	\$	2,931.61	52	\$	4,417.57	85	\$	8,945.11	22	\$	3,978.56	20	\$	10,593.26	1	\$	-	19	\$	10,593.26	1	\$	3,362.30	

2nd QUARTER 2022 DISTRICT BREAKDOWN

8th District Luis Arroyo Jr.	9th District Peter N. Silvestri		10th District Bridget Gainer		11th District John P. Daley		12th District Bridget Degnen		13th District Larry Suffredin		14th District Scott R. Britton	
	VETS	AMOUNT	VETS	AMOUNT	VETS	AMOUNT	VETS	AMOUNT	VETS	AMOUNT	VETS	AMOUNT
1 \$ -	0 \$ -	-	0 \$ -	-	2 \$ 895.00	-	0 \$ -	-	0 \$ -	-	0 \$ -	-
2 \$ 1,382.20	0 \$ -	-	0 \$ -	-	0 \$ -	-	0 \$ -	-	0 \$ -	-	0 \$ -	-
0 \$ -	0 \$ -	-	0 \$ -	-	1 \$ 20.50	-	0 \$ -	-	0 \$ -	-	0 \$ -	-
1 \$ -	0 \$ -	-	0 \$ -	-	1 \$ 20.50	-	0 \$ -	-	0 \$ -	-	0 \$ -	-
2 \$ 1,887.05	0 \$ -	-	0 \$ -	-	1 \$ 20.50	-	0 \$ -	-	2 \$ 11.00	-	0 \$ -	-
6 \$ 3,269.25	0 \$ -	-	0 \$ -	-	5 \$ 956.50	-	0 \$ -	-	2 \$ 11.00	-	0 \$ -	-
0 \$ -	0 \$ -	-	0 \$ -	-	0 \$ -	-	0 \$ -	-	0 \$ -	-	0 \$ -	-
2 \$ 655.00	0 \$ -	-	0 \$ -	-	2 \$ 1,027.50	-	0 \$ -	-	1 \$ 709.85	-	1 \$ 1,000.00	-
2 \$ 138.50	0 \$ -	-	0 \$ -	-	1 \$ -	-	0 \$ -	-	0 \$ -	-	0 \$ -	-
1 \$ 27.50	0 \$ -	-	0 \$ -	-	2 \$ 1,000.00	-	0 \$ -	-	0 \$ -	-	0 \$ -	-
1 \$ 20.50	0 \$ -	-	0 \$ -	-	2 \$ 920.50	-	0 \$ -	-	0 \$ -	-	0 \$ -	-
6 \$ 841.50	0 \$ -	-	0 \$ -	-	7 \$ 2,948.00	-	0 \$ -	-	1 \$ 709.85	-	1 \$ 1,000.00	-
1 \$ 600.00	0 \$ -	-	1 \$ -	-	1 \$ 1,182.56	-	0 \$ -	-	0 \$ -	-	0 \$ -	-
2 \$ -	0 \$ -	-	0 \$ -	-	0 \$ -	-	0 \$ -	-	0 \$ -	-	0 \$ -	-
1 \$ -	0 \$ -	-	0 \$ -	-	2 \$ 38.50	-	0 \$ -	-	0 \$ -	-	0 \$ -	-
2 \$ 627.50	0 \$ -	-	1 \$ 48.50	-	0 \$ -	-	0 \$ -	-	0 \$ -	-	0 \$ -	-
0 \$ -	0 \$ -	-	1 \$ 140.50	-	0 \$ -	-	0 \$ -	-	0 \$ -	-	0 \$ -	-
6 \$ 1,227.50	0 \$ -	-	3 \$ 189.00	-	3 \$ 1,221.06	-	0 \$ -	-	0 \$ -	-	0 \$ -	-
18 \$ 5,338.25	0 \$ -	-	3 \$ 189.00	-	15 \$ 5,125.56	-	0 \$ -	-	3 \$ 720.85	-	1 \$ 1,000.00	-

2nd QUARTER 2022 DISTRICT BREAKDOWN

15th District Kevin B. Morrison		16th District Frank J. Aguilar		17th District Sean M. Morrison	
VETS	AMOUNT	VETS	AMOUNT	VETS	AMOUNT
0	\$ -	0	\$ -	1	\$ -
0	\$ -	0	\$ -	0	\$ -
0	\$ -	0	\$ -	1	\$ 2,178.73
0	\$ -	1	\$ 140.50	0	\$ -
0	\$ -	0	\$ -	1	\$ -
0	\$ -	1	\$ 140.50	3	\$ 2,178.73
0	\$ -	0	\$ -	0	\$ -
0	\$ -	0	\$ -	0	\$ -
1	\$ 1,086.07	1	\$ 1,147.50	0	\$ -
0	\$ -	0	\$ -	0	\$ -
0	\$ -	1	\$ 28.00	0	\$ -
1	\$ 1,086.07	2	\$ 1,175.50	0	\$ -
0	\$ -	3	\$ 1,778.50	0	\$ -
0	\$ -	0	\$ -	0	\$ -
0	\$ -	1	\$ 40.50	0	\$ -
0	\$ -	1	\$ 422.26	1	\$ -
0	\$ -	0	\$ -	0	\$ -
0	\$ -	5	\$ 2,241.26	1	\$ -
1	\$ 1,086.07	8	\$ 3,557.26	4	\$ 2,178.73

DISTRICT TOTALS	
2nd Quarter Amounts	\$ 53,424.13
2nd Quarter Veterans	268

2nd QUARTER 2022 RACE AND GENDER REPORT

MARCH 2022		Caucasian	African American/Black	Latino/Hispanic	Asian	Native Hawaiian/ Other Pacific Islander	American Indian/ Alaskan Native	Total Race	Male Veterans	Female Veterans	Total Gender
Mar 1 - 4	1	8	3	0	0	0	0	12	11	1	12
Mar 7 - 11	2	14	1	0	0	0	0	17	13	4	17
Mar 14 - 18	2	14	0	0	0	0	0	16	14	2	16
Mar 21 - 25	3	21	0	0	0	0	0	24	19	5	24
Mar 28 - 31	6	9	1	0	0	0	0	16	13	3	16
MARCH TOTALS	14 16.47%	66 77.65%	5 0.00%	0 0.00%	0 0.00%	0 0.00%	0 0.00%	85 100.00%	70 82.35%	15 17.65%	85 100.00%
APRIL 2022		Caucasian	African American/Black	Latino/Hispanic	Asian	Native Hawaiian/ Other Pacific Islander	American Indian/ Alaskan Native	Total Race	Male Veterans	Female Veterans	Total Gender
Apr 1 - 4	0	4	0	0	0	0	0	4	3	1	4
Apr 4 - 8	4	19	0	0	0	0	0	23	21	2	23
Apr 11 - 15	2	17	5	1	0	0	0	25	22	3	25
Apr 18 - 22	2	14	0	0	0	0	0	16	12	4	16
Apr 25 - 29	1	21	3	0	0	0	0	25	18	7	25
APRIL TOTALS	9 9.68%	75 80.65%	8 8.60%	1 1.08%	0 0.00%	0 0.00%	0 0.00%	93 100.00%	76 81.72%	17 18.28%	93 100.00%
MAY 2022		Caucasian	African American/Black	Latino/Hispanic	Asian	Native Hawaiian/ Other Pacific Islander	American Indian/ Alaskan Native	Total Race	Male Veterans	Female Veterans	Total Gender
May 2 - 6	3	15	3	0	0	0	0	21	16	5	21
May 9 - 13	2	17	0	0	0	0	0	19	15	4	19
May 16 - 20	3	18	2	0	0	0	0	23	22	1	23
May 23 - 27	4	15	1	0	0	0	0	20	19	1	20
May 30 - 31	1	6	0	0	0	0	0	7	6	1	7
MAY TOTALS	13 14.44%	71 78.89%	6 6.67%	0 0.00%	0 0.00%	0 0.00%	0 0.00%	90 100.00%	78 86.67%	12 13.33%	90 100.00%
2nd Quarter Total		Caucasian	African American/Black	Latino/Hispanic	Asian	Native Hawaiian/ Other Pacific Islander	American Indian/ Alaskan Native	Total Race	Male Veterans	Female Veterans	Total Gender
Total	36	212	19	1	0	0	0	268	224	44	268