

2014 Regional ADA Paratransit Operating Budget

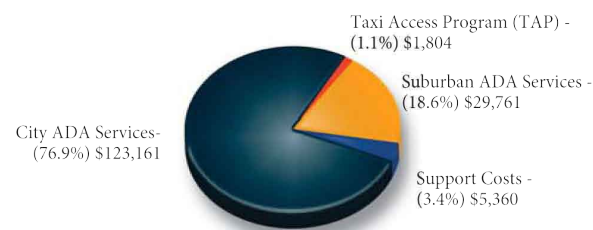
Sources of Funds (000's) Total \$160,085



The ADA fund is at \$147.166 million for 2014. Pace expects ridership demand to grow by 4.9% in 2014 reaching over 4 million trips.

ADA fares will remain stable in 2014 and service levels will increase to meet demand.

Uses of Funds (000's) Total \$160,085



The majority (77%) of the ADA budget is spent on services in the City of Chicago. Suburban ADA services comprise 18% of program costs. The Taxi Access Program (TAP) operates only in the City of Chicago.

2014 Regional ADA Paratransit Service Budget - City/Suburban Details (000's)

Revenue	2013 Estimate			2014 Budget			Net Change 2013-2014
	City	Suburban	Region Total	City	Suburban	Region Total	
Fares—Contract	\$7,565	\$2,082	\$9,647	\$7,943	\$2,186	\$10,129	\$482
Fares—TAP	285	0	285	285	0	285	0
RTA Certification	2,169	394	2,563	2,095	410	2,505	(58)
Total Revenue	\$10,019	\$2,476	\$12,495	\$10,323	\$2,596	\$12,919	\$424
Expenses							
Contract Services	\$108,348	\$23,806	\$132,154	\$117,016	\$25,711	\$142,727	\$10,573
TAP Services	1,751	-	1,751	1,804	-	1,804	53
Fuel	-	2,815	2,815	-	3,009	3,009	194
Insurance	252	-	252	255	-	255	3
Administration	4,631	640	5,271	4,852	665	5,518	247
RTA Certification	944	361	1,305	982	376	1,357	52
Other	35	-	35	56	-	56	21
ADA Support Allocation	-	-	5,179	-	-	5,360	181
Total Expenses	\$115,961	\$27,622	\$148,762	\$124,965	\$29,761	\$160,085	\$11,323
Funding Requirement	\$105,942	\$25,146	\$136,267	\$114,641	\$27,165	\$147,166	\$10,899
Public Funding	-	-	\$136,267	-	-	\$147,166	\$10,899
Net Funding Available	-	-	0	-	-	0	0
Recovery Ratio	10.00%	10.00%	10.00%	10.00%	10.00%	10.00%	-
Base Ridership—Contract	2,522	718	3,240	2,648	754	3,402	162
Total Ridership—Contract	3,082	819	3,901	3,236	860	4,096	195
Ridership—TAP	108	-	108	108	-	108	0
Ridership—Total	3,191	819	4,009	3,345	860	4,204	195

Regional ADA Paratransit Capital Budget - Five Year Plan

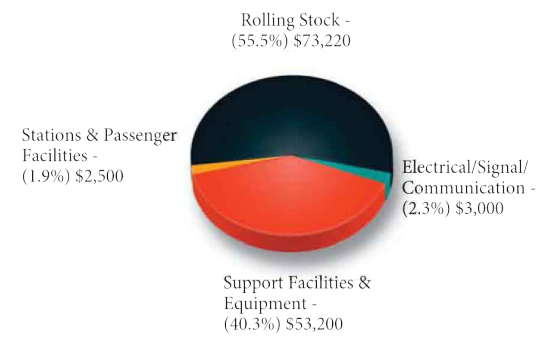
The Five Year Regional ADA Program is an unconstrained budget as it does not have any capital funding tied to it beyond 2014. The 2014 funding is not considered certain and unless the Illinois State Legislature identifies state revenue sources for this program, it will not be forthcoming.

The Unconstrained Regional ADA Five Year Capital Program needs a total of \$132 million for the five years. If Pace receives the \$45 million from the state in 2014, it still leaves Pace with an unfunded program totaling \$87 million for the five year period.

Highlights of the Five Year Regional ADA Program include:

- 1,404 replacement buses
- Construction of two garage facilities in the City of Chicago
- Three regional call center facilities and purchase of call center furniture, telephone and related equipment

ADA Five Year Capital Needs-Unconstrained \$131,920 (000's)



Connecting Communities

2014 REGIONAL ADA PARATRANSIT SUMMARY

Budget and Fare Policy Hearings

Public hearings on Pace's 2014 proposed Suburban Services budget and Regional ADA Paratransit budget will be held as follows:

North Cook County	Monday, October 21, 2013 Pace Headquarters, Board Room 550 W. Algonquin Rd., Arlington Heights 4:00pm - 6:00pm
DuPage County	Monday, October 21, 2013 DuPage County Government Center Auditorium 421 N. County Farm Rd., Wheaton 4:00pm - 6:00pm
McHenry County	Tuesday, October 22, 2013 Crystal Lake Municipal Complex Council Chambers 100 W. Woodstock St., Crystal Lake 4:00pm - 5:30pm
West Cook County	Tuesday, October 22, 2013 Howard Mohr Community Center 7640 Jackson Blvd., Forest Park 4:00pm - 6:00pm
Southwest Cook County	Wednesday, October 23, 2013 Oak Lawn Village Hall 2nd Floor, Board Room 9446 S. Raymond Ave., Oak Lawn 4:00pm - 6:00pm
City of Chicago (West)	Wednesday, October 23, 2013 Garfield Park Conservatory Community Room 300 N. Central Park Ave., Chicago 2:00pm - 4:00pm
Kane County	Thursday, October 24, 2013 Kane County Government Center Auditorium 719 S. Batavia Ave., Geneva 4:00pm - 6:00pm
City of Chicago (North)	Thursday, October 24, 2013 Sulzer Regional Library 4455 N. Lincoln Ave., Chicago 12:00pm - 2:00pm
Lake County	Friday, October 25, 2013 Waukegan Public Library Bradbury Room (lower level) 128 N. County St., Waukegan 3:30pm - 5:30pm
Will County	Monday, October 28, 2013 Joliet Public Library Meeting Rm. B (second level) 150 N. Ottawa St., Joliet 3:00pm - 5:00pm
City of Chicago (Southwest)	Tuesday, October 29, 2013 Arturo Velasquez Institute 2800 S. Western Ave., Chicago 3:00pm - 5:00pm
South Cook County	Tuesday, October 29, 2013 Homewood Village Hall, Board Room 2020 Chestnut Rd., Homewood 4:00pm - 6:00pm
City of Chicago (South)	Wednesday, October 30, 2013 Olive Harvey College, Cafeteria 10001 S. Woodlawn, Chicago 7:00pm - 9:00pm



Connecting Communities

Pace Suburban Bus
550 West Algonquin Road
Arlington Heights, IL 60005
(847) 364-8130

To view the full budget document, visit Pace's website at www.pacebus.com



Pace Suburban Service Budget & Regional ADA Paratransit Budget

2014 Operating & Capital Program

2014-2016 Business Plan for Operations

2014-2018 Capital Business Plan

Proposed Program October 2013



The Regional ADA Paratransit budget is separate and described on the reverse side of this brochure.

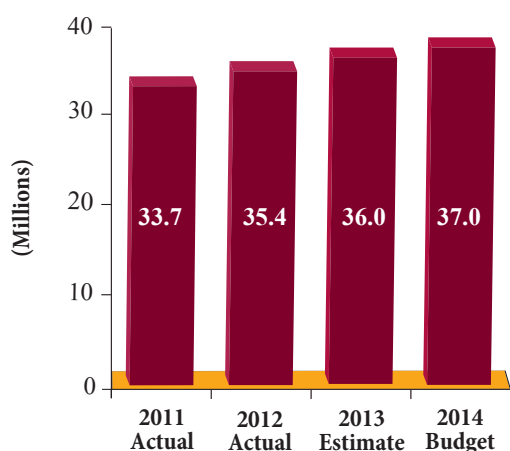
Budget Highlights

The 2014 Pace Suburban Service budget contains a number of noteworthy program investments in addition to continuation of existing service and program efforts. Highlights include:

- Full implementation of the Ventra™ fare collection system in partnership with CTA
- The continuation of service improvements in the I-55 and I-90 corridors and restructured services in Lake County
- Continued growth of the Pace vanpool program
- 43 new fixed route buses, 80 paratransit buses and 166 vanpool vans

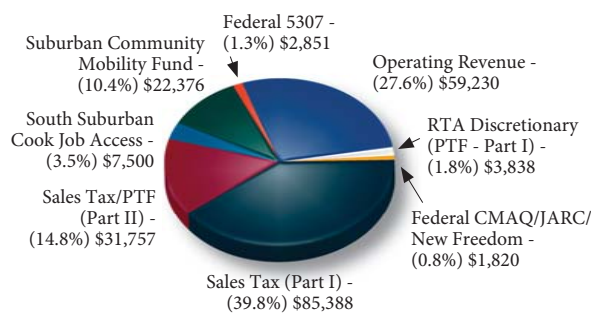
In all Pace will spend \$214.8 million in 2014 on suburban services and will carry 37 million passengers.

Pace Suburban Service Ridership



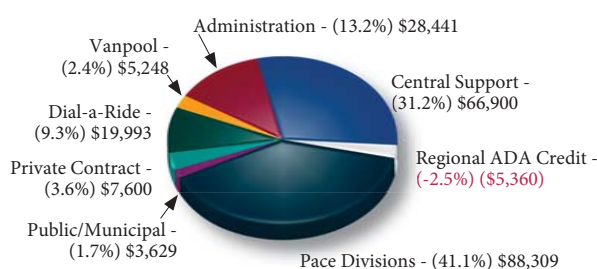
2014 Proposed Suburban Service Operating Budget

Sources of Funds (000's) Total \$214,760



Operating income generated by fares and local support, ad revenues and interest comprise over 27% of total revenue for Pace. Public funding - primarily from the RTA sales tax and matching State contributions (PTF) provide over 70% of Pace's operating budget.

Uses of Funds (000's) Total \$214,760



The 2014 operating budget is balanced to available funding. The majority of the budget is spent on the provision of services by Pace operating divisions and their central support services (fuel, insurance, supplies, etc.). Pace also funds municipal fixed route and dial-a-ride services, private sector contracted services, and vanpool services.

2014 Suburban Service Operating Budget (000's)

The following table summarizes Pace's proposed operating budget for 2014.

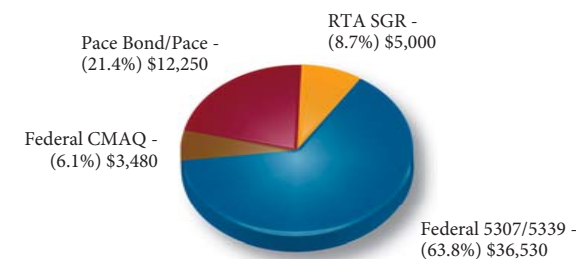
	2014 Budget
Operating Revenue	
Farebox Revenue	\$36,987
Reduced Fare Reimbursement	2,731
Investment Income	231
Advertising	4,654
Local Share/Other	14,626
Total Revenue	\$59,230
Operating Expense	
Pace Owned Services	\$88,309
Public/Municipal Contracted Services	3,629
Private Contracted Services	7,600
Dial-a-Ride Services	19,993
Vanpool Program	5,248
Centralized Operations	66,900
Administration	28,441
Regional ADA Support Credit	(5,360)
Total Expenses	\$214,760
Funding Requirement	\$155,530
Public Funding	
Sales Tax (Part I)	\$85,388
RTA Sales Tax and PTF - (Part II)	31,757
Suburban Comm Mobility Funds (SCMF)	22,376
South Suburban Job Access Funds	7,500
RTA Discretionary (PTF - Part I)	3,838
Federal CMAQ/JARC/New Freedom	1,820
Federal 5307/Capital Cost of Contracting	2,851
Total Public Funding	\$155,530
Net Funding Available	\$0
Recovery Ratio	30.00%

2014 Capital Program - Suburban Service (000's)

	Funding Source	2014 Budget
Rolling Stock		
43 Fixed Route Buses Replacements	Federal 5307/5339	\$18,370
80 Paratransit Buses	Federal 5307/5339	4,960
166 Vanpool Vans	Federal 5307/5339	6,620
Diesel Engine Retrofit	Federal CMAQ	2,280
Subtotal		\$32,230
Support Facilities & Equipment		
Improve Facilities - Systemwide	RTA Bond	\$5,000
South Div. CNG/Renovation	Pace Bond	12,000
Computer Syst./Hardware & Software	Federal 5307/5339	1,300
Support Equipment	Federal 5307/5339	210
Subtotal		\$18,510
Stations & Passenger Facilities		
Bus Stop Infrastructure	Federal CMAQ	\$1,200
Subtotal		\$1,200
Miscellaneous		
Unanticipated Capital	Pace Funds	\$250
Capital Cost of Contracting	Federal 5307/5339	4,630
Project Administration/Force Account	Federal 5307/5339	440
Subtotal		\$5,320
Total 2014 Suburban Capital Program		\$57,260

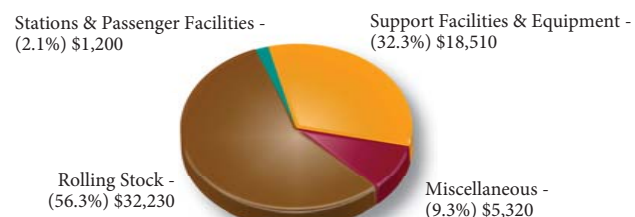
2014 Suburban Service Capital Program

Sources of Funds (000's) Total \$57,260



Pace expects to receive \$36.5 million in Federal 5307/5339 formula funding, which will be used to purchase new buses and fund facility upgrades, maintenance activities and equipment.

Uses of Funds (000's) Total \$57,260



The majority of capital funds will be used to replace fixed route buses. In addition, \$12.0 million in Pace bond funds will be used to convert our Markham garage to a CNG facility.



Pace Fleet

Pace has adjusted the size of its fleet vehicles over the past decade to meet market conditions. 234 thirty-foot fixed route vehicles have been deployed, replacing larger traditional forty-foot transit coaches (photo, right).

In addition, Pace relies on 442 small paratransit vehicles to meet accessible demand response and suburban community service needs (photo, center).

The highly successful Pace vanpool program deploys 796 full size and mini vans throughout the service area (photo, left).