



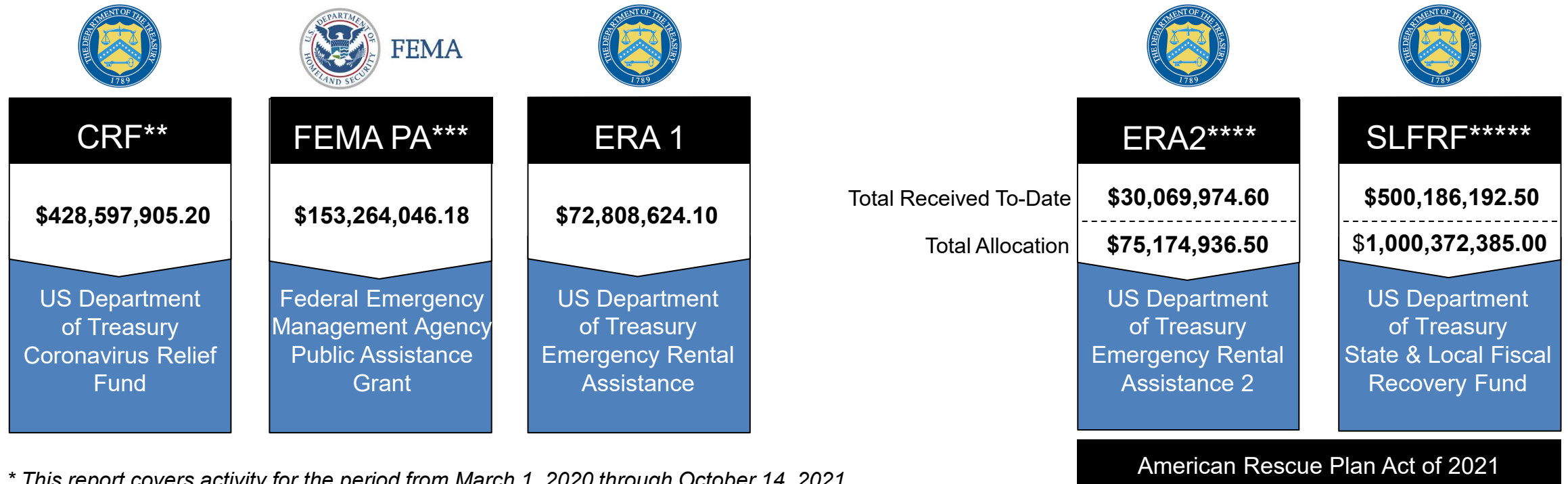
COVID-19 Financial Response

Report to the Board of Commissioners

November 4, 2021

Purpose

This report is intended to serve as an update on the County's COVID-19 funding.*



* This report covers activity for the period from March 1, 2020 through October 14, 2021.

** The expended amount in the CRF fund may vary from month-to-month as costs originally reimbursed through the CRF fund are transferred to the County's FEMA PA grant.

*** Amount reflected above is the amount of the current grant budget. During the February 25, 2021 Board meeting, the budget was increased by \$75m to account for anticipated vaccination and labor costs. During the September 23, 2021 Board meeting, the budget was increased by \$16.5m to account for additional labor and non-personnel costs.

**** Cook County was allocated \$75,174,936.50 under ERA 2 including the Base Allocation of \$57,610,056.70 and High Need Allocation of \$17,564,879.80. Cook County has received 40% of the award allocation to-date, or \$30,069,974.60.

***** Cook County was allocated \$1,000,372,385.00 under SLFRF and has received 50% of the award allocation to-date, or \$500,186,192.50.



CARES Act Funding

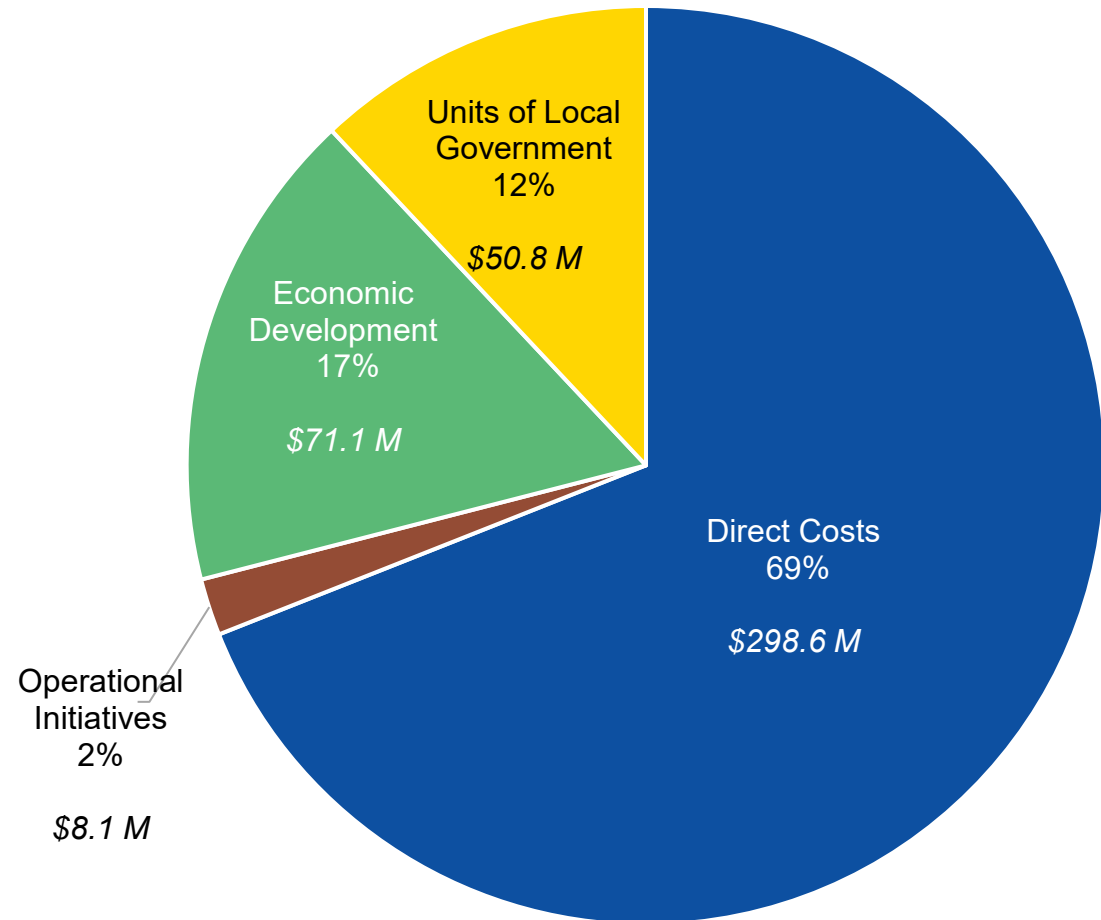
US Department of Treasury
Coronavirus Relief Fund

\$428,597,905.20

CRF Update | Allocations

Cook County maintained allocations to address funding needs

\$428.6 M Coronavirus Relief Fund (CRF)

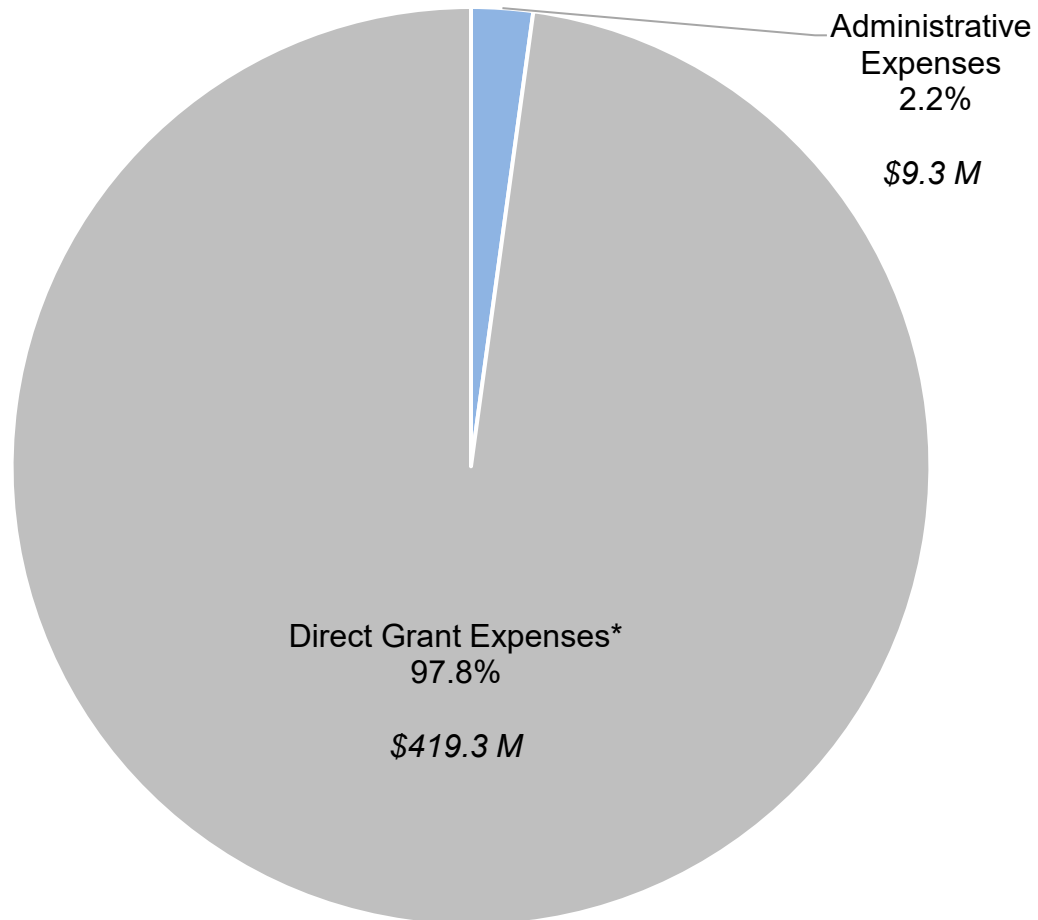


Program	Details
Direct Costs	<ul style="list-style-type: none"> Labor costs Agency cost reimbursement PPE/Cleaning Supplies Technical Assistance Detention Center Costs Facility Cleaning/Security Costs
Operational Initiatives	<ul style="list-style-type: none"> Workspace redesign Telework capabilities Public Health initiatives
Economic Development	<ul style="list-style-type: none"> CC Recovery Loan Program Other short-term ED initiatives
Units of Local Government	<ul style="list-style-type: none"> Cost Reimbursements Future Expenses

CRF Update

Breakdown of administrative expenses within CRF allocation

\$428.6 M Coronavirus Relief Fund (CRF)



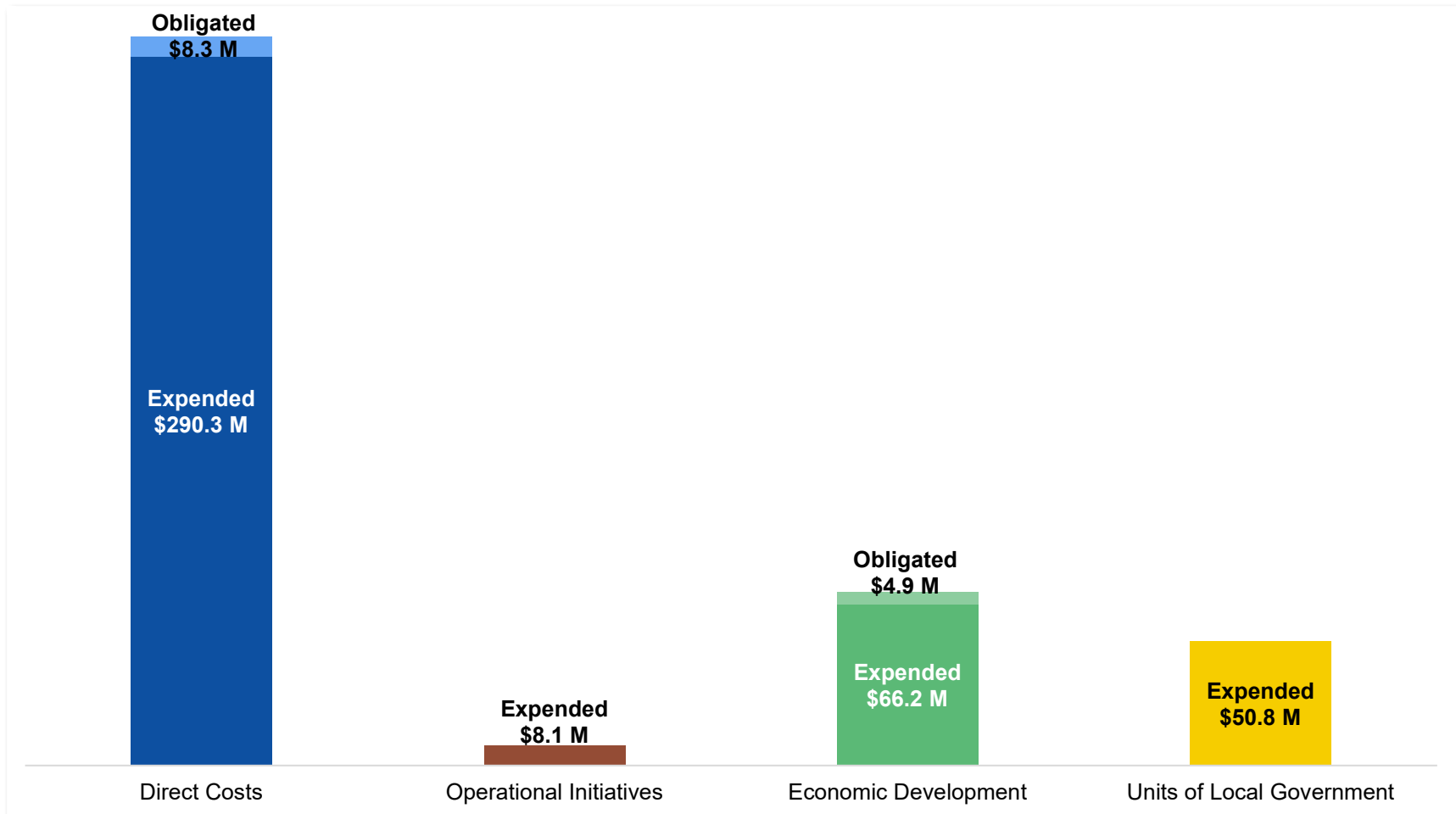
Incurred Administrative Expenses Summary		
Program	Vendor	Amount
Direct Costs	Guidehouse LLP <i>*see p. 9 for more detail</i>	\$6.9 M
Economic Development	Multiple program administrators <i>*see p. 13 for more detail</i>	\$2.4 M
Total		\$9.3 M

* Direct grant expenses contain a variety of expense types that are directly attributable to COVID-19.

CRF Update

100 percent of the County's Coronavirus Relief Fund allocation has been expended or obligated

\$428.6 M Coronavirus Relief Fund (CRF)

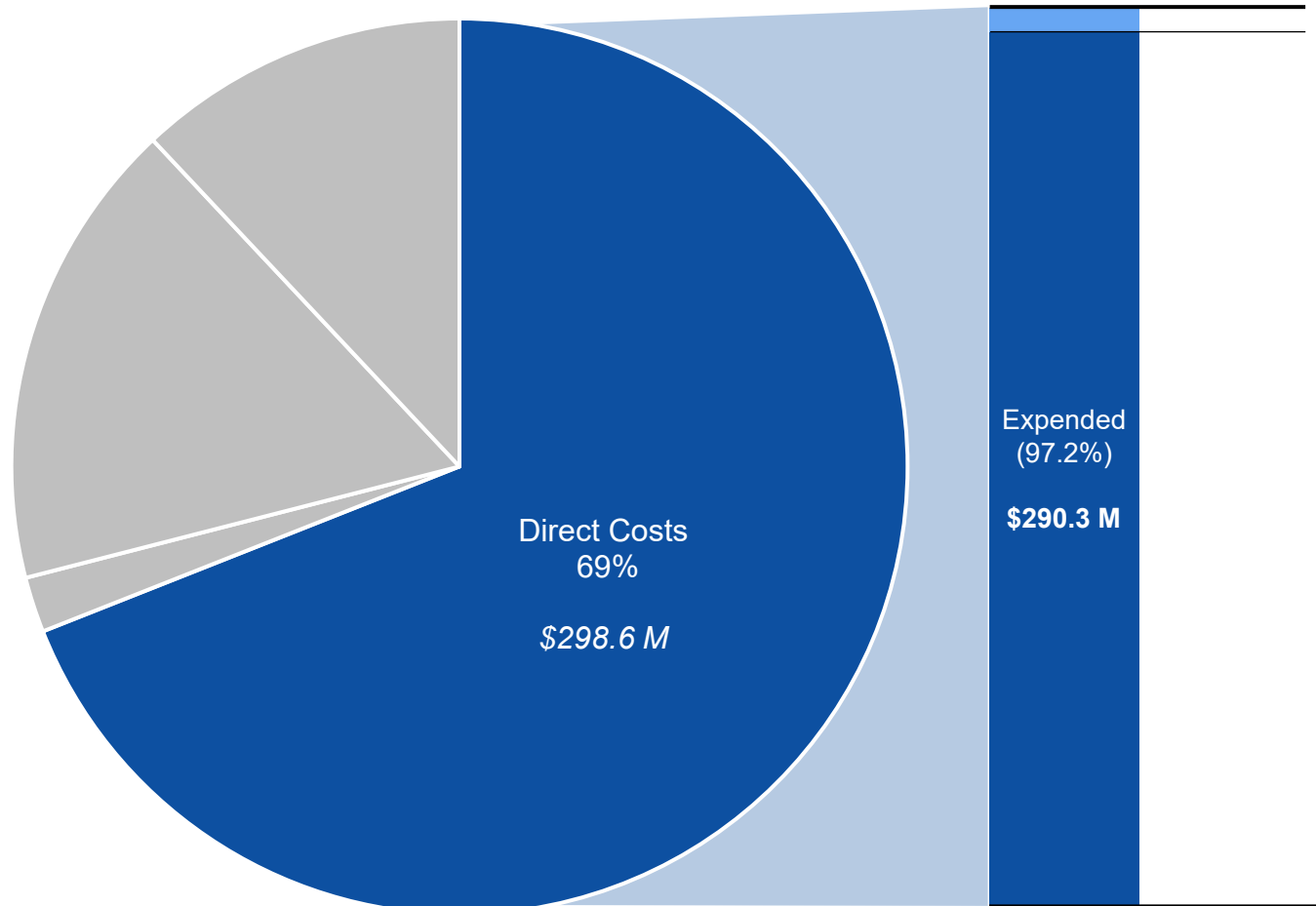


Total CRF Spending and Obligations	
Expended	\$415.4 M
Obligated	\$13.2 M

CRF Update | Direct Costs

100 percent of funding for Direct Costs has been expended or obligated

\$428.6 M Coronavirus Relief Fund (CRF)



Obligated
(2.8%)

\$8.3 M

Obligated Detail	
Category	Amount
Detention Center Costs (COVID Testing)	\$82,550
Technical Assistance*	\$1,490,881
Ongoing contracts, additional PPE / supplies, and labor costs	\$6,722,409
Total	\$8,295,839

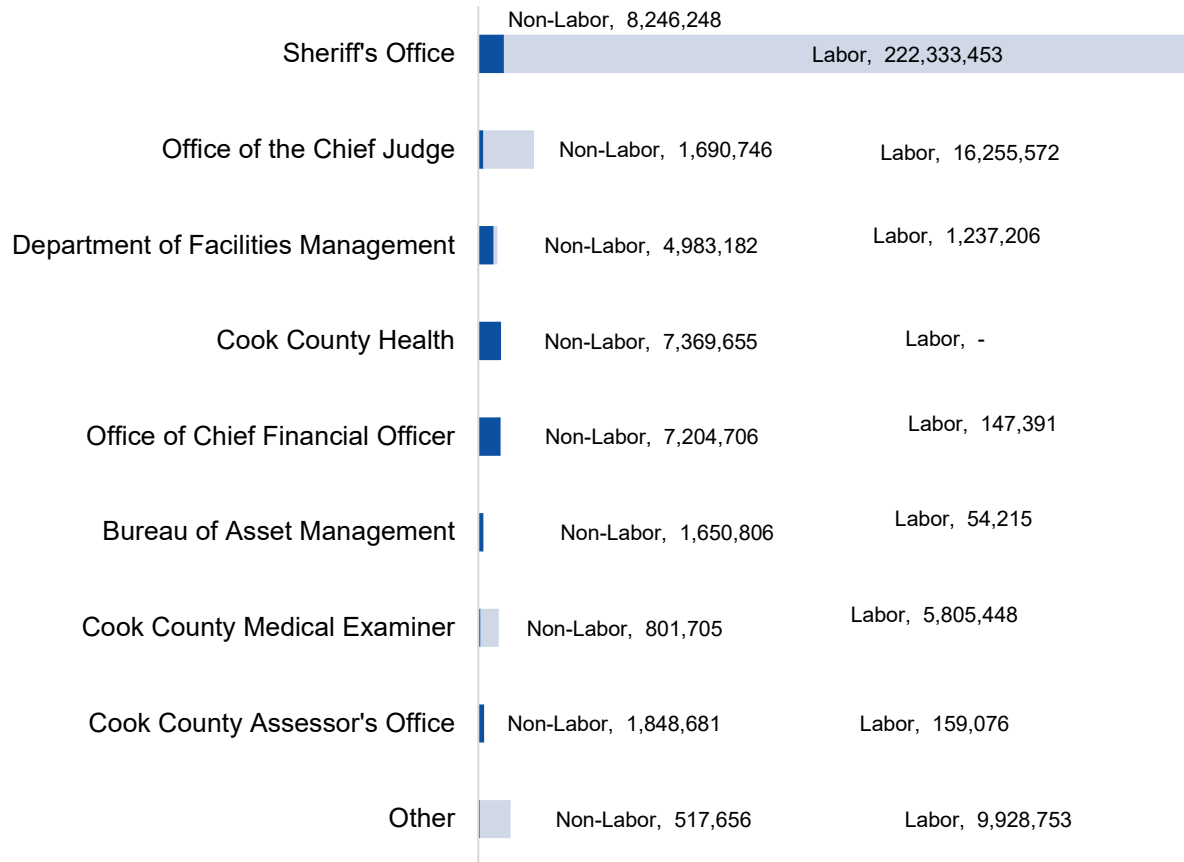
Expended Detail	
Category	Amount
Labor costs	\$255,921,114
Institutional supplies, PPE, public health enhancements	\$5,041,055
Detention center costs	\$7,710,354
Technical assistance	\$7,204,154
Supplemental staffing costs	\$9,099,564
Mailing and publishing costs	\$1,661,522
Agency cost reimbursement	\$3,596,736
Total	\$290,234,498

* Technical Assistance consists of obligated expenses for Guidehouse who is currently providing technical assistance for each of the County's COVID-19 financial programs reflected in this report, including CARES Act, FEMA PA (COVID-19, Vaccination, and Safe Opening and Operations), and ARPA. An additional extension of the Guidehouse contract was approved by the Board (Item 21-4947) during the September 23, 2021 Board meeting.

CRF Update | Direct Costs – Department & Vendor Expense Detail

Expenses by Department and the Top 5 Vendors related to this funding are noted below

Expenses by Department: Direct Costs



■ Non-Labor Costs
 ■ Labor Costs (includes payroll and benefits)

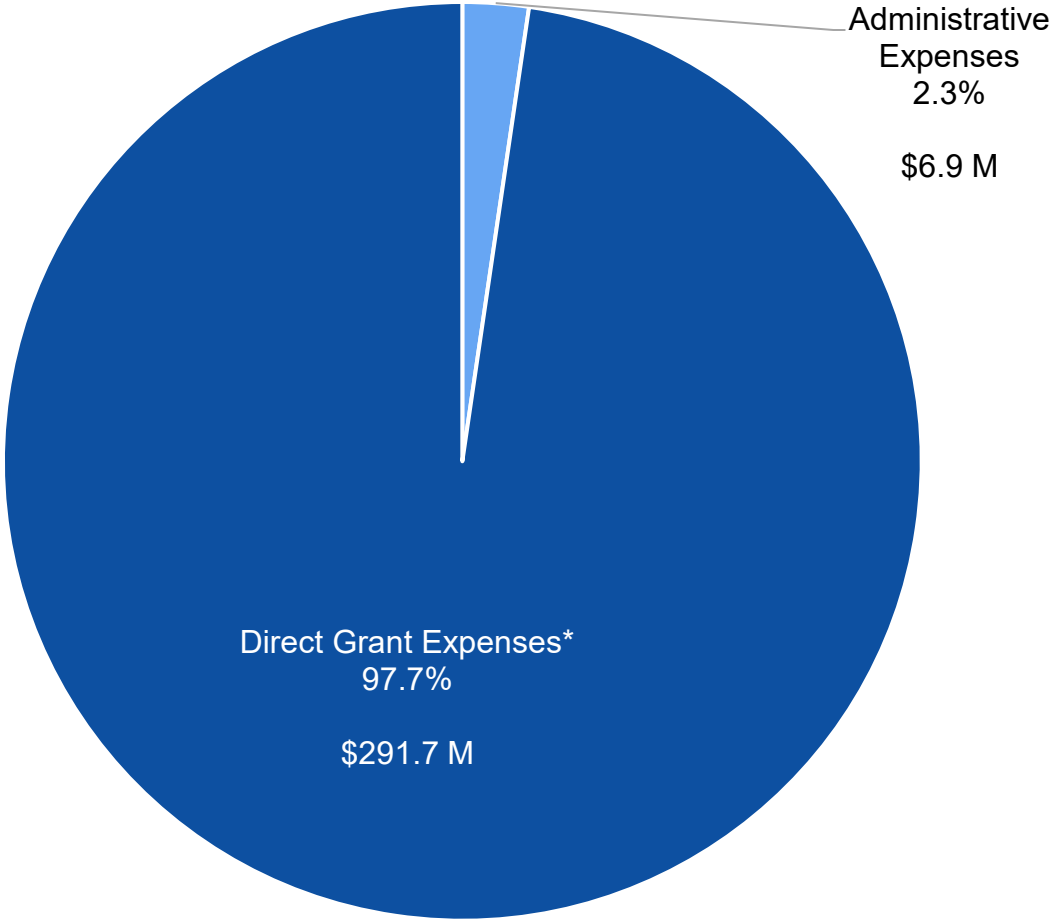
Top 5 Vendors

Vendor	Expenses	Department(s)	Expense Summary
Guidehouse LLP	\$6,937,627	Office of the Chief Financial Officer	COVID-19 financial response consulting services
CBM Premier Management LLC	\$5,605,818	Sheriff's Office	Meal preparation and socially distant delivery for inmates at the jail
Sojournurse, LLC	\$2,341,727	Cook County Health	Supplemental nursing costs
Steiner Security Services, Inc	\$2,155,664	Department of Facilities Management	Guards to conduct thermal screens and enforce elevator capacity limits at County buildings
Vizient Inc	\$1,697,308	Cook County Health	Supplemental nursing costs

CRF Update | Direct Costs

Breakdown of administrative and direct grant expenses within Direct Costs

\$298.6 M Direct Costs Breakdown



Incurred Administrative Expenses	
Vendor	Amount
Guidehouse LLP**	\$6,937,627
Total	\$6,937,627

Direct Grant Expenses	
Vendor	Amount
Multiple	\$291,592,710
Total	\$291,592,710

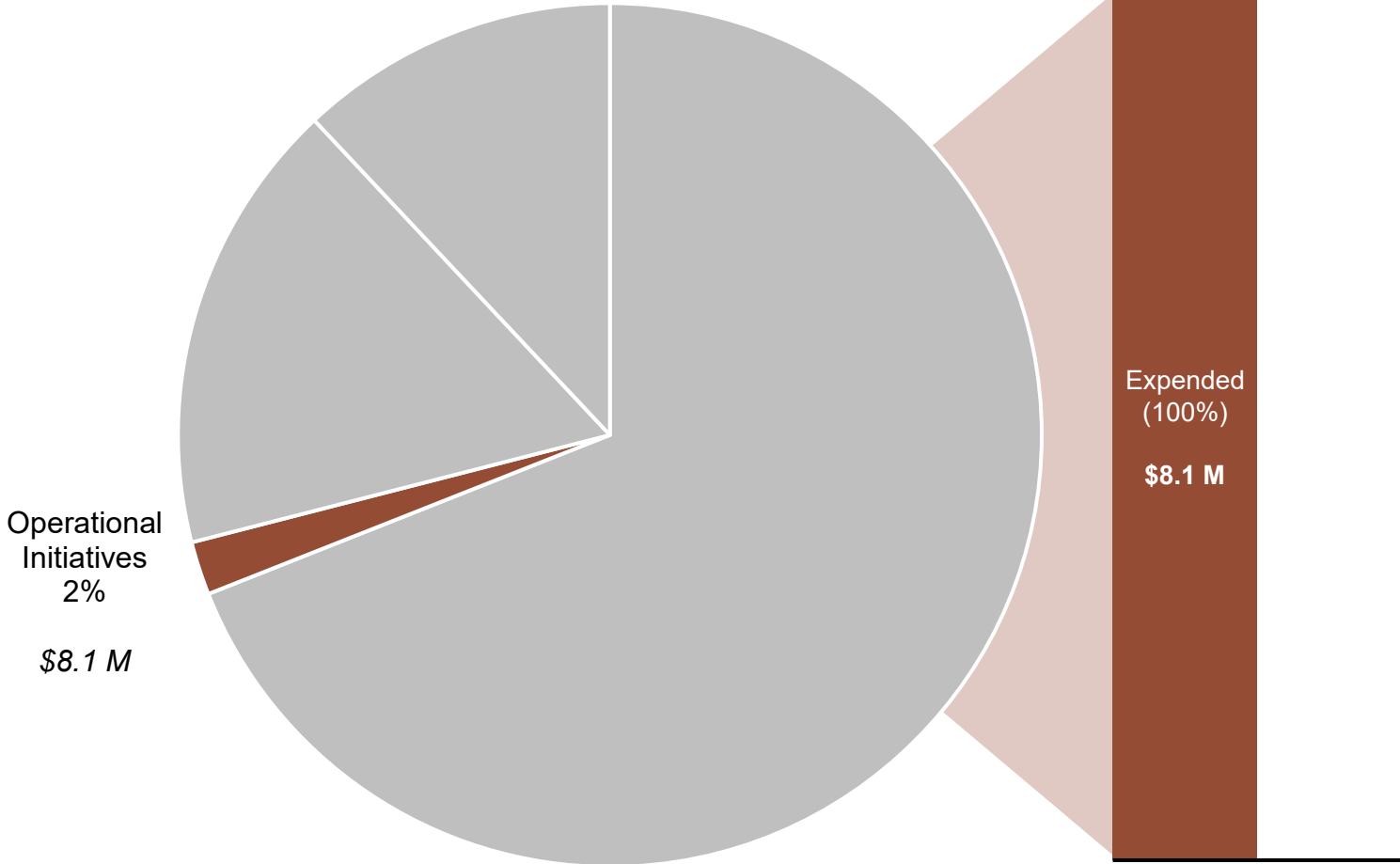
* Direct grant expenses contain a variety of expense types that are directly attributable to COVID-19.

** Guidehouse is currently providing technical assistance for each of the County's COVID-19 financial programs reflected in this report, including CARES Act, FEMA PA (COVID-19, Vaccination, and Safe Opening and Operations), and ARPA.

CRF Update | Operational Initiatives

100 percent of funding for Operational Initiatives has been expended

\$428.6 M Coronavirus Relief Fund (CRF)

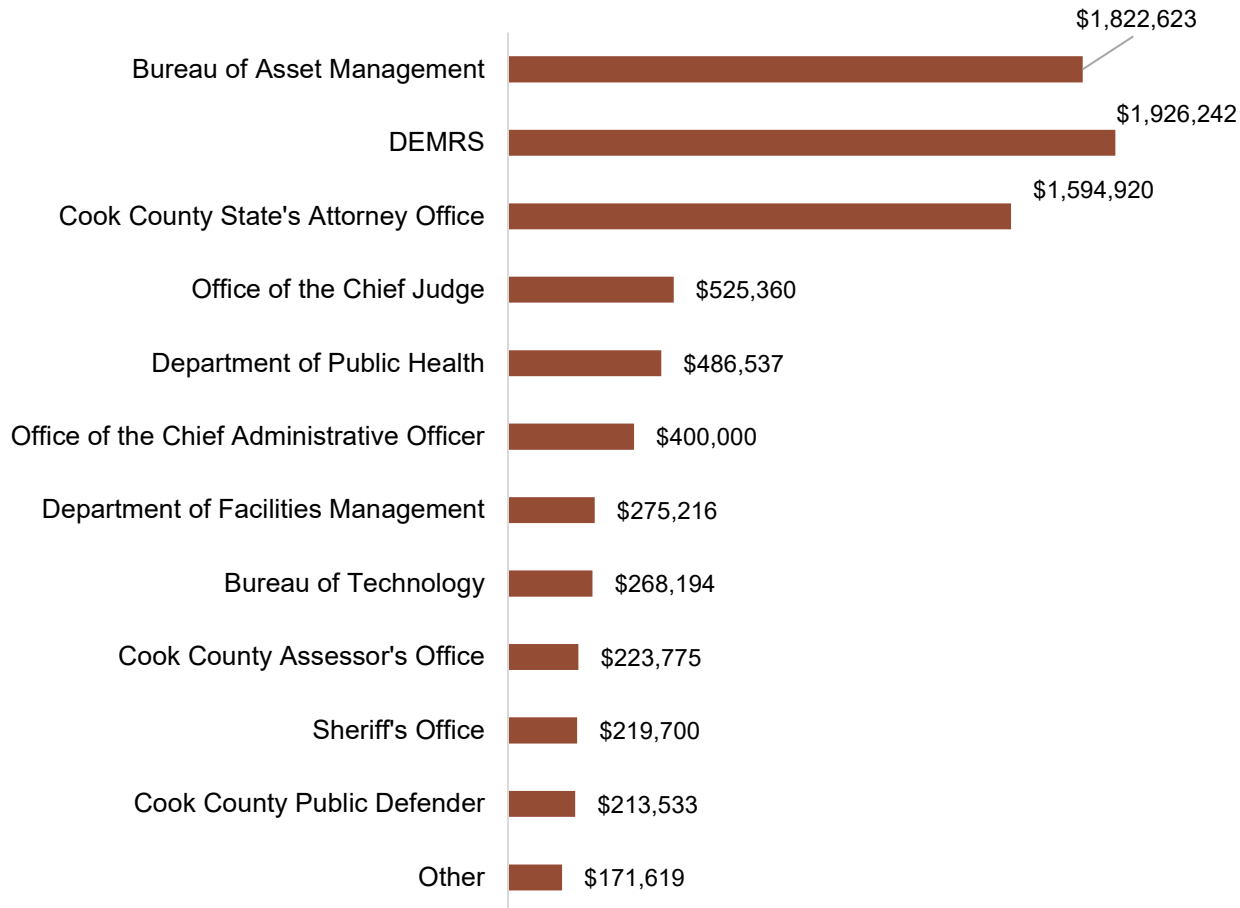


Expended Detail	
Category	Amount
Workspace redesign	\$2,102,989
Telework capabilities	\$3,191,408
Public health initiatives	\$2,833,322
Total	\$8,127,719

CRF Update | Operational Initiatives – Department & Project Detail

Expenses by Department and the Top 5 Projects related to this funding are noted below

Expenses by Department: Operational Initiatives



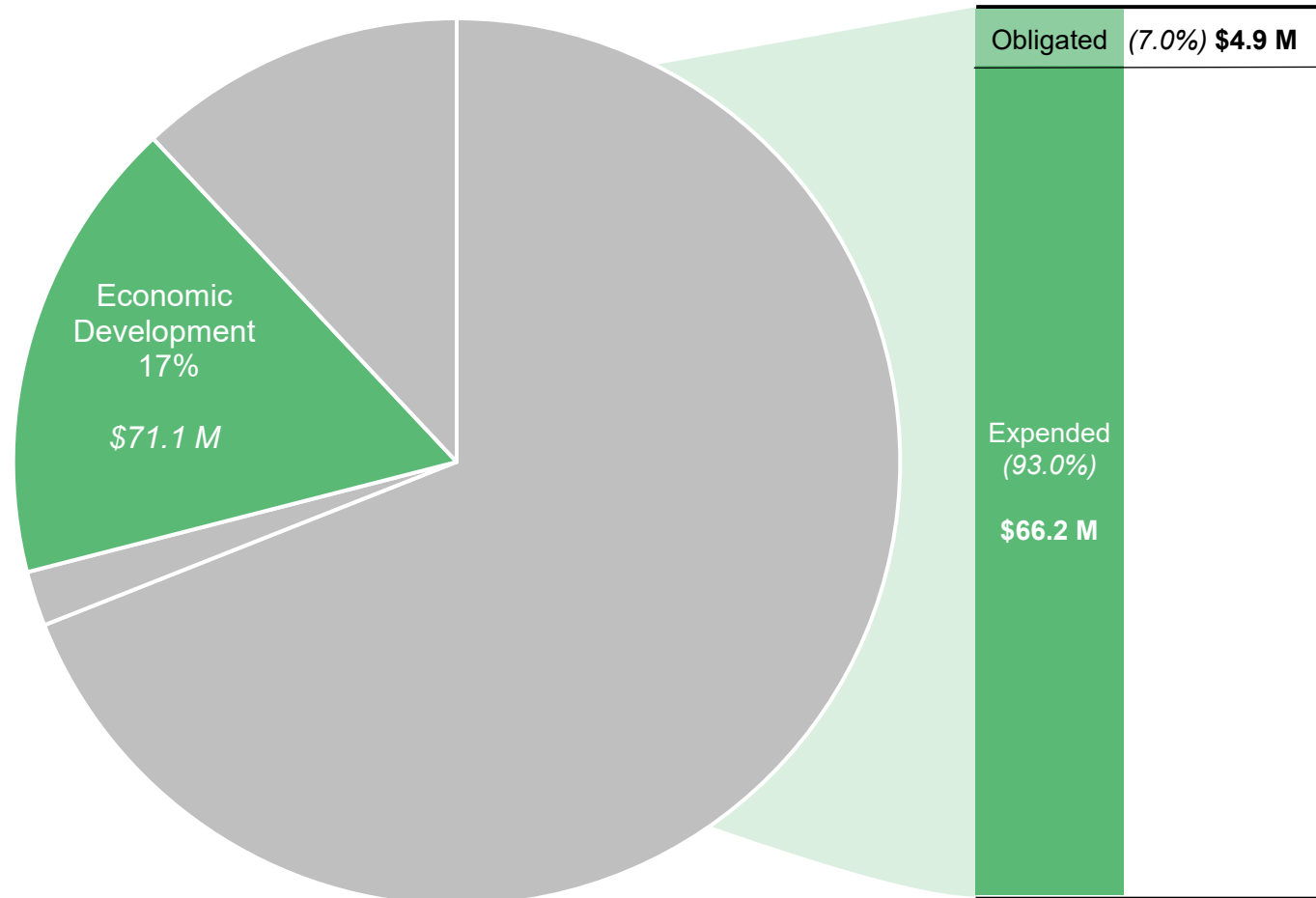
Top 5 Projects

Project	Expenses	Obligation	Department
Countywide Protective Sneeze Guard Installation	\$1,822,623	\$0	Bureau of Asset Management
Teleworking Equipment for Staff Remote Work	\$1,593,585	\$0	Cook County State's Attorney Office
Alternative Housing Initiative	\$781,130	\$0	Department of Emergency Management and Regional Security
Public Health Consulting Support	\$486,537	\$0	Department of Public Health
COVID-19 Public Awareness Campaign	\$400,000	\$0	Chief Administrative Officer

CRF Update | Economic Development

100 percent of funding for Economic Development has been expended or obligated

\$428.6 M Coronavirus Relief Fund (CRF)

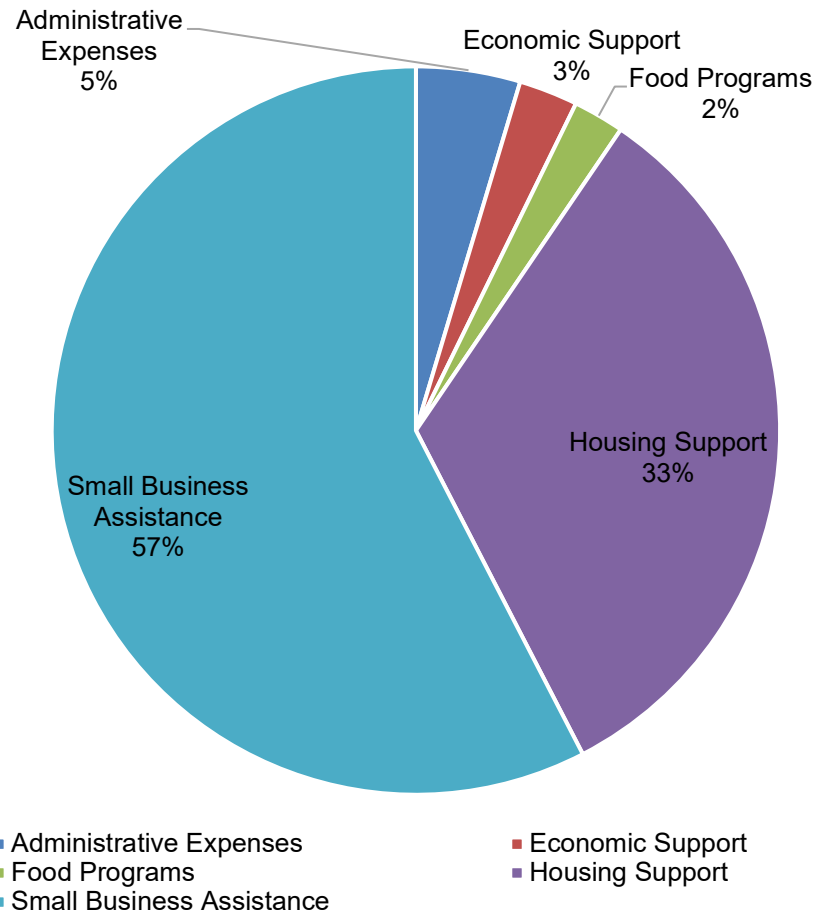


Program	Sub Program	Allocation	Expenditures
Small Business	Small Business Recovery Grant Program	\$21,710,000	\$20,979,910
	The Southland Equitable Recovery Stimulus Program	\$1,375,000	\$1,250,000
	CCCRF Business Loan Forgiveness Program	\$9,000,000	\$9,000,000
Workforce	Recovery Job Training and Placement Program	\$4,000,000	\$4,000,000
Housing	Rental Assistance	\$5,695,611	\$5,695,611
	Mortgage Assistance	\$7,088,242	\$7,088,242
Emergency Social Services	Homeless Shelter Assistance	\$8,542,500	\$6,311,172
	Housing Stability Assistance	\$3,427,000	\$1,749,582
	Food Security Assistance	\$1,250,000	\$1,040,401
	Resident Cash Assistance	\$8,639,103	\$8,639,103
Marketing	Marketing Expenses for Programs	\$164,062	\$164,062
Forest Preserve	Forest Preserve Experience	\$253,290	\$253,290

CRF Update | Economic Development

Breakdown of administrative expenses within Economic Development Programs

Economic Development Expense Breakdown



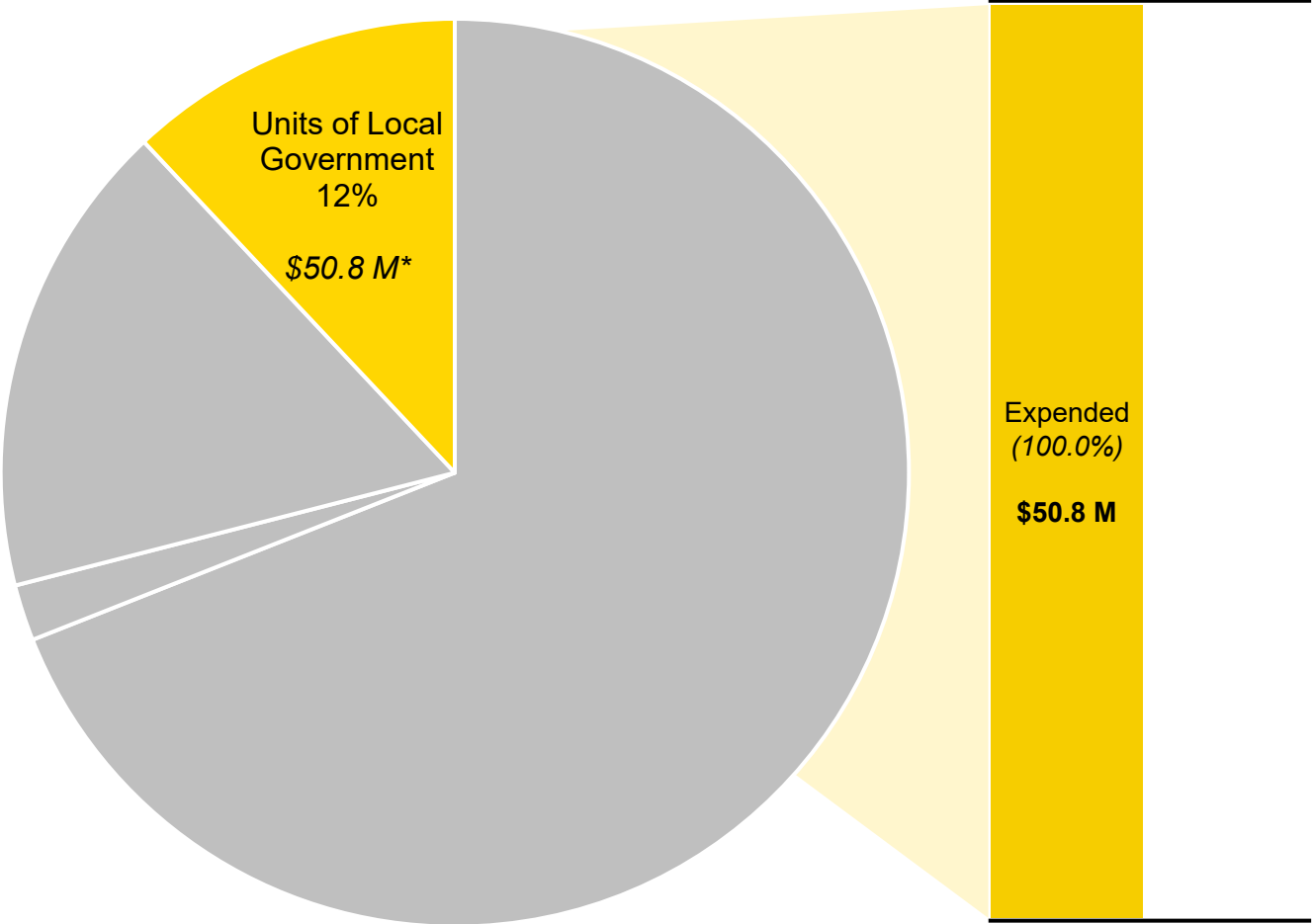
Program	Sub Program	Partner(s)	Administrative Expense Total*
Small Business	Small Business Recovery Grant Program	Chicago Community Trust	\$972,568
	The Southland Equitable Recovery Stimulus Program	Southland Development Authority	\$350,222
	CCCRF Business Loan Forgiveness Program	Chicago Community Loan Fund	\$0
Workforce	Recovery Job Training and Placement Program	The Chicago Cook Workforce Partnership	\$405,750
Housing	Rental Assistance	Housing Authority of Cook County	TBD
	Mortgage Assistance	Housing Authority of Cook County	TBD
Emergency Social Services	Homeless Shelter Assistance	Beds Plus Care, Inc.	\$30,813
		Connections For The Homeless	\$161,547
		Housing Forward	\$340,102
		Journeys From PADS To Hope	TBD
		Respond Now, Inc.	TBD
	South Suburban PADS	\$35,533	
Housing Stability Assistance	The Chicago Bar Foundation	\$25,337	
	Comm & Economic Development Assoc Of Cook County Inc (CEDA)	\$0	
	South Suburban Housing Center	\$0	
Food Security Assistance	Greater Chicago Food Depository	\$67,380	
Resident Cash Assistance	Family Independent Initiative	TBD	
Marketing	Marketing Expenses for Programs	Metaphrasis Language & Cultural Solutions, LLC	\$16,287
		Neiger Design Inc.	\$149,669

* TBD indicates administrative costs not yet reported in financial reports from the partner.

CRF Update | Units of Local Government

100 percent of funding for Units of Local Government has been expended

\$428.6 M Coronavirus Relief Fund (CRF)

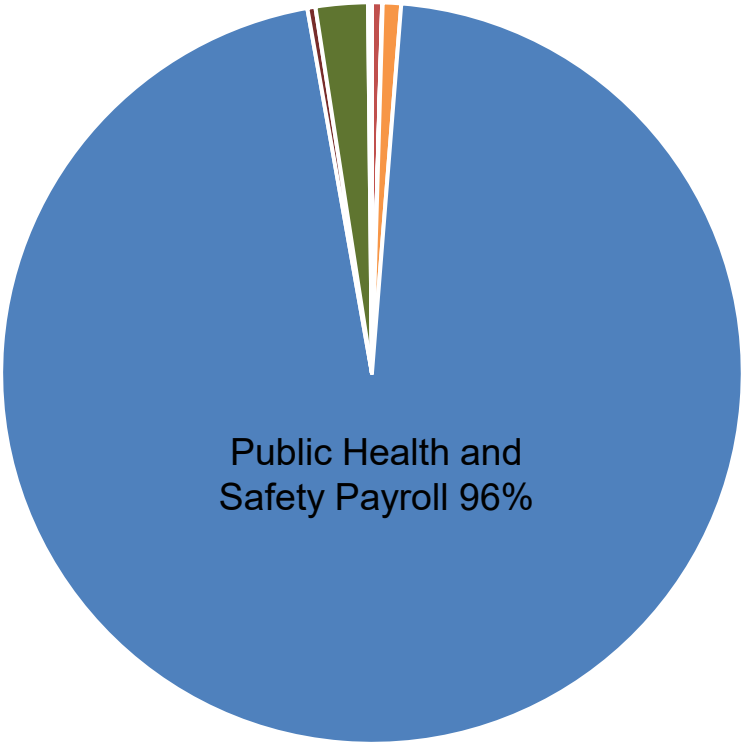


Application Status					
Unit of Government	Approved	Incomplete	Ineligible	Pending	Total
Suburban Municipalities	257	0	4	0	261
Townships	17	0	1	0	18
Fire Protection Districts	17	0	4	0	21
Library Districts	59	0	2	0	61
Park Districts	63	0	0	0	63
Water Reclamation, Forest Preserve	2	0	0	0	2

CRF Update | Units of Local Government – Expenditures by Category

Expense breakdown of reviewed applications

Total Incurred Expenses



Expenses Totaling ~4% of Total Incurred Expenses	
Expense Type	Percent of Total Expenses
Administrative Expenses	<0.01%
Non-Public Health Payroll	0.45%
COVID Testing	<0.01%
Distance Learning	0.01%
Food Programs	<0.01%
Telework	0.80%
PPE	0.35%
Public Health Expenses	2.29%
Other Related Expenses	0.11%



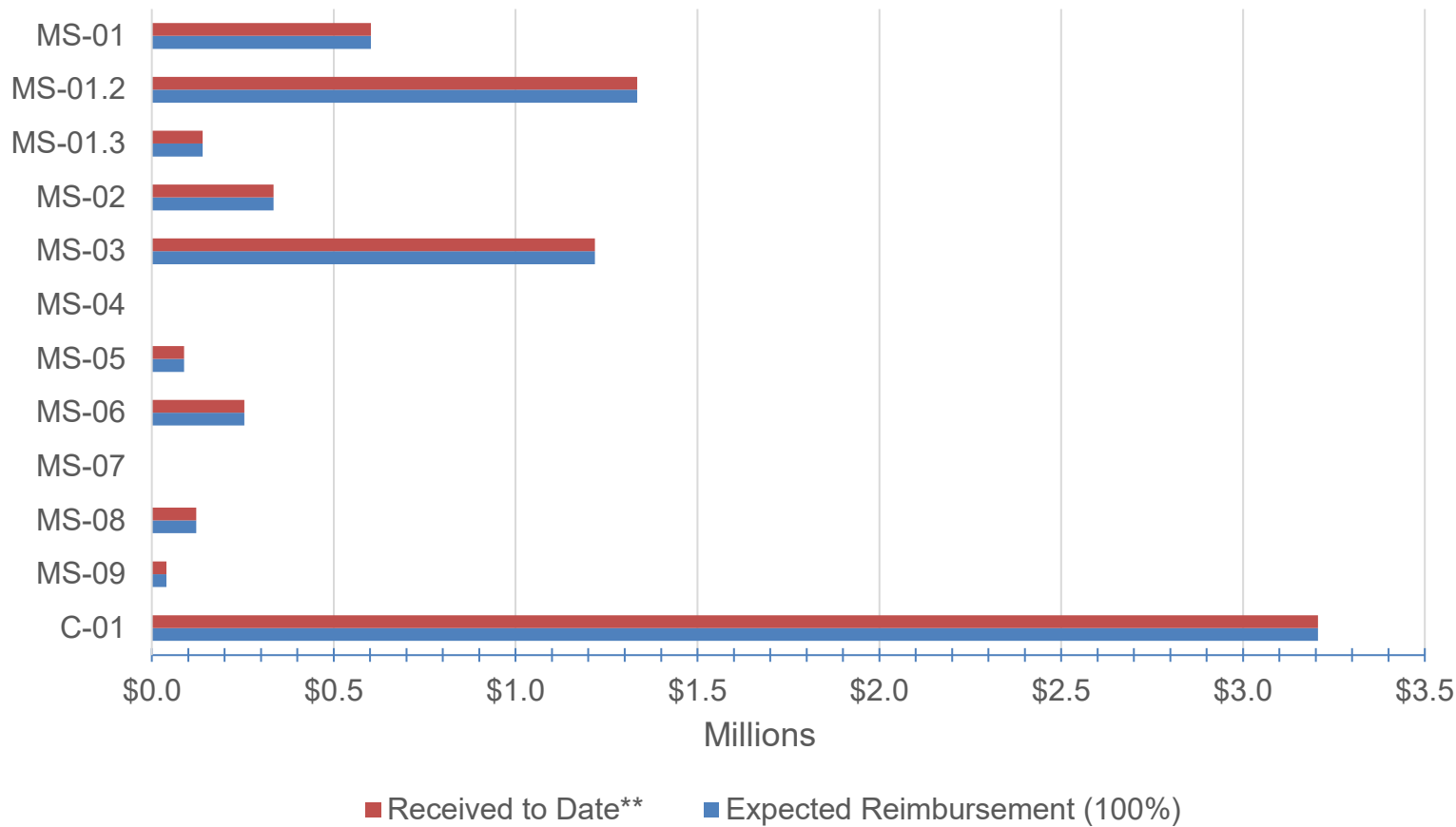
FEMA PA Funding

Federal Emergency Management
Agency Public Assistance Grant

\$153,264,046.18

FEMA Update for FY2020 Non-Personnel Expenditures*

FY2020 non-personnel FEMA submissions and reimbursements through October 14, 2021 total \$7,338,734



Project Worksheet (PW) and Department	
PW	Department
MS-01	County-wide Public Safety PPE
MS-01.2	Medical Examiner
MS-01.3	DEMRS
MS-02	CCH - Pharmaceuticals
MS-03	CCH - PPE
MS-04	Department of Facility Management***
MS-05	CCH - Supplies
MS-06	Corrections & Law Enforcement
MS-07	All Other Departments****
MS-08	CCH- Community Based Testing
MS-09	CCH - Extra Transactions
C-01	CCH - Patient Services

Project Worksheet Categories: MS = Materials & Supplies; C = Contracts

* Note project worksheets (PW) listed are for reimbursement of non-personnel expenditures incurred in fiscal year 2020. PW value may vary from month-to-month as transactions are added or removed from a PW.

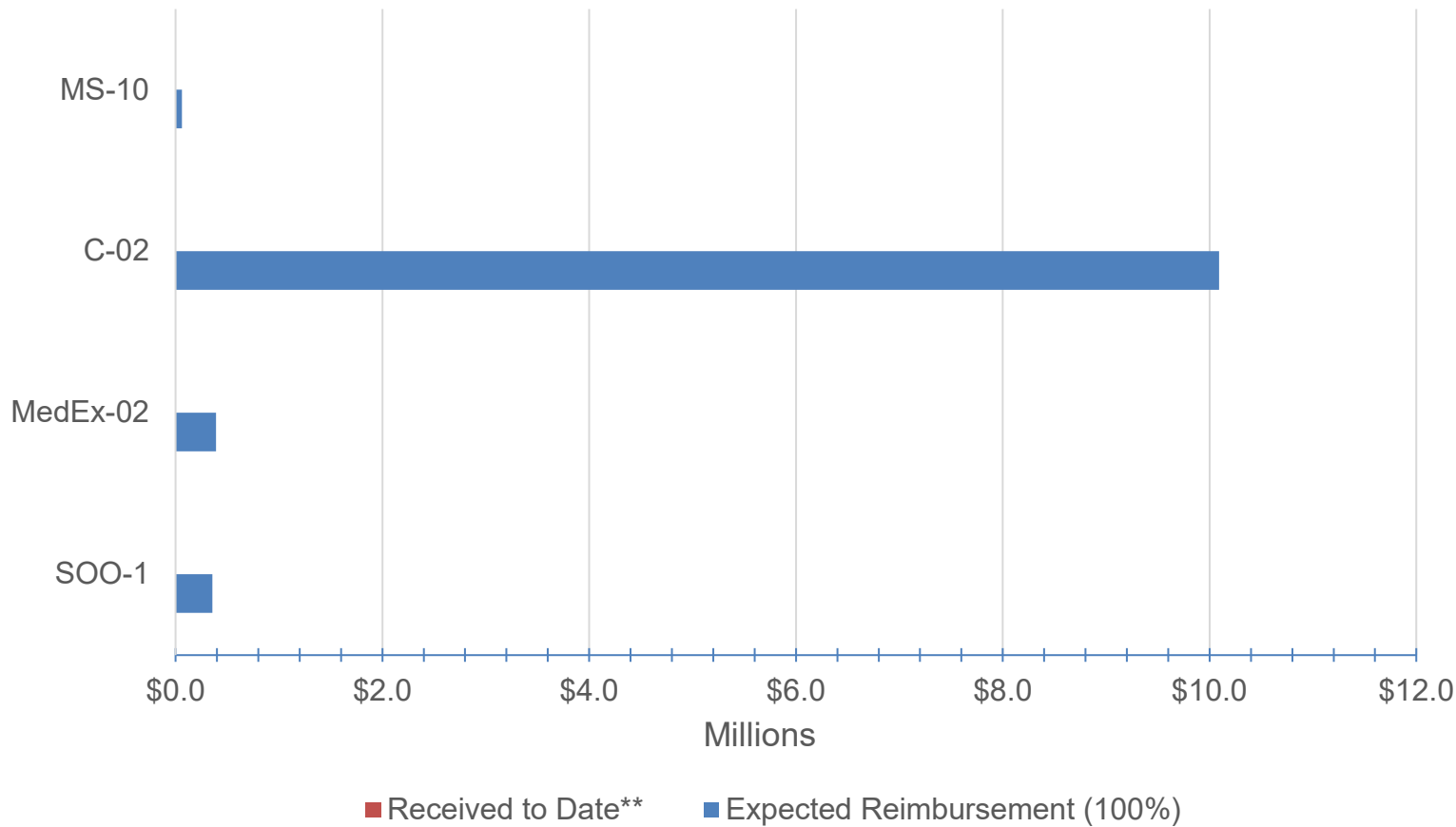
** Per President Biden's Executive Order issued on 2/3/2021, FEMA reimbursement matches were increased to 100%.

*** Expenses submitted under MS-04 were transferred to the CRF grant due to changes in FEMA guidance and in the interest of maximizing funding sources.

**** FEMA issued a Determination Memo on MS-07- All Other Departments deeming the PW costs ineligible due to FEMA viewing the costs as increased operating costs. The costs contained in this PW are eligible for CRF and were transferred to the CRF grant.

FEMA Update for FY2021 Non-Personnel Expenditures*

FY2021 non-personnel FEMA submissions through October 14, 2021 total \$10,901,749



Project Worksheet (PW) and Department	
PW	Department
MS-10	CCH - Pharmaceuticals
C-02	Contract Nurses (non-vaccination)
MedEx-02	Medical Examiner
SOO-1	Safe Opening and Operations

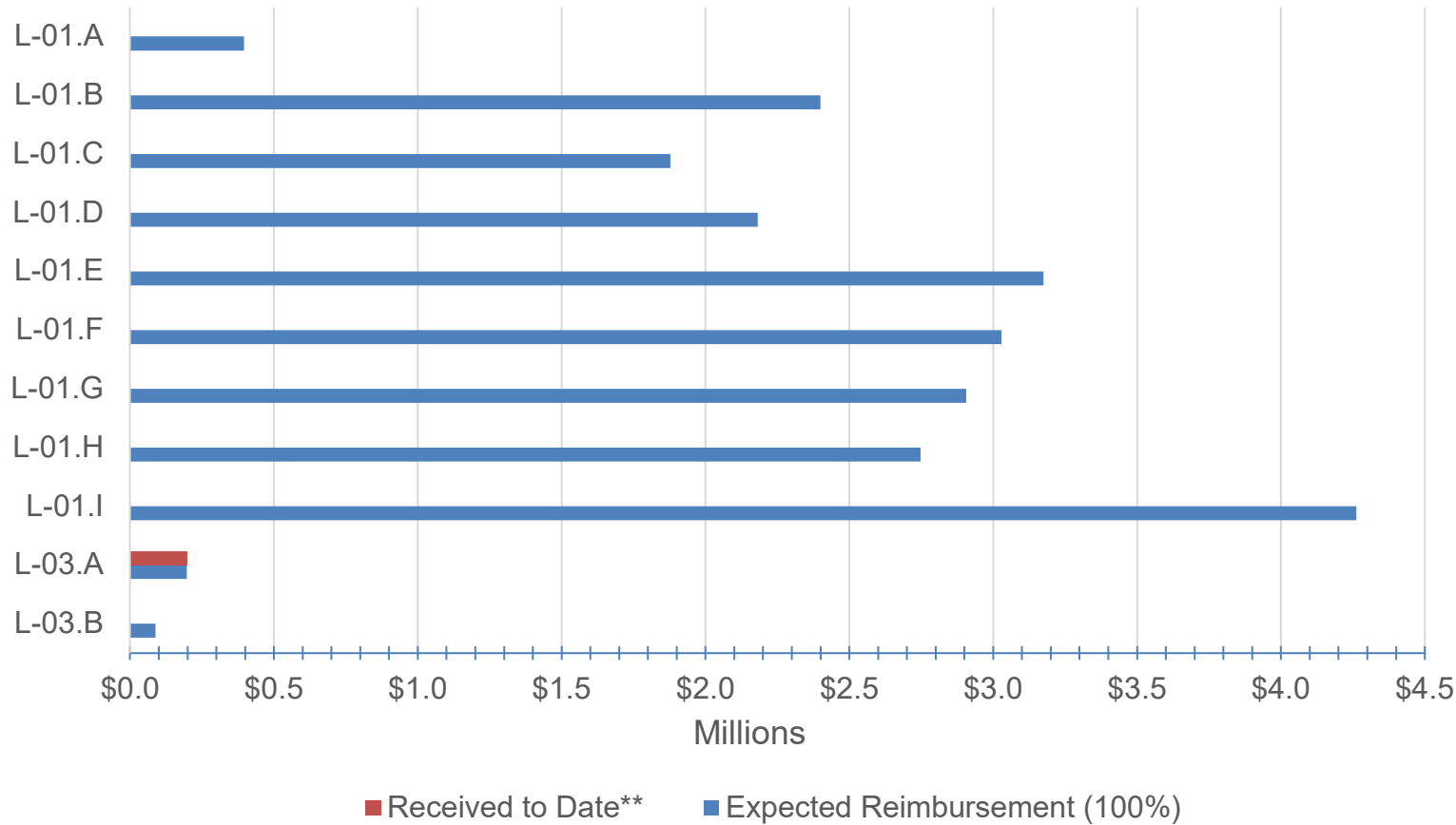
Project Worksheet Categories: MS = Materials & Supplies; C = Contracts

* Note project worksheets (PW) listed are for reimbursement of non-personnel expenditures incurred in fiscal year 2021. PW value may vary from month-to-month as transactions are added or removed from a PW.

** Per President Biden's Executive Order issued on 2/3/2021, FEMA reimbursement matches were increased to 100%.

FEMA Update for FY2020 Public Safety Personnel Expenditures*

FY2020 Public Safety personnel FEMA submissions and reimbursements through October 14, 2021 total \$23,259,385 and \$197,436, respectively



Project Worksheet (PW) and Department	
PW	Department
L-01.A	Sheriff Labor – March 2020
L-01.B	Sheriff Labor – April 2020
L-01.C	Sheriff Labor – May 2020
L-01.D	Sheriff Labor – June 2020
L-01.E	Sheriff Labor – July 2020
L-01.F	Sheriff Labor – August 2020
L-01.G	Sheriff Labor – September 2020
L-01.H	Sheriff Labor – October 2020
L-01.I	Sheriff Labor – November 2020
L-03.A	Medical Examiner Labor – March-June 2020
L-03.B	Medical Examiner Labor – July-November 2020

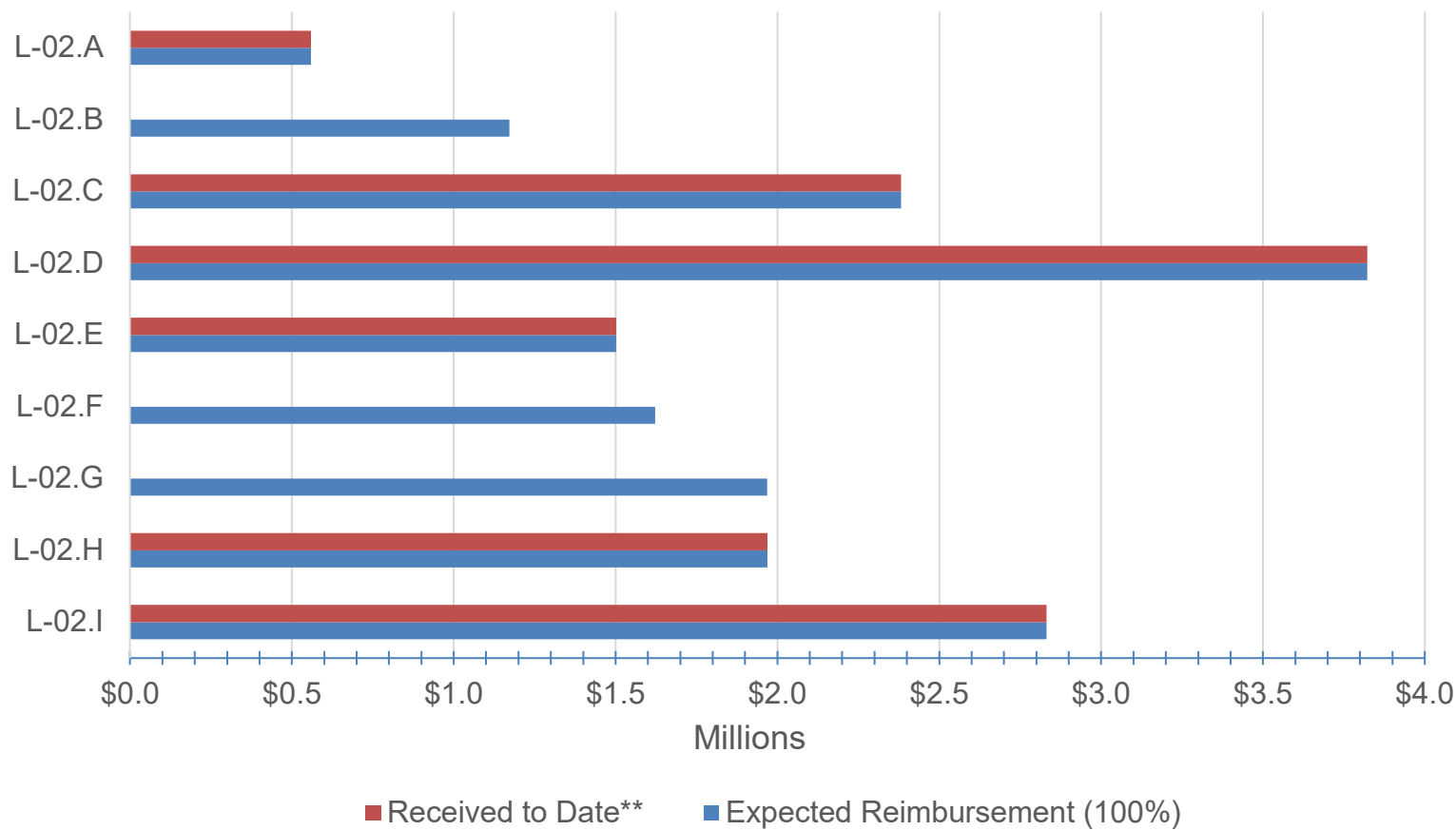
Project Worksheet Category: L = Overtime Personnel Costs

* Note project worksheets (PW) listed are for reimbursement of personnel expenditures incurred in fiscal year 2020. PW value may vary from month-to-month as transactions are added or removed from a PW.

** Per President Biden's Executive Order issued on 2/3/2021, FEMA reimbursement matches were increased to 100%.

FEMA Update for FY2020 Public Health Personnel Expenditures*

FY2020 Public Health personnel FEMA submissions and reimbursements through October 14, 2021 total \$17,829,276 and \$13,065,842, respectively



Project Worksheet (PW) and Department	
PW	Department
L-02.A	Cook County Health Labor – March 2020
L-02.B	Cook County Health Labor – April 2020
L-02.C	Cook County Health Labor – May 2020
L-02.D	Cook County Health Labor – June 2020
L-02.E	Cook County Health Labor – July 2020
L-02.F	Cook County Health Labor – August 2020
L-02.G	Cook County Health Labor – September 2020
L-02.H	Cook County Health Labor – October 2020
L-02.I	Cook County Health Labor – November 2020

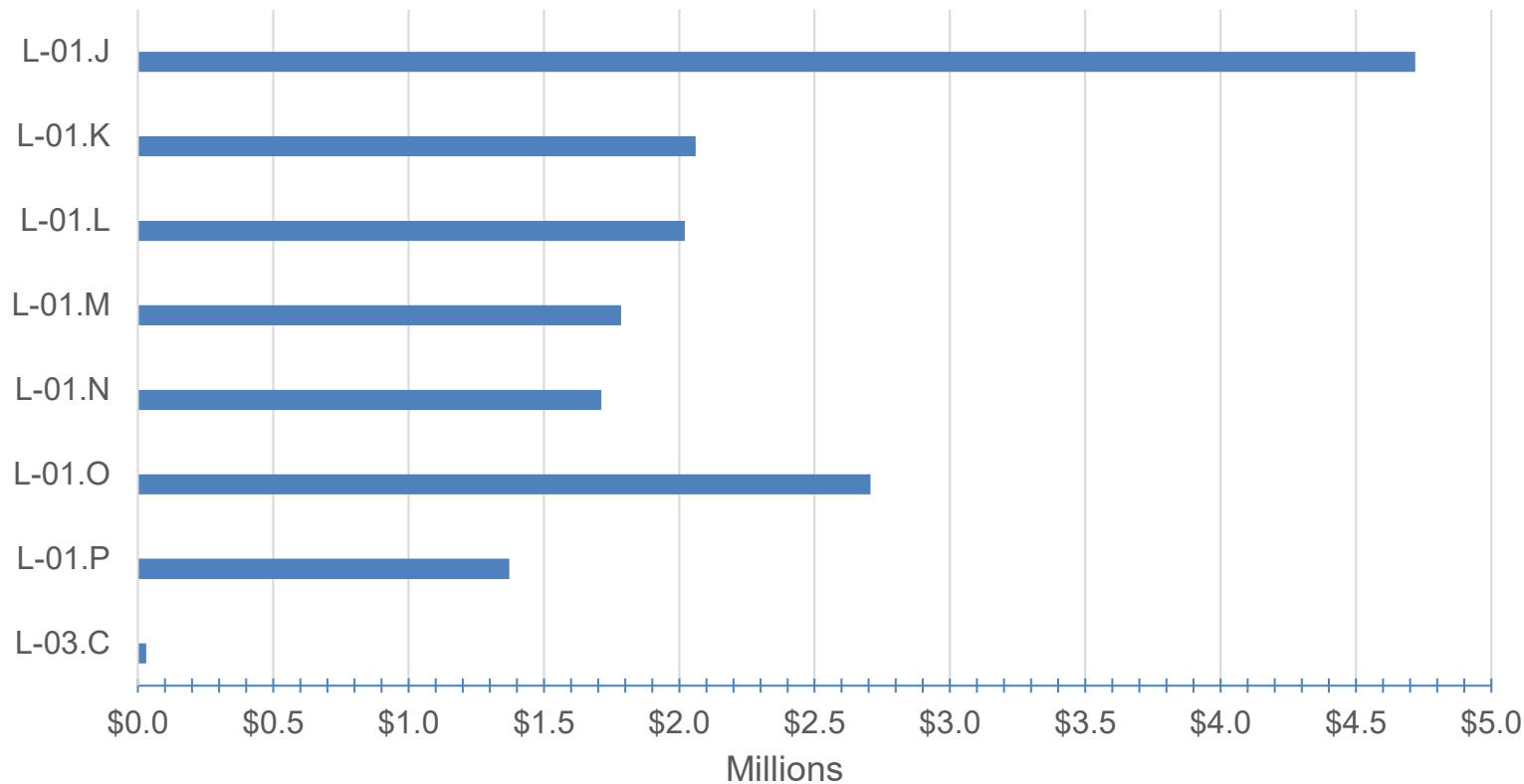
Project Worksheet Category: L = Overtime Personnel Costs

* Note project worksheets (PW) listed are for reimbursement of personnel expenditures incurred in fiscal year 2020. PW value may vary from month-to-month as transactions are added or removed from a PW.

** Per President Biden's Executive Order issued on 2/3/2021, FEMA reimbursement matches were increased to 100%.

FEMA Update for FY2021 Public Safety Personnel Expenditures*

FY2021 Public Safety personnel FEMA submissions through October 14, 2021 total \$16,405,737



Project Worksheet (PW) and Department	
PW	Department
L-01.J	Sheriff Labor – December 2020 - January 2021
L-01.K	Sheriff Labor – February 2021
L-01.L	Sheriff Labor – March 2021
L-01.M	Sheriff Labor – April 2021
L-01.N	Sheriff Labor – May 2021
L-01.O	Sheriff Labor – June 2021
L-01.P	Sheriff Labor – July 2021
L-03.C	Medical Examiner – December-March

Received to Date** Expected Reimbursement (100%)

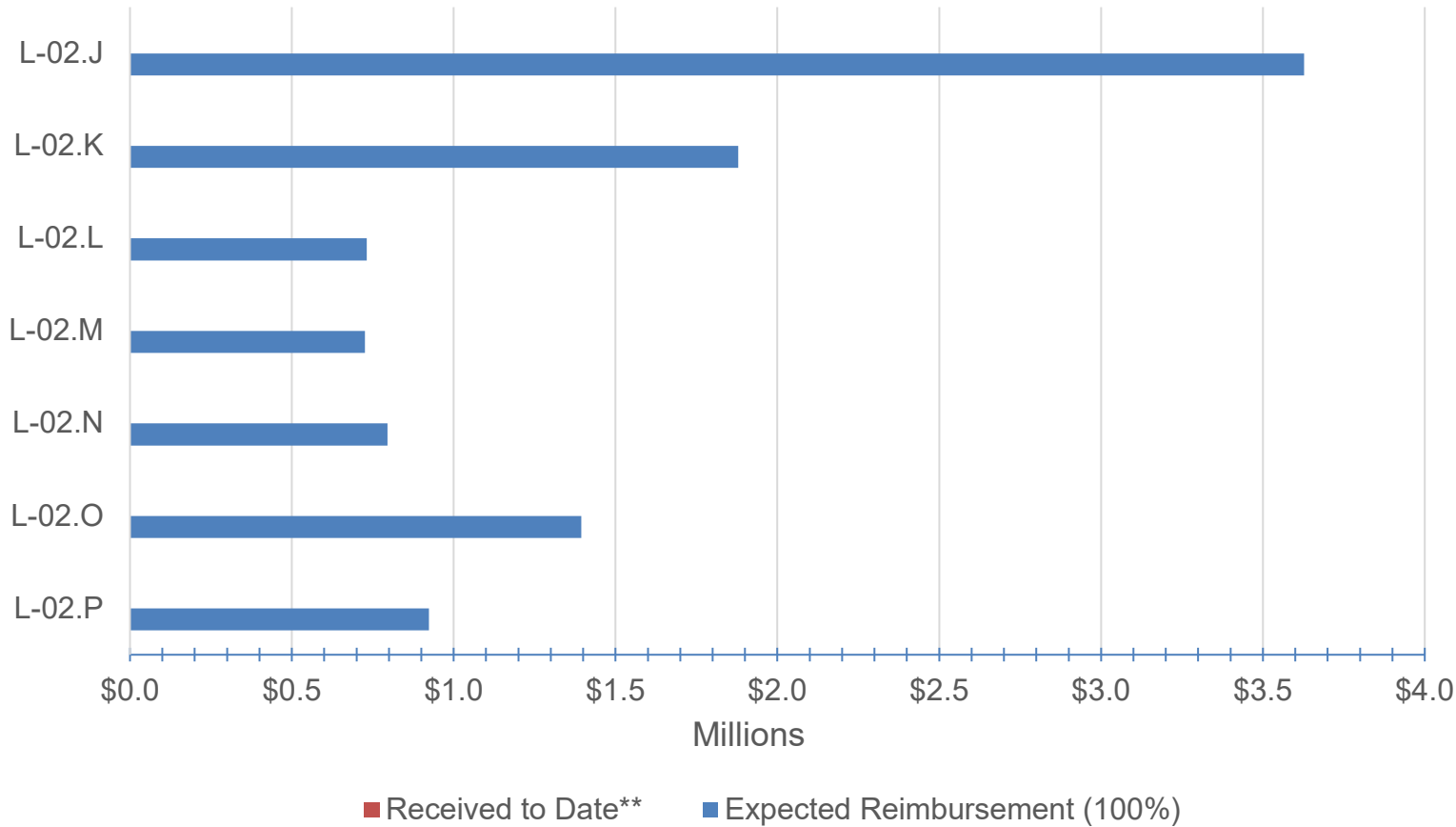
Project Worksheet Category: L = Overtime Personnel Costs

* Note project worksheets (PW) listed are for reimbursement of personnel expenditures incurred in fiscal year 2021. PW value may vary from month-to-month as transactions are added or removed from a PW.

** Per President Biden's Executive Order issued on 2/3/2021, FEMA reimbursement matches were increased to 100%.

FEMA Update for FY2021 Public Health Personnel Expenditures*

FY2021 Public Health personnel FEMA submissions through October 14, 2021 total \$10,076,892



Project Worksheet (PW) and Department	
PW	Department
L-02.J	Cook County Health Labor – December-January
L-02.K	Cook County Health Labor – February 2021
L-02.L	Cook County Health Labor – March 2021
L-02.M	Cook County Health Labor – April 2021
L-02.N	Cook County Health Labor – May 2021
L-02.O	Cook County Health Labor – June 2021

Project Worksheet Category: L = Overtime Personnel Costs

* Note project worksheets (PW) listed are for reimbursement of personnel expenditures incurred in fiscal year 2021. PW value may vary from month-to-month as transactions are added or removed from a PW.

** Per President Biden's Executive Order issued on 2/3/2021, FEMA reimbursement matches were increased to 100%.

FEMA Update for FY2021 Vaccine Expenditures

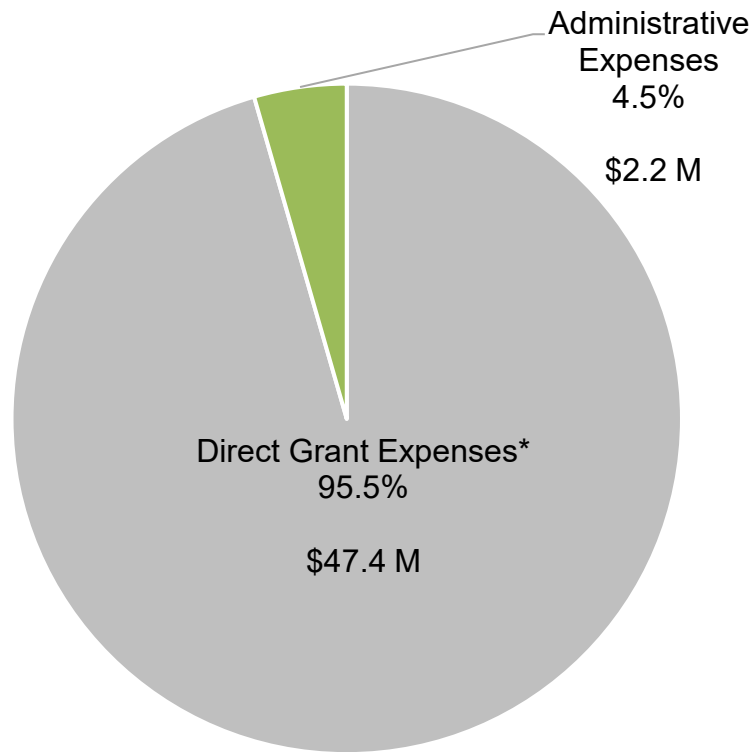
FY2021 Expedited Vaccination PW submitted and obligated in February 2021

Project Worksheet	Department(s)	Project Value (100%)	Current Obligation (50%)	Submitted to FEMA	Approval Status	YTD Spend
V-01	Vaccination	\$99,259,603	\$49,629,802	Yes	Advanced	\$39,308,250
		\$99,259,603	\$49,629,802			

FEMA Update for FY2021 Vaccine Expenditures

Breakdown of administrative and direct grant expenses within V-01 current obligation amount of \$49.6 M

\$49.6 M V-01 Breakdown



Incurred Administrative Expenses	
Vendor	Amount
Slalom Consulting LLC	\$2,213,174
Total	\$2,213,174

Direct Grant Expenses	
Vendor	Amount
Multiple	\$47,416,628
Total	\$47,416,628

* Direct grant expenses contain a variety of expense types that are directly attributable to COVID-19 vaccination efforts.



ERA 1 Funding

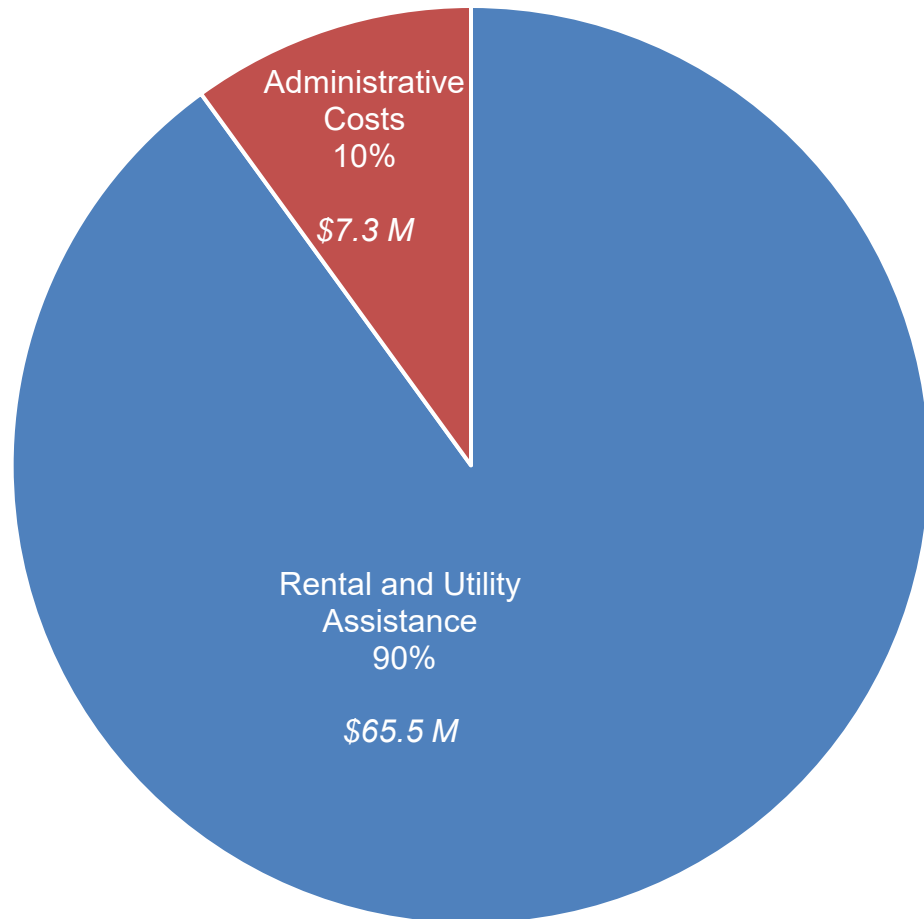
US Department of Treasury
Emergency Rental Assistance Program

\$72,808,624.10

Emergency Rental Assistance Program 1

Cook County received more than 25,000 applications with 21,465 complete and reviewable applications being processed by the Housing Authority of Cook County (HACC)

\$72.8 M Emergency Rental Assistance Program (ERA)

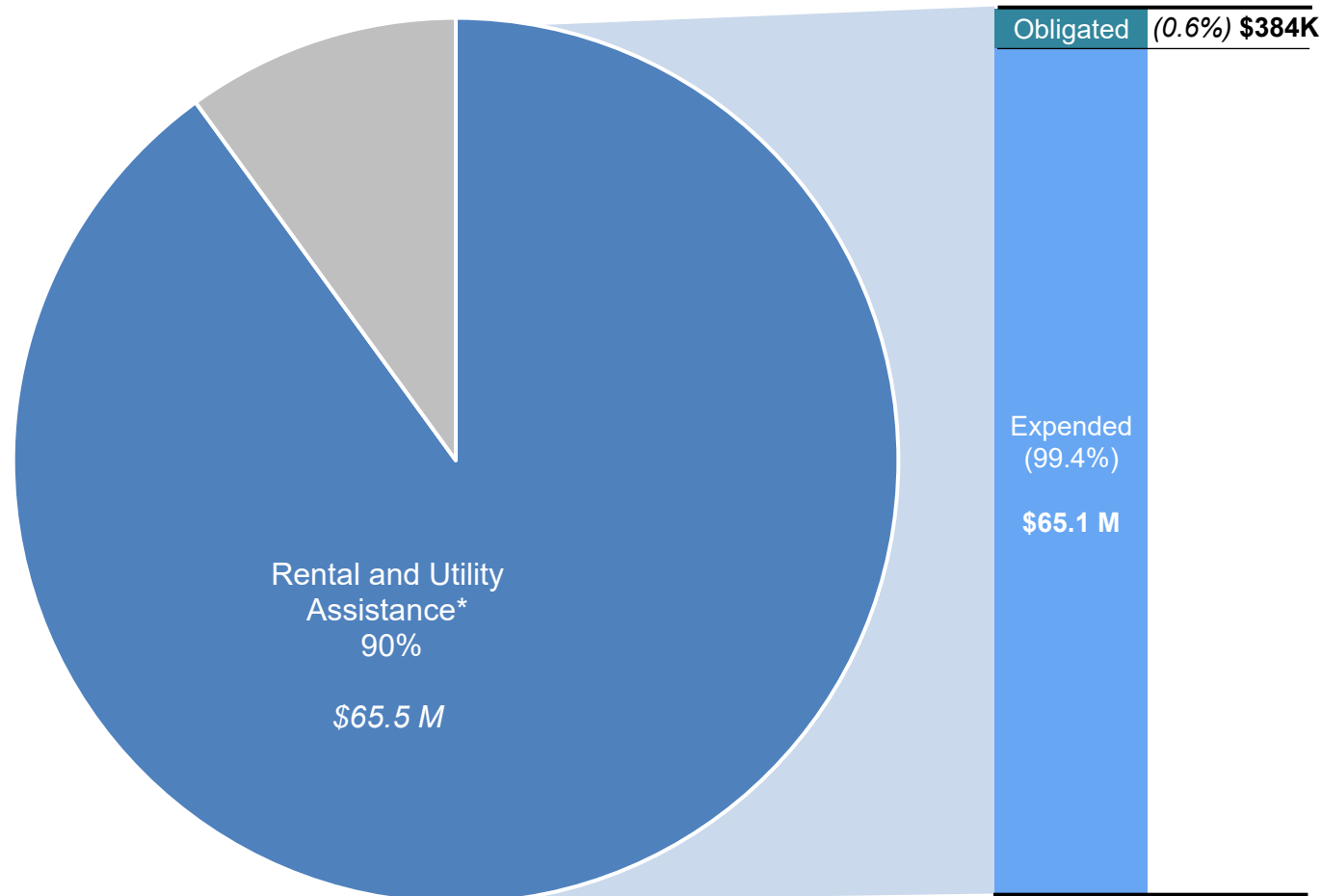


Component	Eligible Expenses
Rental and Utility Assistance	<ul style="list-style-type: none">• Rent• Rental arrears• Utility and home energy costs• Utility and home energy arrears
Administrative Costs	<ul style="list-style-type: none">• Housing stability services• Administration of funds

Emergency Rental Assistance Program 1

Breakdown of direct rental and utility assistance provided to ERA 1 applicants

\$72.8 M Emergency Rental Assistance Program (ERA)



Obligated Detail	
Category	Amount
Total Approved Rent and Utility	\$383,979
Total	\$383,979

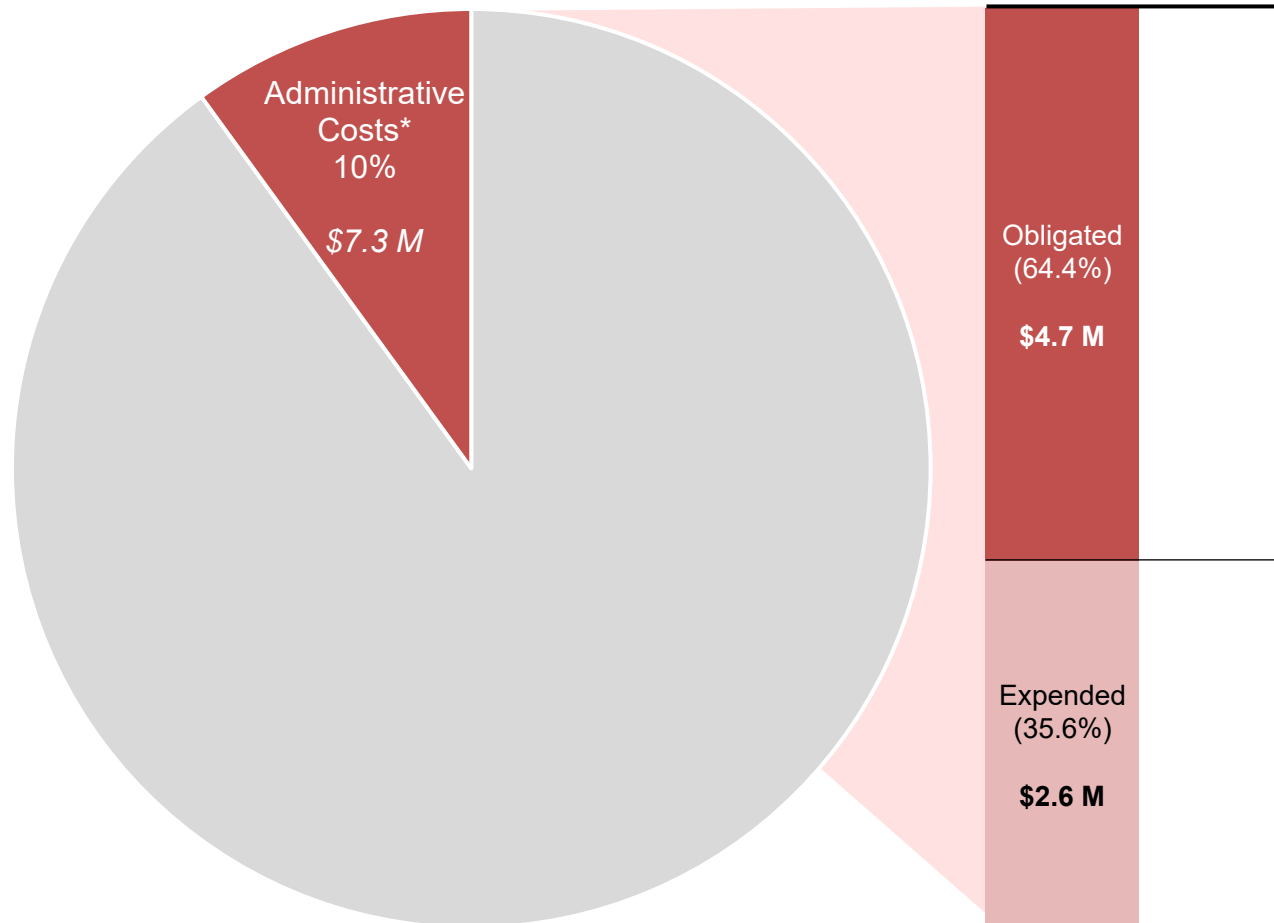
Expended Detail	
Category	Amount
Total Funded Rent and Utility	\$65,143,782
Total	\$65,143,782

* Treasury requires at least 90% of the total award be used to provide rent and utility financial assistance.

Emergency Rental Assistance Program 1

Breakdown of administrative costs and obligated expenses within ERA 1 program

\$72.8 M Emergency Rental Assistance Program (ERA)



Obligated Detail	
Category	Amount
Marketing and Outreach	\$107,620
Project Management & Design	\$1,238,795
Community Partnerships	\$1,545,332
Operations & Logistics - HACC	\$1,799,713
Total	\$4,691,460

Expended Detail	
Category	Amount
Marketing and Outreach	\$34,102
Project Management & Design**	\$597,777
Community Partnerships	\$515,080
Operations & Logistics - HACC	\$1,442,444
Total	\$2,589,403

* Treasury requires that no more than 10% of the total award be used for administrative costs and that no more than 10% of the total award be used for housing stability services.

** Project Management & Design consists of incurred expenses for Guidehouse who is currently providing technical assistance for ERA. An additional extension of the Guidehouse contract was approved by the Board (Item 21-4947) during the September 23, 2021 Board meeting.



ERA 2 Funding

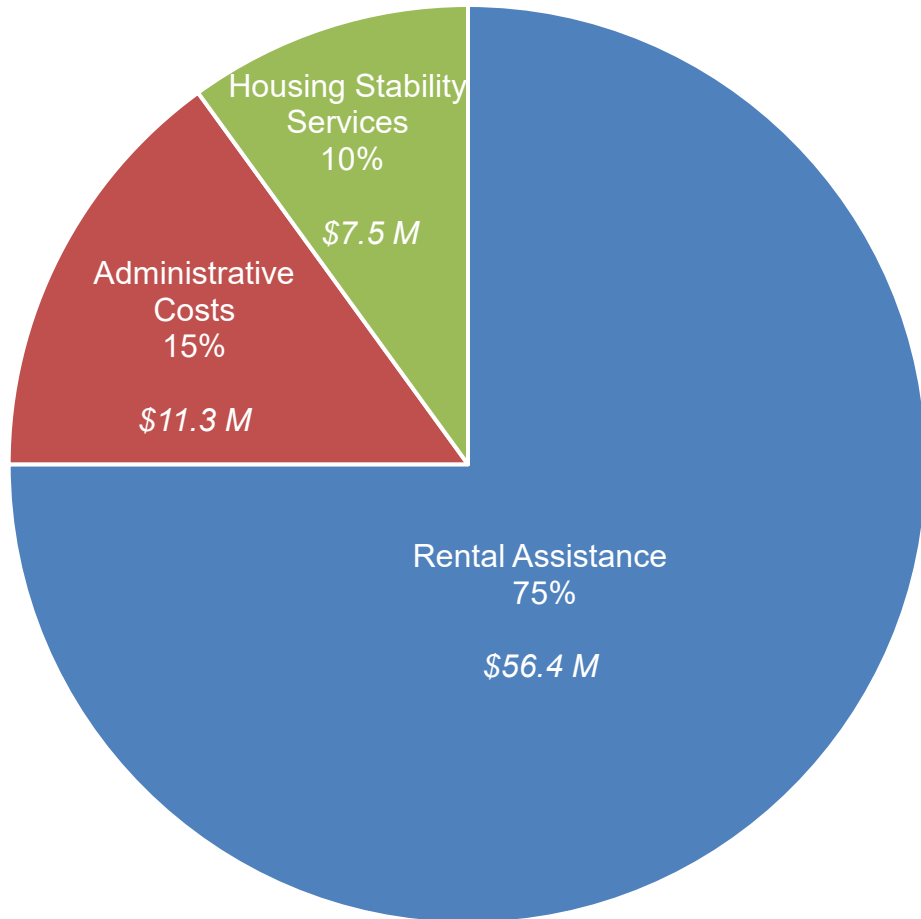
US Department of Treasury
Emergency Rental Assistance 2 Program

Total Allocation: \$75,174,936.50

Emergency Rental Assistance 2 Program

Breakdown of how ERA 2 allocation can be spent under Treasury guidance*

\$75.2 M Emergency Rental Assistance 2 (ERA 2)



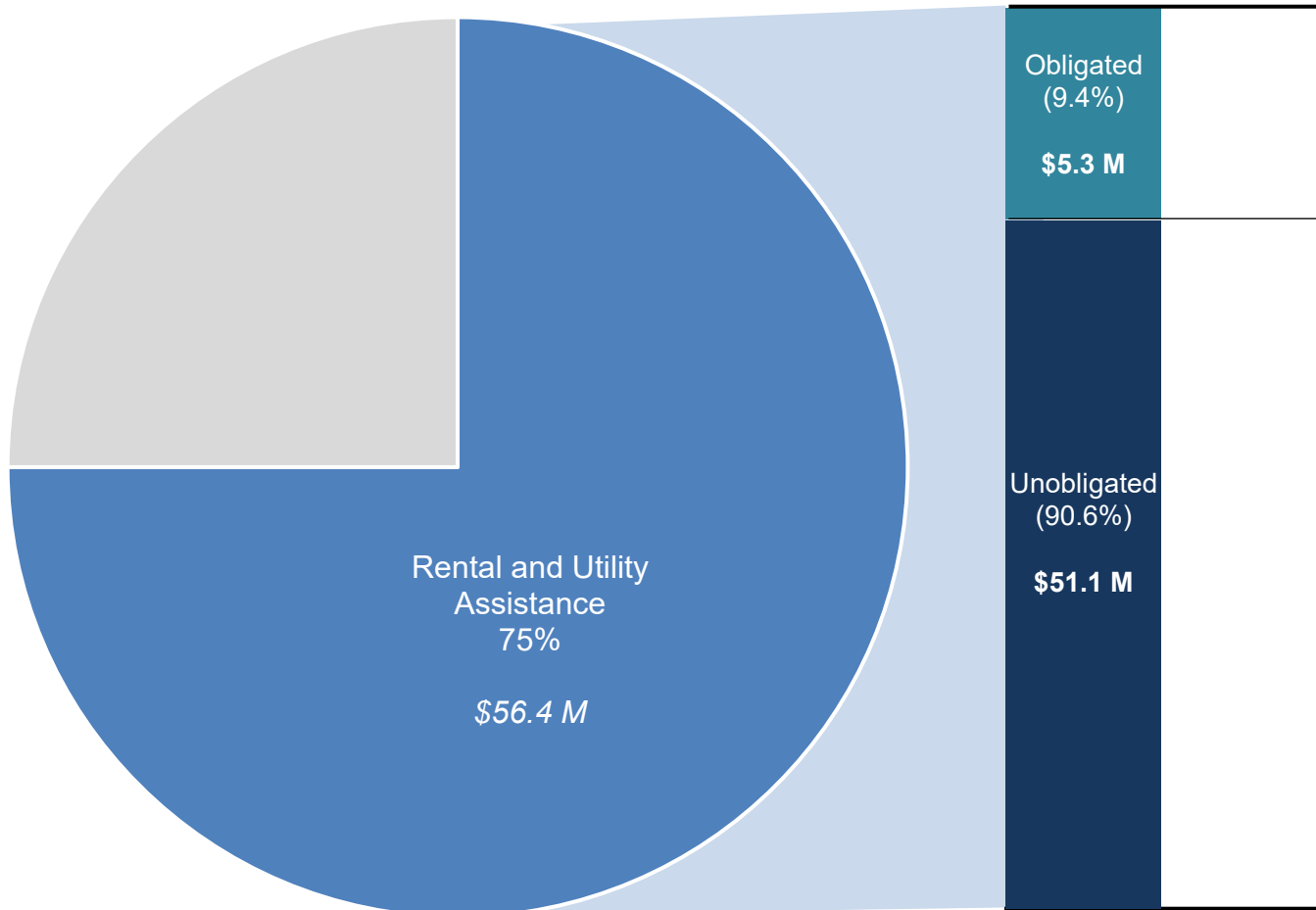
Component	Eligible Expenses
Rental Assistance	<ul style="list-style-type: none"> • Rent • Rental arrears • Utility and home energy costs • Utility and home energy arrears
Administrative Costs	<ul style="list-style-type: none"> • Administration of funds
Housing Stability Services	<ul style="list-style-type: none"> • Related support services for residents

*Cook County was allocated \$75,174,936.50 under ERA 2 including the Base Allocation of \$57,610,056.70 and High Need Allocation of \$17,564,879.80. Cook County has received 40% of the award allocation to-date, or \$30,069,974.60.

Emergency Rental Assistance Program 1

Breakdown of direct rental and utility assistance provided to ERA 2 applicants

\$75.2 M Emergency Rental Assistance 2 (ERA 2)



Obligated Detail	
Category	Amount
Total Approved Rent and Utility	\$5,249,392
Total	\$5,249,392

Unobligated Detail	
Category	Amount
Total Approved Rent and Utility	\$51,131,811
Total	\$51,131,811

Expended Detail*	
Category	Amount
Total Funded Rent and Utility	\$0
Total	\$0

*The Housing Authority of Cook County is awaiting the fund transfer to begin expending funds to approved applicants.



SLFRF Funding

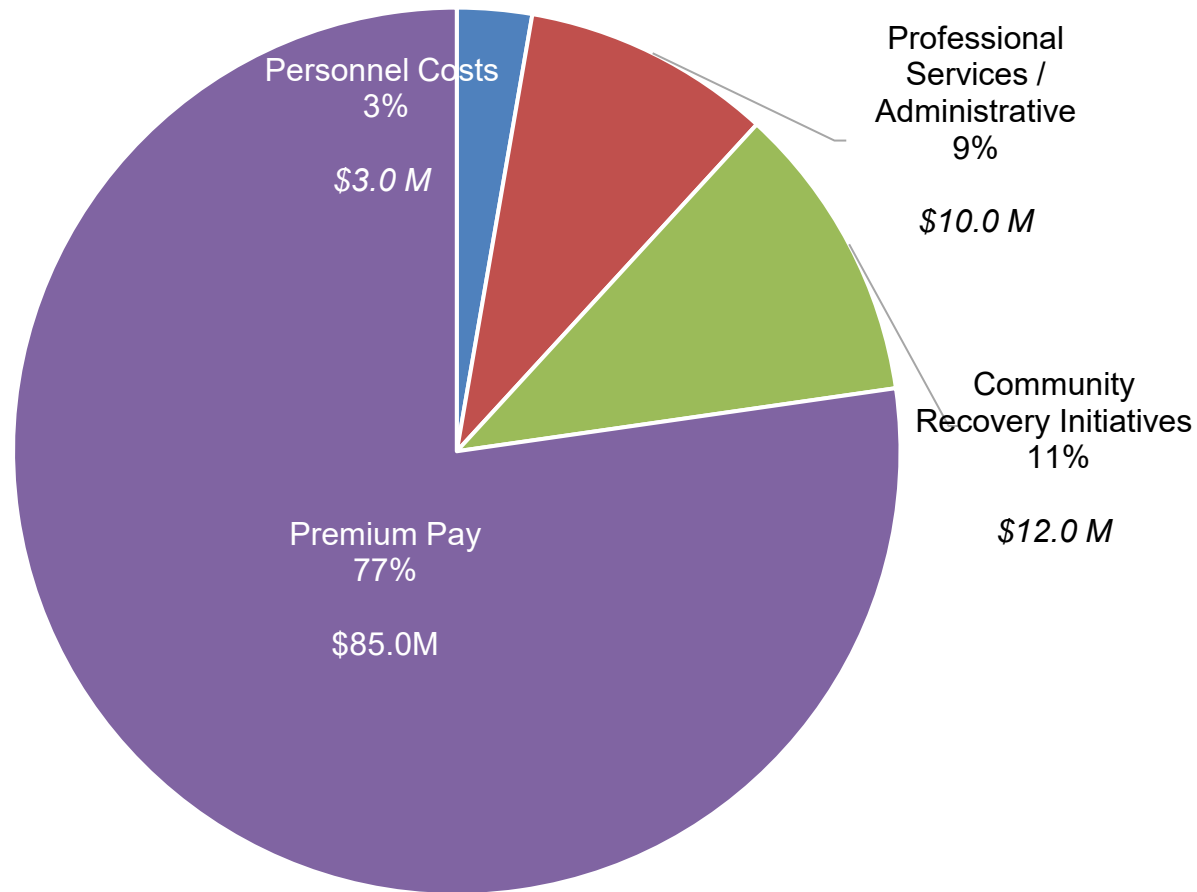
US Department of Treasury
State & Local Fiscal Recovery Fund

Total Allocation: \$1,000,372,385.00

State & Local Fiscal Recovery Fund

Breakdown of SLFRF funding allocations approved during July 29, 2021 and September 23, 2021 Board Meetings (Items 21-3657 and 21-4938)

Up to \$110.0 M Approved SLFRF Funding Allocations



Funding Allocation Category	Details**
Personnel Costs	<ul style="list-style-type: none"> Support immediate County personnel needs for ARPA implementation
Professional Services and Administrative Costs	<ul style="list-style-type: none"> Support contracting with subject matter experts to plan, execute, and track progress on SLFRF-funded projects
Cook County Community Recovery Initiatives	<ul style="list-style-type: none"> Enable continued support for certain CRF initiatives begun and authorized by the Board in 2020
Premium Pay	<ul style="list-style-type: none"> Support pandemic pay and other negotiated non-compounding allowances for the non-union work force and employees covered under collective bargaining agreements

* Cook County was allocated \$1,000,372,385.00 under SLFRF and has received 50% of the award allocation to-date, or \$500,186,192.50.

** Additional detail regarding Cook County's plans for SLFRF funding was published as part of the Treasury Recovery Plan Performance Report on its [website](#).

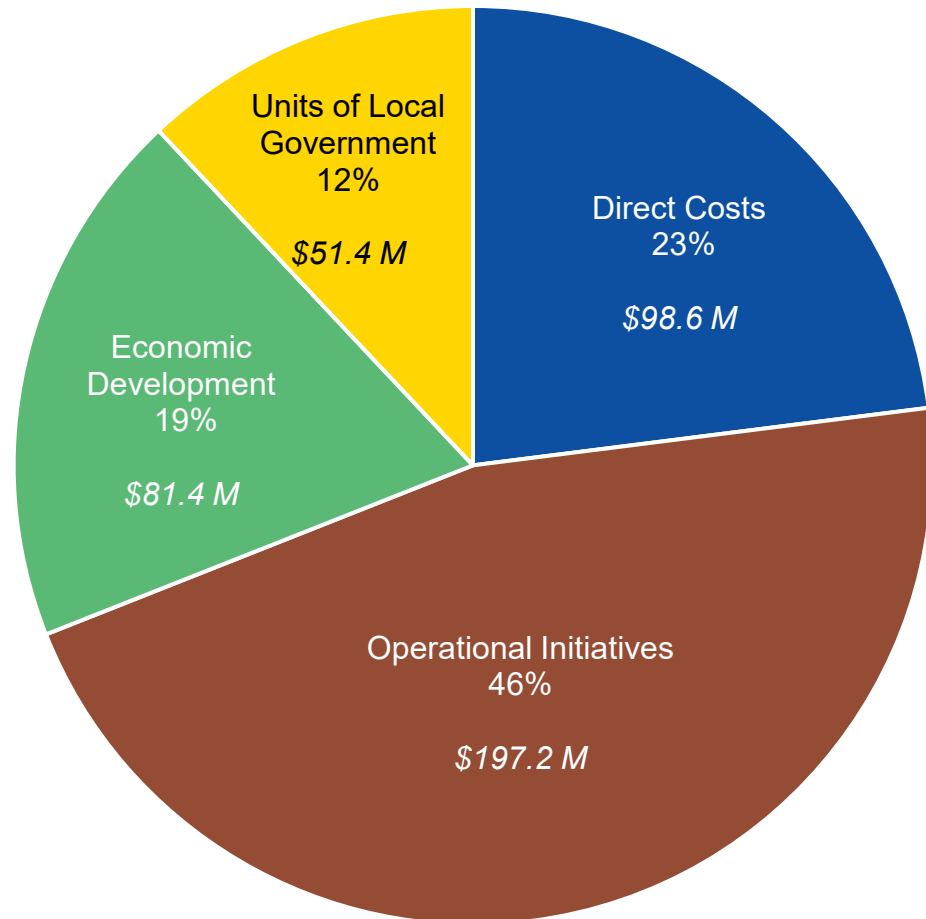


Appendix

CRF Allocations | Original

Cook County allocated its CARES Act funding to address several competing priorities

\$428.6 M Coronavirus Relief Fund (CRF)

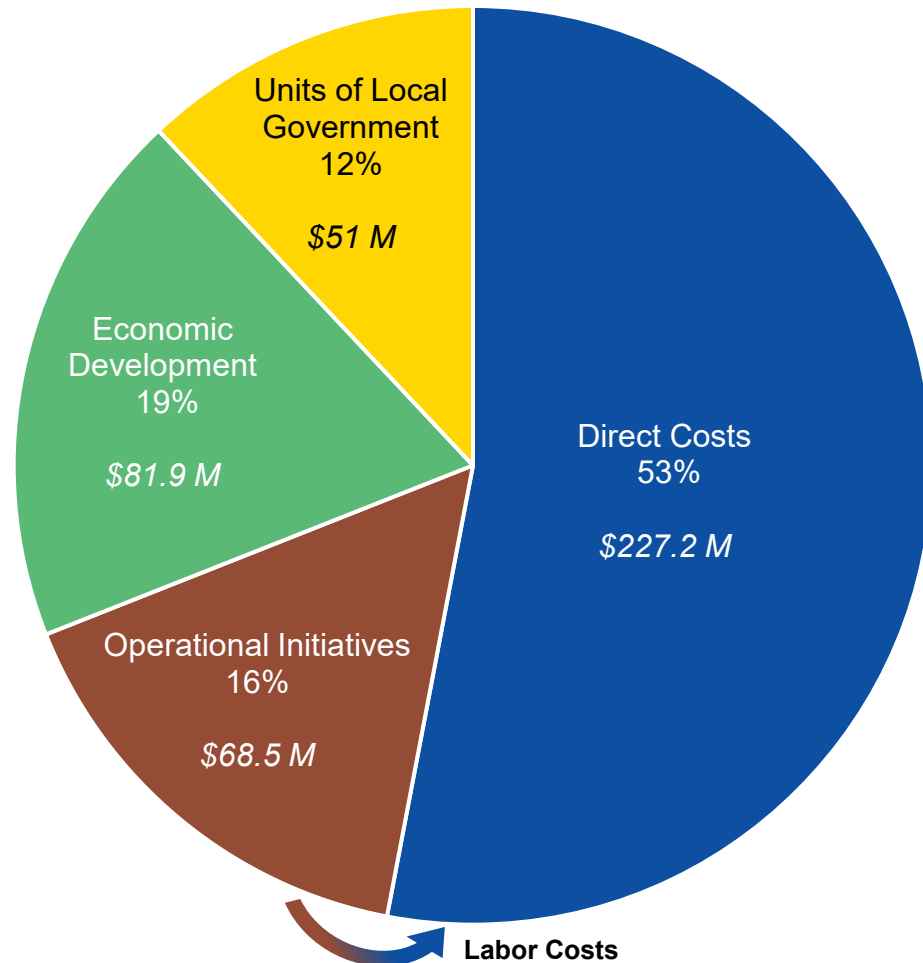


Program	Details
Direct Costs	<ul style="list-style-type: none"> Agency cost reimbursement PPE/Cleaning Supplies
Operational Initiatives	<ul style="list-style-type: none"> Labor costs Workspace redesign Telework capabilities Public Health initiatives
Economic Development	<ul style="list-style-type: none"> CC Recovery Loan Program Other short-term ED initiatives
Units of Local Government	<ul style="list-style-type: none"> Cost Reimbursements Future Expenses

CRF Allocations | Update 1

Cook County updated its funding allocations early this fall to better reflect internal funding needs

\$428.6 M Coronavirus Relief Fund (CRF)

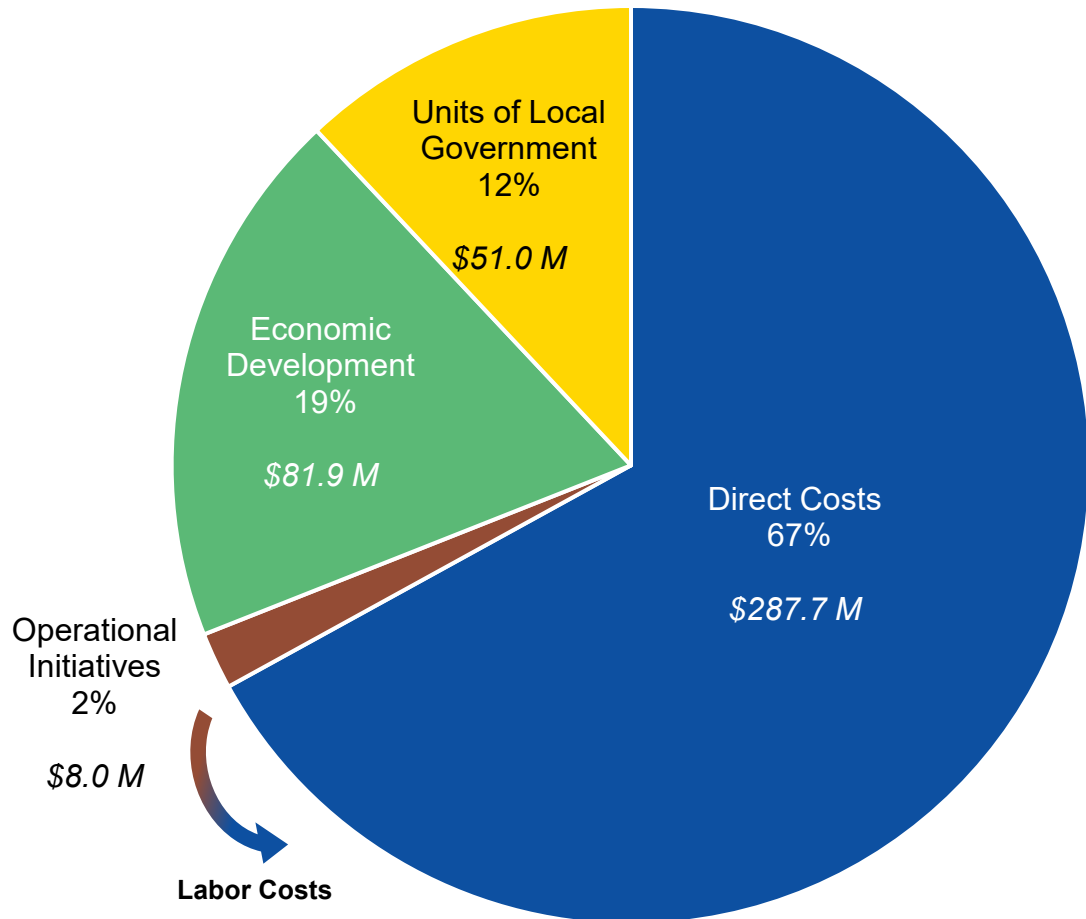


Program	Details
Direct Costs	<ul style="list-style-type: none"> • Labor costs • Agency cost reimbursement • PPE/Cleaning Supplies • Technical Assistance • Detention Center Costs • Facility Cleaning/Security Costs
Operational Initiatives	<ul style="list-style-type: none"> • <i>Labor costs</i> • Workspace redesign • Telework capabilities • Public Health initiatives
Economic Development	<ul style="list-style-type: none"> • CC Recovery Loan Program • Other short-term ED initiatives
Units of Local Government	<ul style="list-style-type: none"> • Cost Reimbursements • Future Expenses

CRF Allocations | Update 2

Cook County updated its funding allocations in November to better reflect internal funding needs

\$428.6 M Coronavirus Relief Fund (CRF)

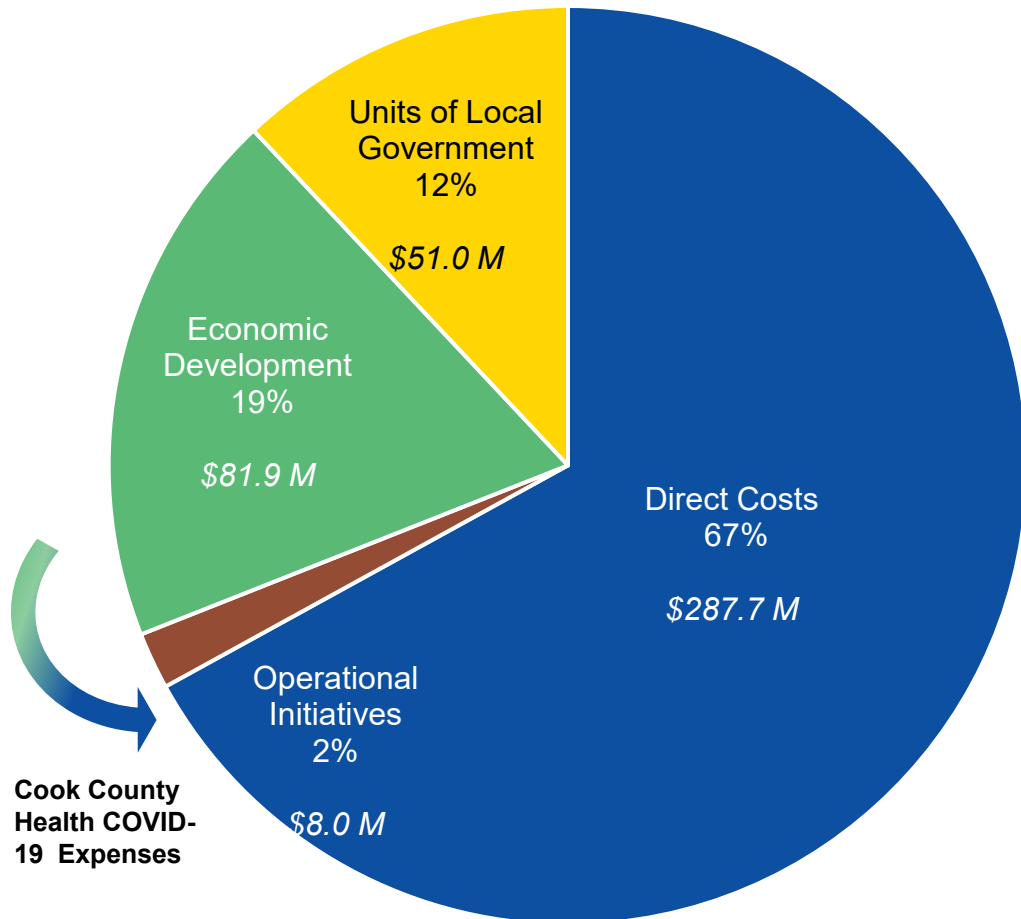


Program	Details
Direct Costs	<ul style="list-style-type: none"> Labor costs Agency cost reimbursement PPE/Cleaning Supplies Technical Assistance Detention Center Costs Facility Cleaning/Security Costs
Operational Initiatives	<ul style="list-style-type: none"> Workspace redesign Telework capabilities Public Health initiatives
Economic Development	<ul style="list-style-type: none"> CC Recovery Loan Program Other short-term ED initiatives
Units of Local Government	<ul style="list-style-type: none"> Cost Reimbursements Future Expenses

CRF Allocations | Update 3

Cook County updated its funding allocations in January to assist in Cook County Health COVID expenses

\$428.6 M Coronavirus Relief Fund (CRF)

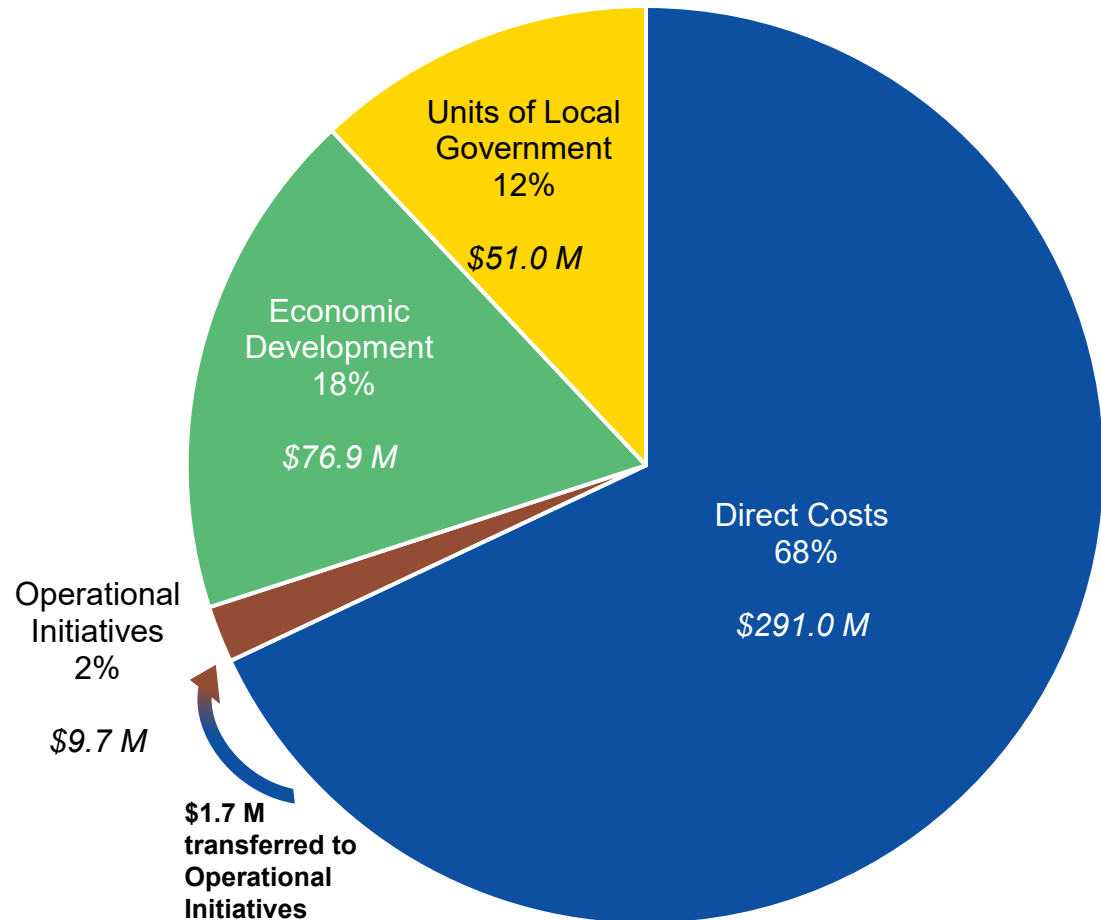


Program	Details
Direct Costs	<ul style="list-style-type: none"> Labor costs Agency cost reimbursement PPE/Cleaning Supplies Technical Assistance Detention Center Costs Facility Cleaning/Security Costs
Operational Initiatives	<ul style="list-style-type: none"> Workspace redesign Telework capabilities Public Health initiatives
Economic Development	<ul style="list-style-type: none"> CC Recovery Loan Program Other short-term ED initiatives
Units of Local Government	<ul style="list-style-type: none"> Cost Reimbursements Future Expenses

CRF Allocations | Update 4

Cook County updated its funding allocations in February to better reflect internal funding needs

\$428.6 M Coronavirus Relief Fund (CRF)

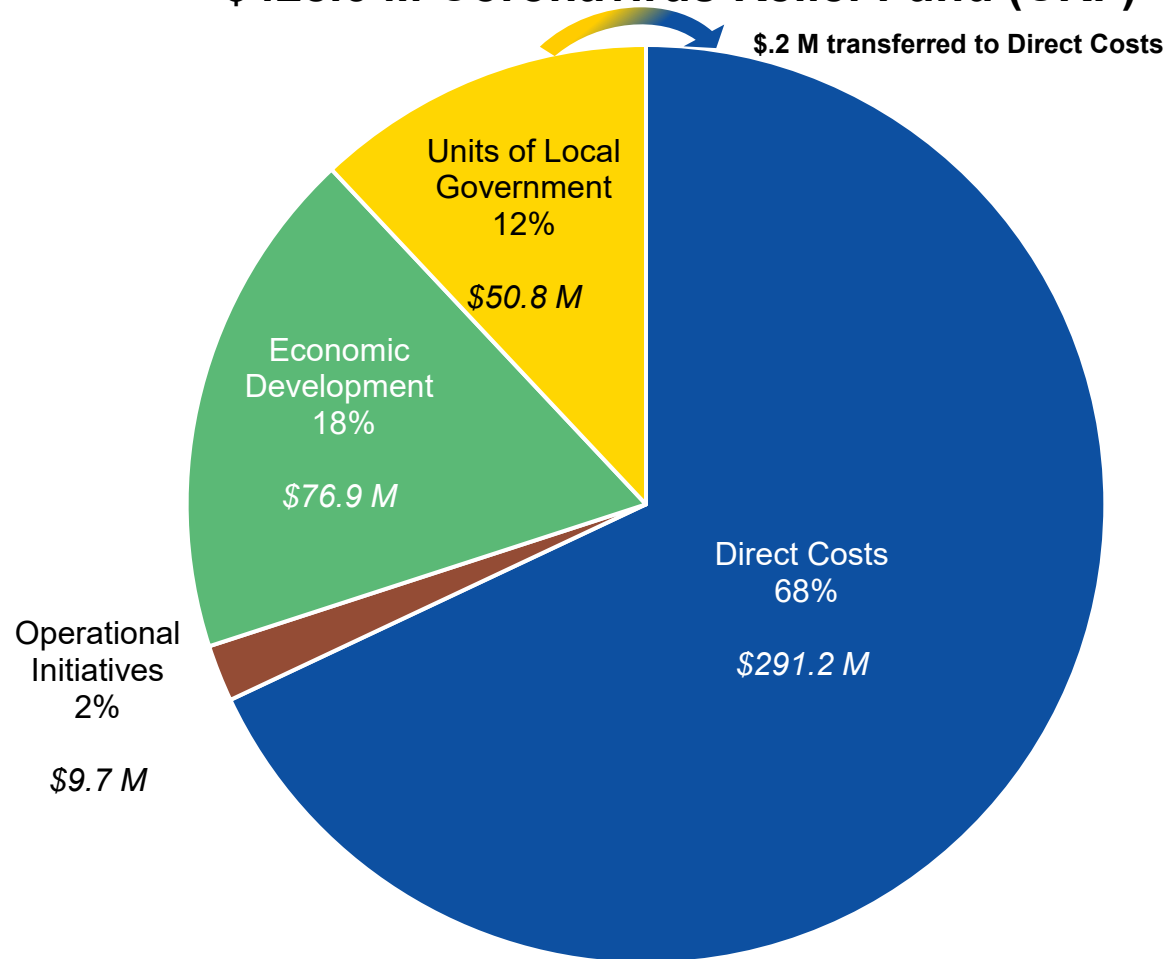


Program	Details
Direct Costs	<ul style="list-style-type: none"> Labor costs Agency cost reimbursement PPE/Cleaning Supplies Technical Assistance Detention Center Costs Facility Cleaning/Security Costs
Operational Initiatives	<ul style="list-style-type: none"> Workspace redesign Telework capabilities Public Health initiatives
Economic Development	<ul style="list-style-type: none"> CC Recovery Loan Program Other short-term ED initiatives
Units of Local Government	<ul style="list-style-type: none"> Cost Reimbursements Future Expenses

CRF Allocations | Update 5

Cook County updated its funding allocations in March to address internal and external funding needs

\$428.6 M Coronavirus Relief Fund (CRF)

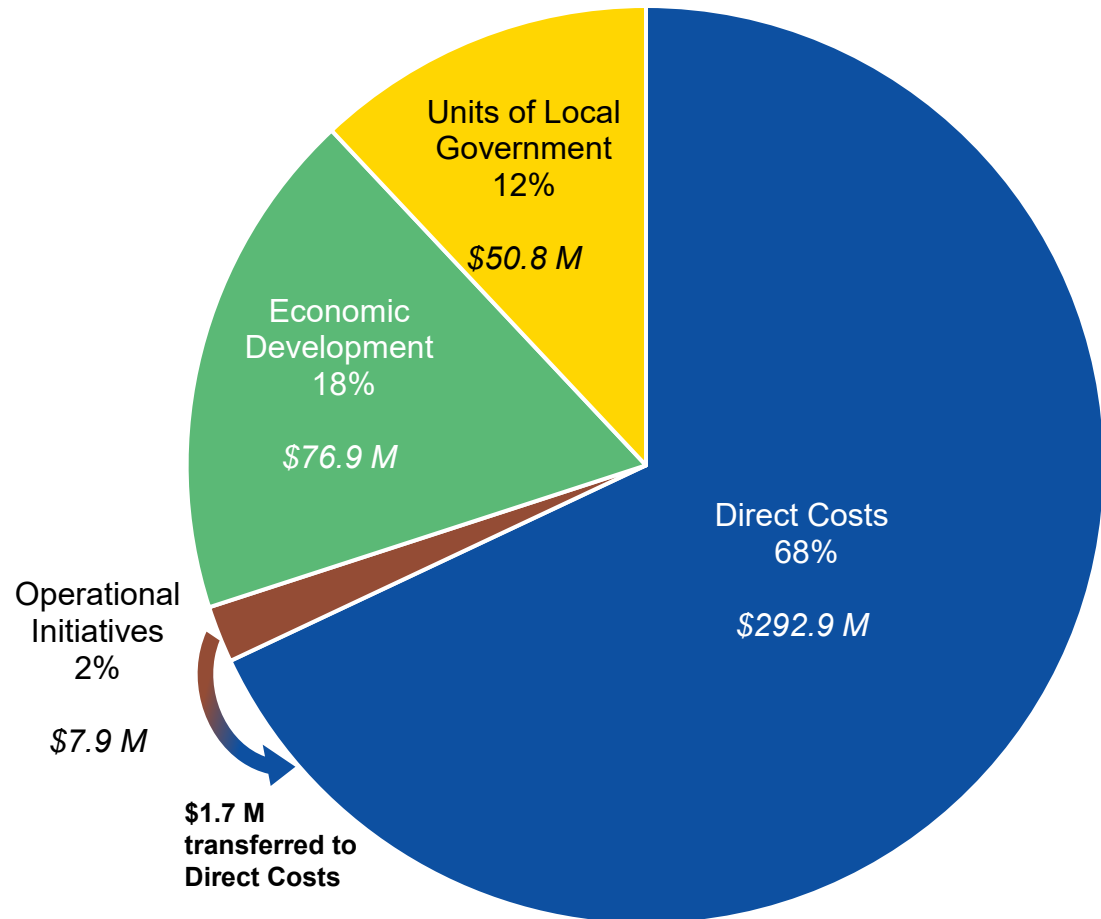


Program	Details
Direct Costs	<ul style="list-style-type: none"> Labor costs Agency cost reimbursement PPE/Cleaning Supplies Technical Assistance Detention Center Costs Facility Cleaning/Security Costs
Operational Initiatives	<ul style="list-style-type: none"> Workspace redesign Telework capabilities Public Health initiatives
Economic Development	<ul style="list-style-type: none"> CC Recovery Loan Program Other short-term ED initiatives
Units of Local Government	<ul style="list-style-type: none"> Cost Reimbursements Future Expenses

CRF Allocations | Update 6

Cook County updated its funding allocations in April to address internal funding needs

\$428.6 M Coronavirus Relief Fund (CRF)

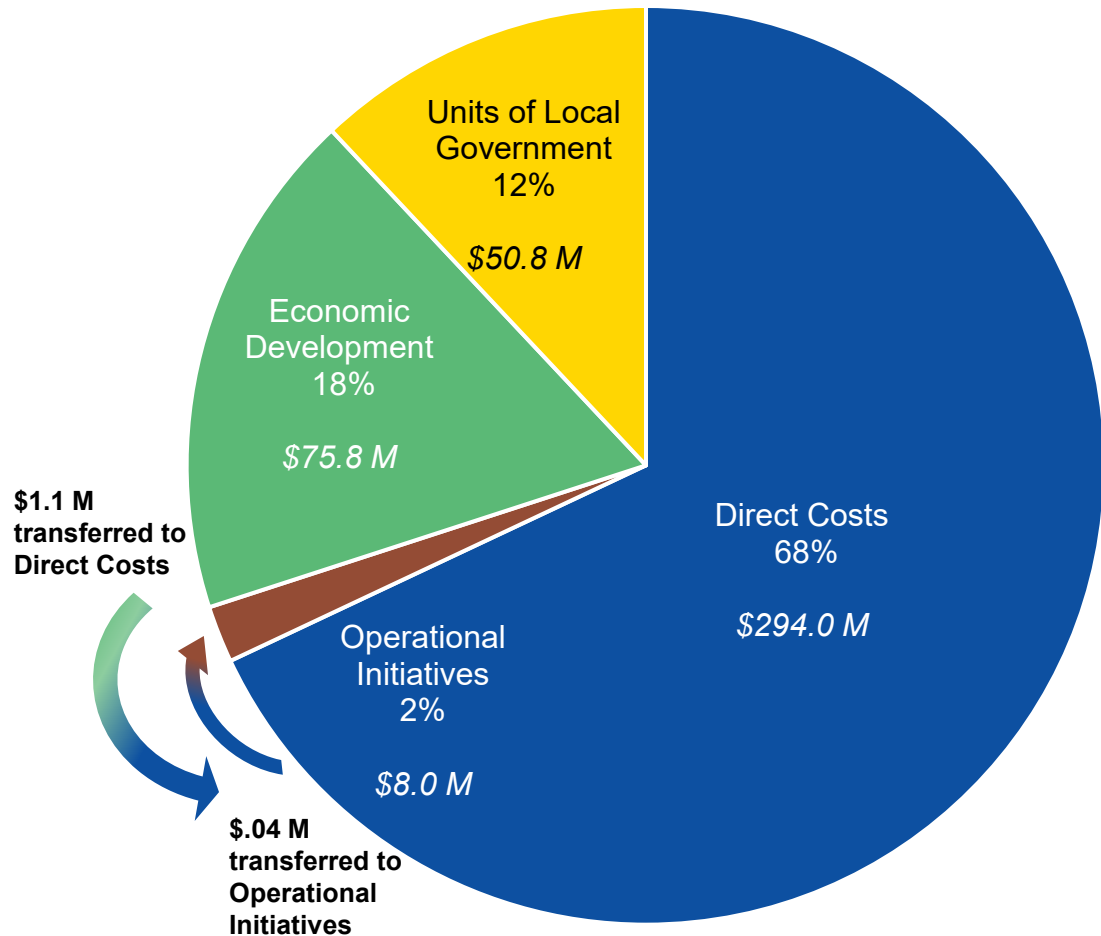


Program	Details
Direct Costs	<ul style="list-style-type: none"> Labor costs Agency cost reimbursement PPE/Cleaning Supplies Technical Assistance Detention Center Costs Facility Cleaning/Security Costs
Operational Initiatives	<ul style="list-style-type: none"> Workspace redesign Telework capabilities Public Health initiatives
Economic Development	<ul style="list-style-type: none"> CC Recovery Loan Program Other short-term ED initiatives
Units of Local Government	<ul style="list-style-type: none"> Cost Reimbursements Future Expenses

CRF Allocations | Update 7

Cook County updated its funding allocations in May to address internal and external funding needs

\$428.6 M Coronavirus Relief Fund (CRF)

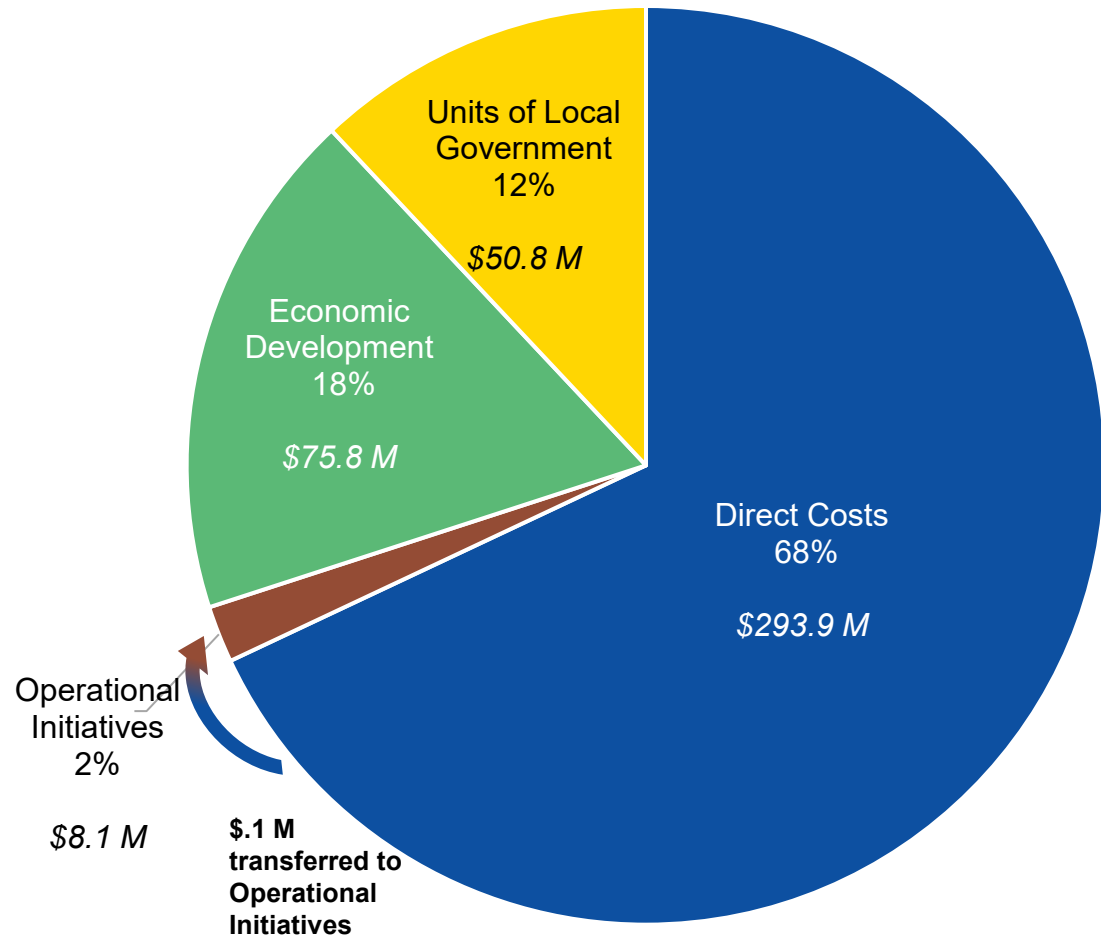


Program	Details
Direct Costs	<ul style="list-style-type: none"> Labor costs Agency cost reimbursement PPE/Cleaning Supplies Technical Assistance Detention Center Costs Facility Cleaning/Security Costs
Operational Initiatives	<ul style="list-style-type: none"> Workspace redesign Telework capabilities Public Health initiatives
Economic Development	<ul style="list-style-type: none"> CC Recovery Loan Program Other short-term ED initiatives
Units of Local Government	<ul style="list-style-type: none"> Cost Reimbursements Future Expenses

CRF Allocations | Update 8

Cook County updated its funding allocations in June to address internal funding needs

\$428.6 M Coronavirus Relief Fund (CRF)

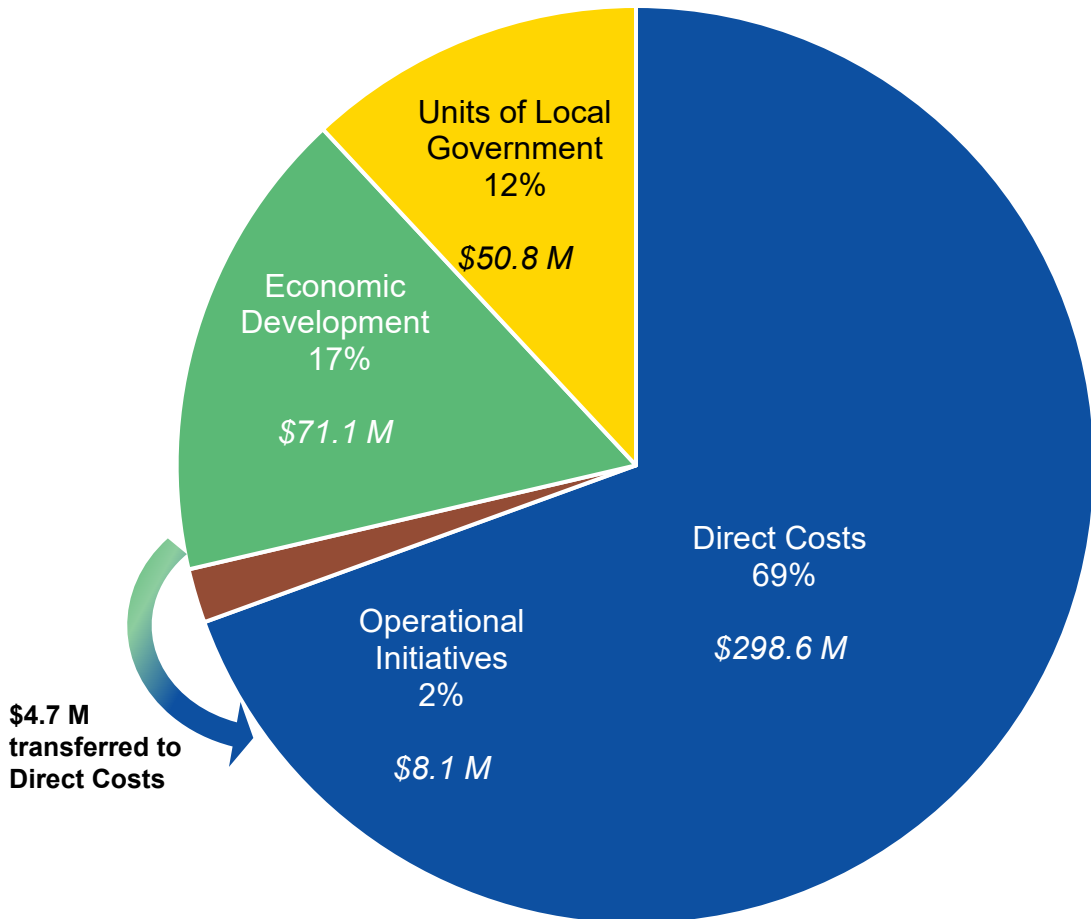


Program	Details
Direct Costs	<ul style="list-style-type: none"> Labor costs Agency cost reimbursement PPE/Cleaning Supplies Technical Assistance Detention Center Costs Facility Cleaning/Security Costs
Operational Initiatives	<ul style="list-style-type: none"> Workspace redesign Telework capabilities Public Health initiatives
Economic Development	<ul style="list-style-type: none"> CC Recovery Loan Program Other short-term ED initiatives
Units of Local Government	<ul style="list-style-type: none"> Cost Reimbursements Future Expenses

CRF Allocations | Update 9

Cook County updated its funding allocations in September to address internal and external funding needs

\$428.6 M Coronavirus Relief Fund (CRF)



Program	Details
Direct Costs	<ul style="list-style-type: none"> Labor costs Agency cost reimbursement PPE/Cleaning Supplies Technical Assistance Detention Center Costs Facility Cleaning/Security Costs
Operational Initiatives	<ul style="list-style-type: none"> Workspace redesign Telework capabilities Public Health initiatives
Economic Development	<ul style="list-style-type: none"> CC Recovery Loan Program Other short-term ED initiatives
Units of Local Government	<ul style="list-style-type: none"> Cost Reimbursements Future Expenses

BED Allocations | *Updated*

BED allocations adjusted to reflect spend projections through October 14, 2021

Program	Sub Program	Allocation as of February 28, 2021	Allocation as of March 31, 2021	Allocation as of April 30, 2021	Allocation as of May 28, 2021	Allocation as of June 28, 2021	Allocation as of August 27, 2021	Allocation as of September 17, 2021	Additional Allocated Money	Allocation as of October 14, 2021
Small Business	Small Business Recovery Grant Program	\$19,110,000	\$20,110,000	\$23,110,000	\$23,110,000	\$23,110,000	\$21,710,000	\$21,710,000	\$0	\$21,710,000
	The Southland Equitable Recovery Stimulus Program	\$1,500,000	\$1,500,000	\$1,500,000	\$1,500,000	\$1,500,000	\$1,375,000	\$1,375,000	\$0	\$1,375,000
	CCCRF Business Loan Forgiveness Program	\$9,000,000	\$9,000,000	\$9,000,000	\$9,000,000	\$9,000,000	\$9,000,000	\$9,000,000	\$0	\$9,000,000
Workforce	Recovery Job Training and Placement Program	\$4,000,000	\$4,000,000	\$4,000,000	\$4,000,000	\$4,000,000	\$4,000,000	\$4,000,000	\$0	\$4,000,000
Housing	Rental Assistance	\$10,000,000	\$10,000,000	\$5,695,611	\$5,695,611	\$5,695,611	\$5,695,611	\$5,695,611	\$0	\$5,695,611
	Mortgage Assistance	\$15,500,000	\$15,500,000	\$7,088,242	\$7,088,242	\$7,088,242	\$7,088,242	\$7,088,242	\$0	\$7,088,242
Emergency Social Services	Homeless Shelter Assistance	\$6,617,500	\$6,767,500	\$6,742,500	\$6,742,500	\$6,742,500	\$8,542,500	\$8,542,500	\$0	\$8,542,500
	Housing Stability Assistance	\$1,077,000	\$1,577,000	\$3,077,000	\$3,077,000	\$3,077,000	\$3,427,000	\$3,427,000	\$0	\$3,427,000
	Food Security Assistance	\$1,100,000	\$1,250,000	\$1,250,000	\$1,250,000	\$1,250,000	\$1,250,000	\$1,250,000	\$0	\$1,250,000
	Resident Cash Assistance	\$11,240,500	\$8,639,103	\$8,639,103	\$8,639,103	\$8,639,103	\$8,639,103	\$8,639,103	\$0	\$8,639,103
Marketing	Marketing Expenses for Programs	\$163,947	\$165,956	\$164,062	\$164,062	\$164,062	\$164,062	\$164,062	\$0	\$164,062
Forest Preserve	Forest Preserve Experience				\$253,290	\$253,290	\$253,290	\$253,290	\$0	\$253,290
Unobligated	Unobligated Funds	\$0	\$0	\$5,502,957	\$5,280,193	\$5,280,193	\$4,685,303	\$0	\$0	\$0
Transferred	Transferred to Direct Costs	\$5,000,000	\$5,000,000	\$5,000,000	\$5,000,000	\$5,000,000	\$5,000,000	\$9,685,303	\$0	\$9,685,303

CRF Update | Units of Local Government

As of March 31, 100 percent of funding for Units of Local Government has been expended

Expended Detail	
Unit of Government	Funding Awarded
Acorn Public Library District	\$ 5,000.00
Alsip Park District	\$ 5,000.00
Alsip-Merrionette Park Public Library District	\$ 5,000.00
Arlington Heights Park District	\$ 5,000.00
Barrington Park District	\$ 5,000.00
Barrington Township	\$ 5,000.00
Bartlett Fire Protection District	\$ 44,500.00
Bartlett Park District	\$ 5,000.00
Bellwood Public Library	\$ 4,943.99
Berkeley Public Library	\$ 5,000.00
Berwyn Park District	\$ 5,000.00
Blue Island Public Library	\$ 5,000.00
Bridgeview Public Library	\$ 5,000.00
Broadview Park District	\$ 5,000.00
Broadview Public Library District	\$ 4,513.23
Brookfield Public Library	\$ 4,841.06

Expended Detail	
Unit of Government	Funding Awarded
Buffalo Grove Park District	\$ 5,000.00
Burbank Park District	\$ 5,000.00
Burr Ridge Park District	\$ 5,000.00
Central Stickney Fire Protection District	\$ 5,900.00
Central Stickney Park District	\$ 3,075.71
Chicago Ridge Park District	\$ 5,000.00
Chicago Ridge Public Library	\$ 5,000.00
Cicero Public Library	\$ 5,000.00
City of Berwyn	\$ 800,351.45
City of Blue Island	\$ 710,816.33
City of Burbank	\$ 609,154.42
City of Calumet City	\$ 723,745.03
City of Chicago Heights	\$ 741,324.54
City of Countryside	\$ 180,517.75
City of Des Plaines	\$ 626,738.44
City of Evanston	\$ 631,214.31

Expended Detail	
Unit of Government	Funding Awarded
City of Harvey	\$ 779,053.57
City of Hickory Hills	\$ 345,091.40
City of Hometown	\$ 607,689.57
City of Markham	\$ 692,813.56
City of Northlake	\$ 380,441.03
City of Oak Forest	\$ 320,759.65
City of Palos Heights	\$ 300,985.47
City of Palos Hills	\$ 468,694.28
City of Park Ridge	\$ 385,903.17
City of Prospect Heights	\$ 343,113.47
City of Rolling Meadows	\$ 328,925.36
Community Park District of La Grange Park	\$ 5,000.00
Country Club Hills	\$ 532,024.91
Deerfield Park District	\$ 5,000.00
Des Plaines Park District	\$ 5,000.00
Dolton Park District	\$ 5,000.00

Expended Detail	
Unit of Government	Funding Awarded
Dolton Public Library District	\$ 5,000.00
East Dundee & Countryside Fire Protection District	\$ 5,000.00
Eisenhower Public Library District	\$ 5,000.00
Elk Grove Village	\$ 12,000.00
Elk Grove Village Public Library	\$ 5,000.00
Elmhurst Park District	\$ 5,000.00
Elmwood Park Public Library	\$ 4,481.04
Evergreen Park Public Library	\$ 5,000.00
Forest Park Public Library	\$ 4,266.32
Forest Preserves of Cook County	\$ 500,000.00
Frankfort Square Park District	\$ 5,000.00
Franklin Park Public Library District	\$ 5,000.00
Glencoe Park District	\$ 5,000.00
Glencoe Public Library	\$ 5,000.00
Glenview Park District	\$ 5,000.00
Glenwood-Lynwood Public Library District	\$ 4,761.13

CRF Update | Units of Local Government

As of March 31, 100 percent of funding for Units of Local Government has been expended

Expended Detail	
Unit of Government	Funding Awarded
Golf Maine Park District	\$ 5,000.00
Grande Prairie Public Library	\$ 5,000.00
Green Hills Public Library District	\$ 5,000.00
Hanover Park Park District	\$ 5,000.00
Hanover Township	\$ 46,000.00
Harvey Park District	\$ 5,000.00
Harvey Public Library District	\$ 5,000.00
Hickory Hills Park District	\$ 5,000.00
Hodgkins Park District	\$ 5,000.00
Hoffman Estates Park District	\$ 5,000.00
Homewood Flossmoor Park District	\$ 5,000.00
Homewood Public Library District	\$ 5,000.00
Indian Trails Public Library District	\$ 5,000.00
Inverness Park District	\$ 5,000.00
Justice Park District	\$ 5,000.00
Justice Public Library District	\$ 5,000.00

Expended Detail	
Unit of Government	Funding Awarded
Kenilworth Park District	\$ 5,000.00
La Grange Park Public Library District	\$ 4,990.65
La Grange Public Library	\$ 5,000.00
Lemont Park District	\$ 5,000.00
Lemont Township	\$ 4,124.82
Leyden Fire Protection District	\$ 19,100.00
Leyden Township	\$ 5,000.00
Lincolnwood Public Library District	\$ 5,000.00
Long Grove Fire Protection District	\$ 5,000.00
Maine Township	\$ 5,000.00
Markham Public Library	\$ 5,000.00
Maywood Park District	\$ 5,000.00
Maywood Public Library District	\$ 5,000.00
McCook Park District	\$ 1,039.44
McCook Public Library	\$ 5,000.00
Memorial Park District	\$ 5,000.00

Expended Detail	
Unit of Government	Funding Awarded
Metropolitan Water Reclamation District	\$ 212,000.00
Midlothian Park District	\$ 5,000.00
Midlothian Public Library	\$ 5,000.00
Mokena Fire Protection District	\$ 5,000.00
Morton Grove Park District	\$ 5,000.00
Mount Prospect Park District	\$ 5,000.00
Mount Prospect Public Library	\$ 5,000.00
Niles Park District	\$ 5,000.00
Niles-Maine District Library	\$ 5,000.00
North Berwyn Park District	\$ 5,000.00
North Maine Fire Protection District	\$ 37,400.00
North Palos Fire Protection District	\$ 36,000.00
North Riverside Public Library District	\$ 5,000.00
Northbrook Park District	\$ 5,000.00
Northbrook Public Library	\$ 5,000.00
Northfield Park District	\$ 5,000.00

Expended Detail	
Unit of Government	Funding Awarded
NorthLake Fire Protection District	\$ 19,600.00
Northlake Public Library District	\$ 5,000.00
Oak Forest Park District	\$ 5,000.00
Oak Park Public Library	\$ 5,000.00
Oak Park Township	\$ 38,000.00
Orland Fire District	\$ 136,200.00
Orland Park Public Library	\$ 5,000.00
Orland Township	\$ 22,592.02
Palatine Park District	\$ 5,000.00
Palatine Rural Fire Protection District	\$ 30,100.00
Palatine Township	\$ 5,000.00
Palos Fire Protection District	\$ 24,200.00
Palos Heights Fire Protection District	\$ 23,900.00
Palos Heights Public Library	\$ 5,000.00
Palos Park Public Library	\$ 3,305.75
Palos Township	\$ 11,000.00

CRF Update | Units of Local Government

As of March 31, 100 percent of funding for Units of Local Government has been expended

Expended Detail	
Unit of Government	Funding Awarded
Park District of Forest Park	\$ 5,000.00
Park District of Franklin Park	\$ 5,000.00
Park District of La Grange	\$ 5,000.00
Park District of Oak Park	\$ 5,000.00
Park Forest Public Library	\$ 5,000.00
Park Ridge Park District	\$ 5,000.00
Park Ridge Public Library	\$ 5,000.00
Pleasant Dale Park District	\$ 5,000.00
Pleasantview Fire Protection	\$ 38,000.00
Poplar Creek Public Library District	\$ 5,000.00
Prairie Trails Public Library District	\$ 5,000.00
Prospect Heights Fire Protection District	\$ 40,500.00
Prospect Heights Park District	\$ 5,000.00
Proviso Township	\$ 5,000.00
Rich Township	\$ 20,000.00
Richton Park Public Library District	\$ 5,000.00

Expended Detail	
Unit of Government	Funding Awarded
River Forest Public Library	\$ 5,000.00
River Grove Public Library District	\$ 3,623.51
Riverdale Public Library District	\$ 5,000.00
Riverside Public Library	\$ 5,000.00
Riverside Township	\$ 5,000.00
Robbins Park District	\$ 5,000.00
Roberts Park Fire Protection District	\$ 50,200.00
Rolling Meadows Park District	\$ 5,000.00
Roselle Public Library	\$ 5,000.00
Salt Creek Rural Park District	\$ 5,000.00
Sauk Village	\$ 599,027.95
Schaumburg Township	\$ 35,000.00
Schaumburg Township District Library	\$ 5,000.00
Skokie Park District	\$ 5,000.00
Skokie Public Library	\$ 5,000.00
South Barrington Park District	\$ 5,000.00

Expended Detail	
Unit of Government	Funding Awarded
South Holland Public Library	\$ 5,000.00
Stickney Township	\$ 5,000.00
Stickney-Forest View Public Library	\$ 4,464.78
Streamwood Park District	\$ 5,000.00
Summit Park District	\$ 4,595.00
Summit Public Library District	\$ 3,253.35
Thornton Public Library	\$ 3,613.31
Thornton Township	\$ 57,000.00
Tinley Park-Park District	\$ 5,000.00
Town of Cicero	\$ 1,074,912.77
Tri-State Fire Protection District	\$ 12,300.00
Veteran Parks District	\$ 5,000.00
Village of Buffalo Grove	\$ 120,268.08
Village of Alsip	\$ 300,448.31
Village of Arlington Heights	\$ 601,733.65
Village of Barrington	\$ 65,572.86

Expended Detail	
Unit of Government	Funding Awarded
Village of Barrington Hills	\$ 28,720.85
Village of Bartlett	\$ 156,006.86
Village of Bedford Park	\$ 223,212.37
Village of Bellwood	\$ 611,698.99
Village of Berkeley	\$ 204,956.06
Village of Bridgeview	\$ 440,754.61
Village of Broadview	\$ 501,935.86
Village of Brookfield	\$ 461,242.95
Village of Burnham	\$ 624,827.81
Village of Burr Ridge	\$ 42,876.35
Village of Calumet Park	\$ 464,761.73
Village of Chicago Ridge	\$ 591,104.32
Village of Crestwood	\$ 357,018.22
Village of Deerfield	\$ 13,768.37
Village of Dixmoor	\$ 537,320.86
Village of Dolton	\$ 759,474.52

CRF Update | Units of Local Government

As of March 31, 100 percent of funding for Units of Local Government has been expended

Expended Detail	
Unit of Government	Funding Awarded
Village of East Hazel Crest	\$ 347,139.94
Village of Elk Grove	\$ 376,701.76
Village of Elmwood Park	\$ 547,329.30
Village of Evergreen Park	\$ 377,193.77
Village of Flossmoor	\$ 221,789.61
Village of Ford Heights	\$ 606,278.38
Village of Forest Park	\$ 307,976.31
Village of Forest View	\$ 127,171.33
Village of Franklin Park	\$ 316,307.51
Village of Glencoe	\$ 71,528.41
Village of Glenview	\$ 432,229.37
Village of Glenwood	\$ 397,174.03
Village of Golf	\$ 29,742.75
Village of Hanover Park	\$ 263,480.63
Village of Harwood Heights	\$ 276,263.63
Village of Hazel Crest	\$ 588,961.02

Expended Detail	
Unit of Government	Funding Awarded
Village of Hillside	\$ 259,069.99
Village of Hinsdale	\$ 30,358.09
Village of Hodgkins	\$ 179,372.20
Village of Hoffman Estates	\$ 438,795.15
Village of Homewood	\$ 448,731.52
Village of Indian Head Park	\$ 115,533.82
Village of Inverness	\$ 92,630.72
Village of Justice	\$ 509,151.16
Village of Kenilworth	\$ 34,029.39
Village of La Grange	\$ 221,122.55
Village of La Grange Park	\$ 334,534.31
Village of Lansing	\$ 522,341.94
Village of Lemont	\$ 195,668.71
Village of Lincolnwood	\$ 277,113.95
Village of Lynwood	\$ 540,904.97
Village of Lyons	\$ 466,285.13

Expended Detail	
Unit of Government	Funding Awarded
Village of Matteson	\$ 356,723.20
Village of Maywood	\$ 697,513.71
Village of McCook	\$ 80,042.36
Village of Melrose Park	\$ 669,556.39
Village of Merrionette Park	\$ 267,696.19
Village of Midlothian	\$ 378,510.34
Village of Morton Grove	\$ 354,243.43
Village of Mount Prospect	\$ 514,578.25
Village of Niles	\$ 531,411.14
Village of Norridge	\$ 362,533.02
Village of North Riverside	\$ 198,278.21
Village of Northbrook	\$ 317,837.11
Village of Northfield	\$ 58,633.11
Village of Oak Lawn	\$ 692,838.16
Village of Oak Park	\$ 462,182.53
Village of Olympia Fields	\$ 181,184.92

Expended Detail	
Unit of Government	Funding Awarded
Village of Orland Hills	\$ 164,705.78
Village of Orland Park	\$ 487,099.25
Village of Palatine	\$ 558,761.23
Village of Palos Park	\$ 180,866.08
Village of Park Forest	\$ 584,910.11
Village of Phoenix	\$ 545,212.76
Village of Posen	\$ 528,665.06
Village of Richton Park	\$ 461,278.26
Village of River Forest	\$ 112,941.95
Village of River Grove	\$ 470,813.79
Village of Riverdale	\$ 667,654.91
Village of Riverside	\$ 136,718.94
Village of Robbins	\$ 667,046.58
Village of Roselle	\$ 47,459.57
Village of Rosemont	\$ 273,317.23
Village of Schaumburg	\$ 568,426.86

CRF Update | Units of Local Government

As of March 31, 100 percent of funding for Units of Local Government has been expended

Expended Detail	
Unit of Government	Funding Awarded
Village of Schiller Park	\$ 286,974.29
Village of Skokie	\$ 545,358.12
Village of South Barrington	\$ 8,279.06
Village of South Chicago Heights	\$ 517,671.01
Village of South Holland	\$ 567,599.78
Village of Steger	\$ 172,531.82
Village of Stickney	\$ 555,051.86
Village of Stone Park	\$ 596,689.68
Village of Streamwood	\$ 473,512.78
Village of Summit	\$ 641,244.46
Village of Thornton	\$ 293,150.09
Village of Tinley Park	\$ 395,275.56
Village of University Park	\$ 29,348.33
Village of Westchester	\$ 285,144.03
Village of Western Springs	\$ 127,956.91
Village of Wheeling	\$ 633,226.91

Expended Detail	
Unit of Government	Funding Awarded
Village of Willow Springs	\$ 141,595.91
Village of Wilmette	\$ 201,608.77
Village of Winnetka	\$ 106,966.73
Village of Worth	\$ 274,025.91
Westchester Park District	\$ 5,000.00
Westchester Public Library	\$ 5,000.00
Western Springs Park District	\$ 5,000.00
Wheeling Park District	\$ 5,000.00
Wheeling Township	\$ 5,000.00
William Leonard Public Library District	\$ -
Winnetka Park District	\$ 5,000.00
Winnetka-Northfield Public Library District	\$ 5,000.00
Worth Park District	\$ 5,000.00
Worth Township	\$ 23,000.00

FEMA Update for FY2020 Non-Personnel* Expenditures

FY2020 non-personnel FEMA submissions and reimbursements through October 14, 2021 total \$7,338,734

Project Worksheet	Department(s)	Project Value	Expected Reimbursement (100%)**	Received to Date	Submitted to FEMA	Approval Status
MS-01	County-wide Public Safety PPE	\$602,104	\$602,104	\$602,104	Yes	Reimbursed
MS-01.2	Medical Examiner	\$1,334,509	\$1,334,509	\$1,334,509	Yes	Reimbursed
MS-01.3	DEMRS	\$462,571	\$139,477****	\$139,477	Yes	Reimbursed
MS-02***	Cook County Health - Pharmaceuticals	\$885,882	\$334,332	\$334,332	Yes	Reimbursed
MS-03	Cook County Health - PPE	\$1,217,719	\$1,217,719	\$1,217,719	Yes	Reimbursed
MS-04	Department of Facility Management	\$1,453,541	\$0	\$0	Yes	Moved to CRF*****
MS-05	Cook County Health - Supplies	\$88,433	\$88,433	\$88,433	Yes	Reimbursed
MS-06	Corrections & Law Enforcement	\$254,194	\$254,194	\$254,194	Yes	Reimbursed
MS-07	All Other Departments	\$233,880	\$0	\$0	Yes	Moved to CRF*****
MS-08***	Cook County Health – Community Based Testing	\$348,057	\$122,087	\$122,087	Yes	Reimbursed
MS-09	Cook County Health – Extra Transactions	\$39,486	\$39,486	\$39,486	Yes	Reimbursed
C-01	Cook County Health - Patient Services	\$3,206,393	\$3,206,393	\$3,206,393	Yes	Reimbursed
Project Worksheet Categories: MS = Materials & Supplies; C = Contracts		\$10,126,769	7,338,734	\$7,338,734		

* Note project worksheets (PW) listed are for reimbursement of non-personnel expenditures incurred in fiscal year 2020. PW value may vary from month-to-month as transactions are added or removed from a PW.

** Per President Biden's Executive Order issued on 2/3/2021, FEMA reimbursement matches were increased to 100%.

*** For these PWs, to avoid duplication of benefits, as applicable, deductions were applied based on reimbursement ratios from Medicare, Medicaid, insurance programs; or from the US HHS Provider Relief Fund (PRF). For applicable PWs, based on current assessment of charge ratios from the applicable hospitals, it is estimated that approximately 62% of the expense value may be reimbursed by Medicare, Medicaid, or insurance programs and would thus not be covered by FEMA and CRF. PRF information and guidance is in flux and is being closely monitored for possible impact to CCH PWs.

**** Expected reimbursement for MS-01.3 DEMRS PW updated to reflect County proactively removing \$323,094 from FEMA submission to CRF due to changes in FEMA guidance.

***** Expenses submitted under MS-04 were transferred to the CRF grant due to changes in FEMA guidance and in the interest of maximizing funding sources.

***** FEMA issued a Determination Memo on MS-07 – All Other Departments deeming the PW costs ineligible due to FEMA viewing the costs as increased operating costs. The costs contained in this PW are eligible for CRF and were transferred to the CRF grant.

FEMA Update for FY2021 Non-Personnel* Expenditures

FY2021 non-personnel FEMA submissions through October 14, 2021 total \$10,901,749

Project Worksheet	Department(s)	Project Value	Expected Reimbursement (100%)**	Received to Date	Submitted to FEMA	Approval Status
MedEx-02	Medical Examiner	\$392,085	\$392,085	\$0	Yes	FEMA Review
C-02	Contract Nurses (non-vaccination)	\$10,091,330	\$10,091,330	\$0	Yes	FEMA Review
MS-10	CCH - Pharmaceuticals	\$62,858	\$62,858	\$0	Yes	Obligated
SOO-1	Safe Opening and Operations	\$355,476	\$355,476	\$0	Yes	FEMA Review
		\$10,901,749	\$10,901,749	\$0		

Project Worksheet Categories: MS = Materials & Supplies; C = Contracts

* Note project worksheets (PW) listed are for reimbursement of non-personnel expenditures incurred in fiscal year 2021. PW value may vary from month-to-month as transactions are added or removed from a PW.

** Per President Biden's Executive Order issued on 2/3/2021, FEMA reimbursement matches were increased to 100%.

FEMA Update for FY2020 Public Safety Personnel Expenditures

FY2020 Public Safety personnel FEMA submissions and reimbursements through October 14, 2021 total \$23,259,385 and \$197,436, respectively

Project Worksheet*	Department(s)	Project Value**	Expected Reimbursement (100%)***	Received to Date	Submitted to FEMA	Approval Status
L-01.A	Sheriff Labor – March 2020	\$396,575	\$396,575	\$0	Yes	FEMA Review
L-01.B	Sheriff Labor – April 2020	\$2,399,829	\$2,399,829	\$0	Yes	FEMA Review
L-01.C	Sheriff Labor – May 2020	\$1,878,368	\$1,878,368	\$0	Yes	FEMA Review
L-01.D	Sheriff Labor – June 2020	\$2,182,001	\$2,182,001	\$0	Yes	FEMA Review
L-01.E	Sheriff Labor – July 2020	\$3,174,193	\$3,174,193	\$0	Yes	FEMA Review
L-01.F	Sheriff Labor – August 2020	\$3,028,490	\$3,028,490	\$0	Yes	FEMA Review
L-01.G	Sheriff Labor – September 2020	\$2,905,582	\$2,905,582	\$0	Yes	FEMA Review
L-01.H	Sheriff Labor – October 2020	\$2,746,942	\$2,746,942	\$0	Yes	FEMA Review
L-01.I	Sheriff Labor – November 2020	\$4,262,090	\$4,262,090	\$0	Yes	FEMA Review
L-03.A	Medical Examiner Labor – March-June 2020	\$197,436	\$197,436	\$197,436	Yes	Reimbursed
L-03.B	Medical Examiner Labor – July-November 2020	\$87,879	\$87,879	\$0	Yes	Obligated
		\$23,259,385	\$23,259,385	\$197,436		

Project Worksheet Category: L = Overtime Personnel Costs

* Project worksheets (PW) listed are for reimbursement of personnel overtime expenditures incurred in fiscal year 2020. Project value is determined through reconciliation between timesheets and payroll for eligible overtime, aligning hours to specific COVID-related activities, and comparing against existing Collective Bargaining Agreements (CBAs) and other personnel policies.

** PW value may vary as reconciliation between timekeeping systems, payroll records, and activity records are completed for a PW.

*** Per President Biden's Executive Order issued on 2/3/2021, FEMA reimbursement matches were increased to 100%.

FEMA Update for FY2020 Public Health Personnel Expenditures

FY2020 Public Health personnel FEMA submissions and reimbursements through October 14, 2021 total \$17,829,276 and \$13,065,842, respectively

Project Worksheet*	Department(s)	Project Value**	Expected Reimbursement (100%***)	Received to Date	Submitted to FEMA	Approval Status
L-02.A	Cook County Health Labor – March 2020	\$559,191	\$559,191	\$559,191	Yes	Reimbursed
L-02.B	Cook County Health Labor – April 2020	\$1,172,206	\$1,172,206	\$0	Yes	Obligated
L-02.C	Cook County Health Labor – May 2020	\$2,381,513	\$2,381,513	\$2,381,513	Yes	Reimbursed
L-02.D	Cook County Health Labor – June 2020	\$3,822,608	\$3,822,608	\$3,822,608	Yes	Reimbursed
L-02.E	Cook County Health Labor – July 2020	\$1,502,044	\$1,502,044	\$1,502,044	Yes	Reimbursed
L-02.F	Cook County Health Labor – August 2020	\$1,622,657	\$1,622,657	\$0	Yes	Obligated
L-02.G	Cook County Health Labor – September 2020	\$1,968,571	\$1,968,571	\$0	Yes	Obligated
L-02.H	Cook County Health Labor – October 2020	\$1,969,511	\$1,969,511	\$1,969,511	Yes	Reimbursed
L-02.I	Cook County Health Labor – November 2020	\$2,830,975	\$2,830,975	\$2,830,975	Yes	Reimbursed
		\$17,829,276	\$17,829,276	\$13,065,842		

Project Worksheet Category: L = Overtime Personnel Costs

* Project worksheets (PW) listed are for reimbursement of personnel overtime expenditures incurred in fiscal year 2020. Project value is determined through reconciliation between timesheets and payroll for eligible overtime, aligning hours to specific COVID-related activities, and comparing against existing Collective Bargaining Agreements (CBAs) and other personnel policies.

** PW value may vary as reconciliation between timekeeping systems, payroll records, and activity records are completed for a PW.

*** Per President Biden's Executive Order issued on 2/3/2021, FEMA reimbursement matches were increased to 100%.

FEMA Update for FY2021 Public Safety Personnel Expenditures

FY2021 Public Safety personnel FEMA submissions through October 14, 2021 total \$16,405,737

Project Worksheet*	Department(s)	Project Value**	Expected Reimbursement (100%)***	Received to Date	Submitted to FEMA	Approval Status
L-01.J	Sheriff Labor – December 2020 – January 2021	\$4,718,240	\$4,718,240	\$0	Yes	FEMA Review
L-01.K	Sheriff Labor – February 2021	\$2,061,065	\$2,061,065	\$0	Yes	FEMA Review
L-01.L	Sheriff Labor – March 2021	\$2,021,075	\$2,021,075	\$0	Yes	FEMA Review
L-01.M	Sheriff Labor – April 2021	\$1,785,021	\$1,785,021	\$0	Yes	FEMA Review
L-01.N	Sheriff Labor – May 2021	\$1,711,888	\$1,711,888	\$0	Yes	FEMA Review
L-01.O	Sheriff Labor – June 2021	\$2,706,299	\$2,706,299	\$0	Yes	FEMA Review
L-01.P	Sheriff Labor – July 2021	\$1,371,644	\$1,371,644	\$0	Yes	FEMA Review
L-01.Q	Sheriff Labor – August 2021	\$1,434,772	\$1,434,772	\$0	No	Internal Review
L-01.R	Sheriff Labor – September 2021	\$3,692,534	\$3,692,534	\$0	No	Internal Review
L-03.C	Medical Examiner – December-March	\$30,505	\$30,505	\$0	Yes	FEMA Review
		\$21,533,043	\$21,533,043	\$0		

Project Worksheet Category: L = Overtime Personnel Costs

* Project worksheets (PW) listed are for reimbursement of personnel overtime expenditures incurred in fiscal year 2021. Project value is determined through reconciliation between timesheets and payroll for eligible overtime, aligning hours to specific COVID-related activities, and comparing against existing Collective Bargaining Agreements (CBAs) and other personnel policies.

** PW value may vary as reconciliation between timekeeping systems, payroll records, and activity records are completed for a PW.

*** Per President Biden's Executive Order issued on 2/3/2021, FEMA reimbursement matches were increased to 100%.

FEMA Update for FY2021 Public Health Personnel Expenditures

FY2021 Public Health personnel FEMA submissions through October 14, 2021 total \$10,076,892

Project Worksheet*	Department(s)	Project Value**	Expected Reimbursement (100%)***	Received to Date	Submitted to FEMA	Approval Status
L-02.J	Cook County Health Labor – December-January	\$3,627,356	\$3,627,356	\$0	Yes	Obligated
L-02.K	Cook County Health Labor – February 2021	\$1,879,081	\$1,879,081	\$0	Yes	Obligated
L-02.L	Cook County Health Labor – March 2021	\$731,442	\$731,442	\$0	Yes	Obligated
L-02.M	Cook County Health Labor – April 2021	\$726,105	\$726,105	\$0	Yes	Obligated
L-02.N	Cook County Health Labor – May 2021	\$795,332	\$795,332	\$0	Yes	FEMA Review
L-02.O	Cook County Health Labor – June 2021	\$1,394,434	\$1,394,434	\$0	Yes	FEMA Review
L-02.P	Cook County Health Labor – July 2021	\$923,142	\$923,142	\$0	Yes	FEMA Review
L-02.Q	Cook County Health Labor – August 2021	\$2,673,845	\$2,673,845	\$0	No	Internal Review
L-02.R	Cook County Health Labor – September 2021	\$3,409,450	\$3,409,450	\$0	No	Internal Review
		\$16,160,187	\$16,160,187	\$0		

Project Worksheet Category: L = Overtime Personnel Costs

* Project worksheets (PW) listed are for reimbursement of personnel overtime expenditures incurred in fiscal year 2021. Project value is determined through reconciliation between timesheets and payroll for eligible overtime, aligning hours to specific COVID-related activities, and comparing against existing Collective Bargaining Agreements (CBAs) and other personnel policies.

** PW value may vary as reconciliation between timekeeping systems, payroll records, and activity records are completed for a PW.

*** Per President Biden's Executive Order issued on 2/3/2021, FEMA reimbursement matches were increased to 100%.