



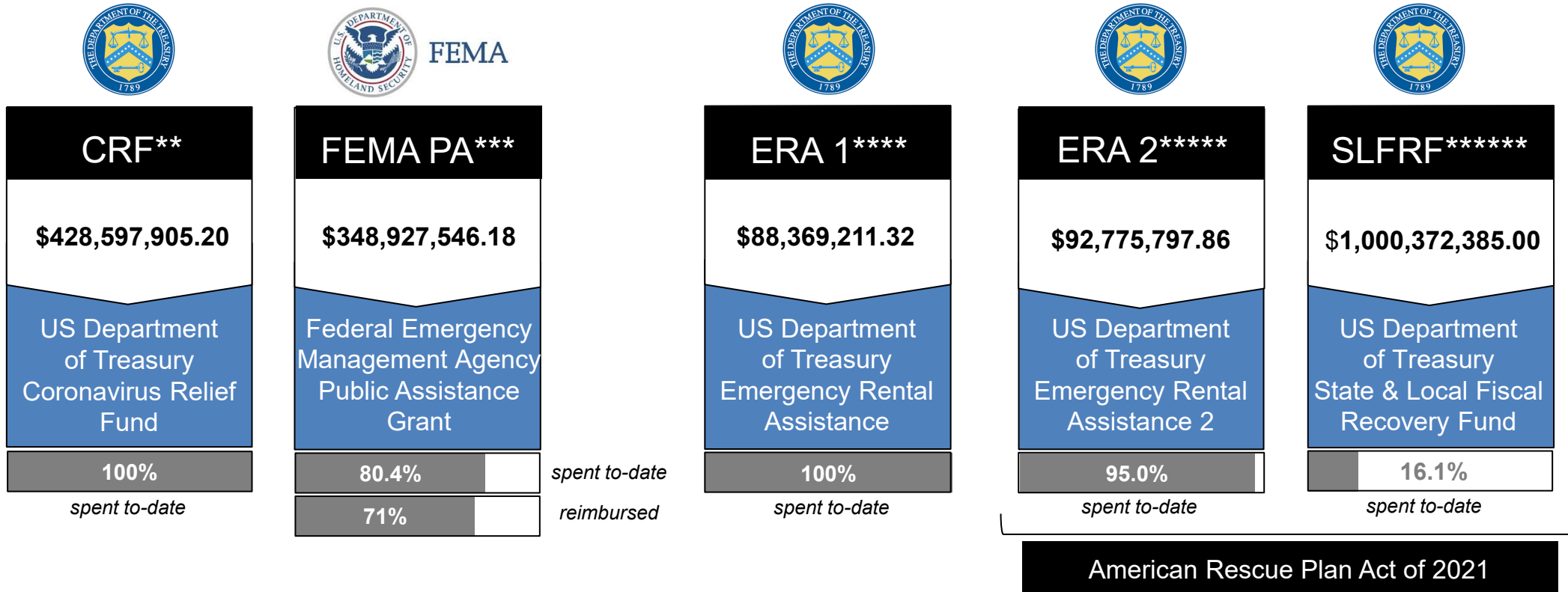
COVID-19 Financial Response

Report to the Board of Commissioners

January 26, 2023

Purpose

This report is intended to serve as an update on the County's COVID-19 funding.*



* This report covers activity for the period from March 1, 2020 through December 30, 2022.

** The CARES Act Coronavirus Relief Fund (CRF) expired December 31, 2021. The County submitted its final report to Treasury on December 27, 2022. CRF data can be found in the appendix of this report.

*** Amount reflected above is the amount of the current grant budget. During the February 25, 2021 Board meeting, the budget was increased by \$75m to account for anticipated vaccination and labor costs. During the September 23, 2021 Board meeting, the budget was increased by \$16.5m to account for additional labor and non-personnel costs. During the December 16, 2021, the budget was increased by \$49.9m to account for additional vaccination, labor and non-personnel costs. During the February 10, 2022 Board meeting, the budget was increased by \$15.7m to account for additional vaccine distribution and administrative costs. On March 1, 2022, FEMA public assistance was extended through July 1, 2022. During the June 16, 2022 Board meeting, the budget was increased by \$30m to account for additional vaccine distribution and administrative costs. During the July 28, 2022 Board meeting, the budget was increased by \$100m to account for additional vaccine distribution and administrative costs.

**** Cook County was allocated \$72,808,624.10 for their original ERA 1 allocation. Subsequently, Cook County diverted \$3M in residual ERA 1 Admin to Direct Assistance, and received four fund reallocations. The 1st was in the amount of \$446,212.19, the second was in the amount of \$6,196,870.79, the third was in the amount of \$5,935,560.20 and the fourth was in the amount of \$2,981,944.04.

***** Cook County was allocated \$75,174,936.50 for their ERA 2 allocation. Subsequently, Cook County received its first fund reallocation in the amount of \$2,600,862.36, and \$15M from IDHS to disburse.

***** Cook County was allocated \$1,000,372,385.00 under SLFRF and has received 100% of the award allocation to-date, or \$1,000,372,385.00.

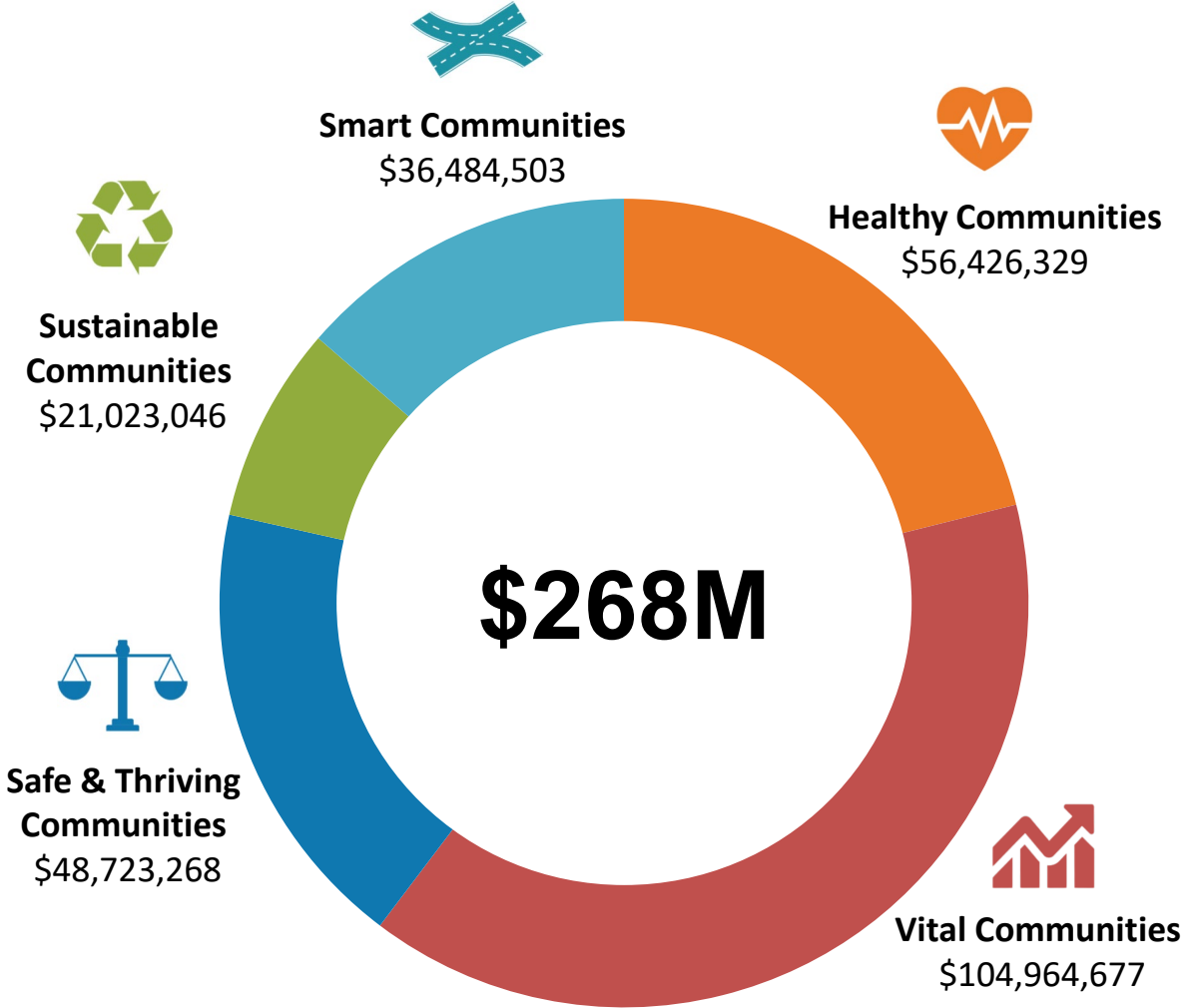


SLFRF Funding

US Department of Treasury
State & Local Fiscal Recovery Fund

Total Allocation: \$1,000,372,385.00

State & Local Fiscal Recovery Fund: FY23 Board Appropriated Budgets

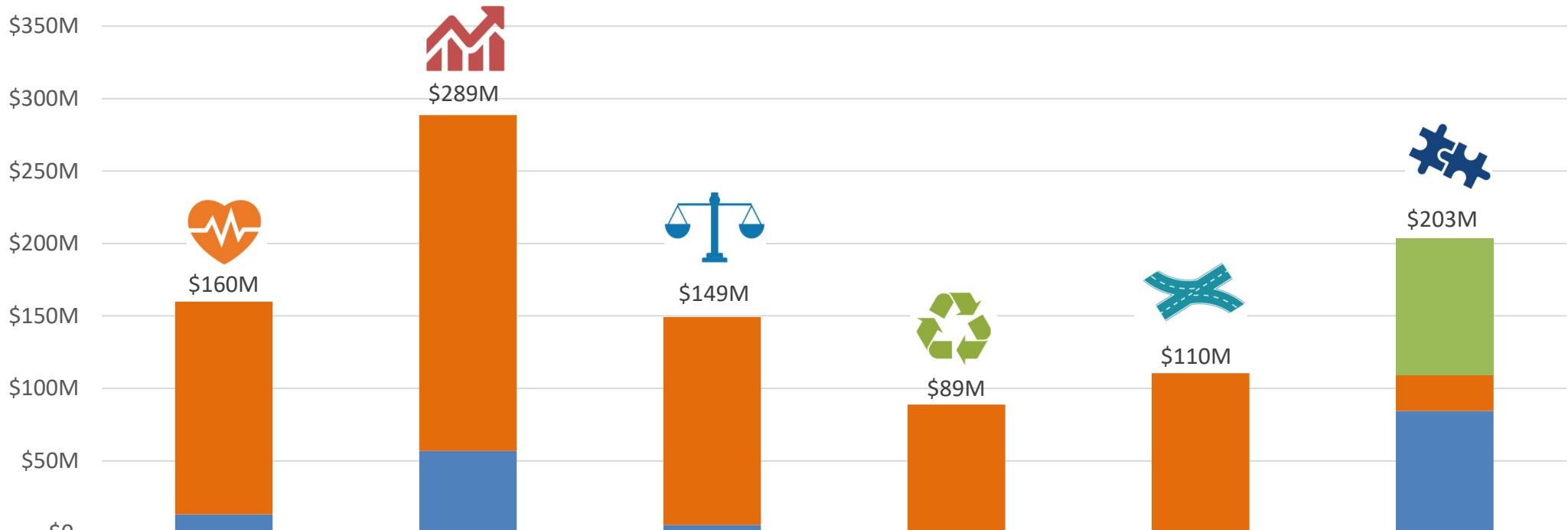


FY23 Policy Pillar Budgets

Healthy Communities	\$56M
Vital Communities	\$105M
Safe & Thriving Communities	\$49M
Sustainable Communities	\$21M
Smart Communities	\$36M
Total (FY23)	\$268M

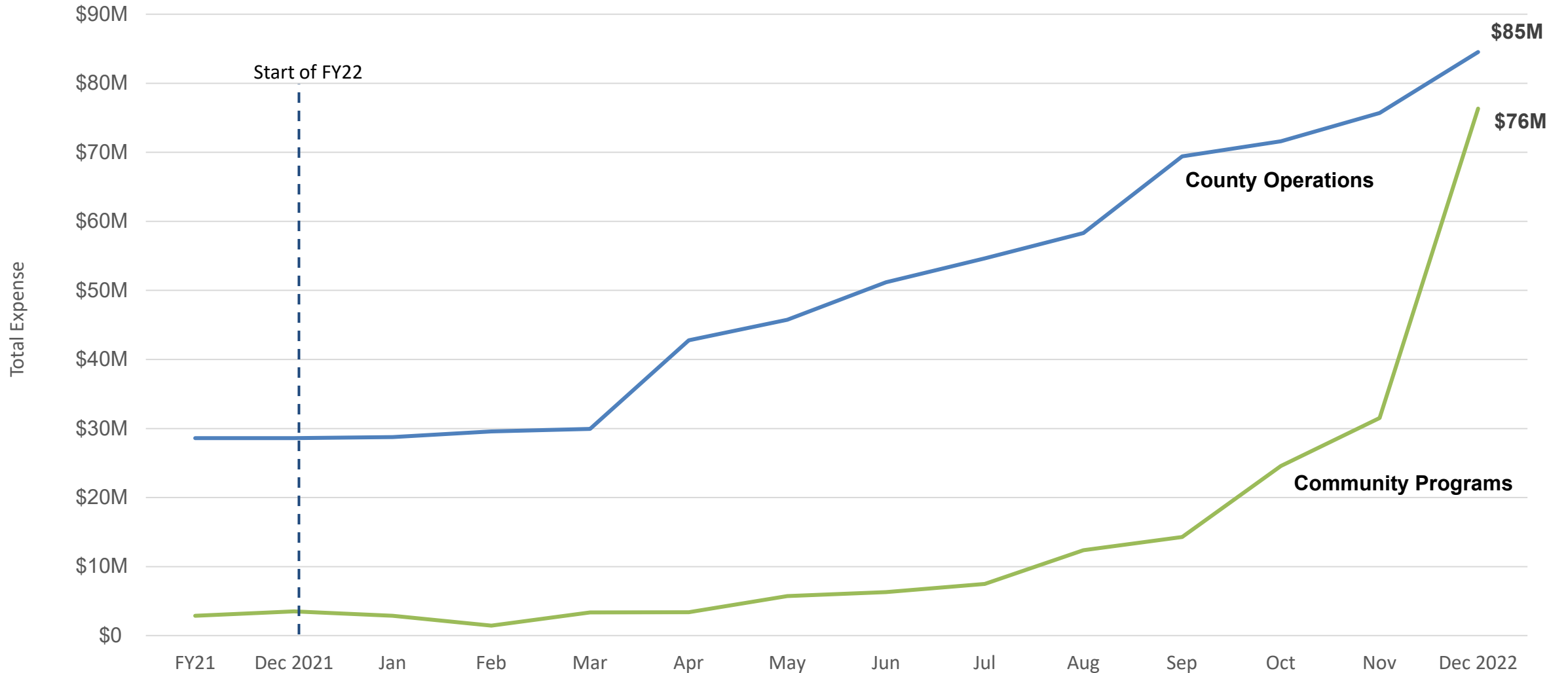
State & Local Fiscal Recovery Fund: Overall Expenses

Breakdown of budgeted and expensed by Policy Pillar (as of 12/30/2022)



	Healthy Communities	Vital Communities	Safe & Thriving Communities	Sustainable Communities	Smart Communities	Open Communities
Unallocated						\$94,156,482
Allocated and Unspent	\$146,844,631	\$231,746,482	\$143,469,224	\$88,839,222	\$109,878,674	\$24,588,659
Expended to Date	\$13,088,272	\$56,838,604	\$5,787,507	\$49,225	\$569,845	\$84,515,557

State & Local Fiscal Recovery Fund: Expenses Over Time



*Note that expenses are calculated based on the last Friday of the month unless noted. Amounts may fluctuate from December through February of each year due to year-end reconciliations. Data as of December 30, 2022.



ERAP Funding

US Department of Treasury
Emergency Rental Assistance
Programs

ERA I Allocation	ERA II Allocation	IDHS Allocation
\$88,369,211	\$77,775,799	\$15,000,000

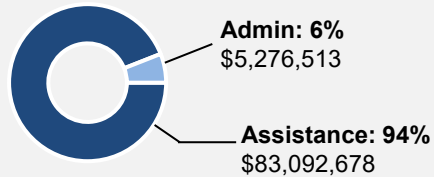
Emergency Rental Assistance: Budget Breakdown

The following data reflects the total funds and breakdown in use of funds by category, as of December 30, 2022.

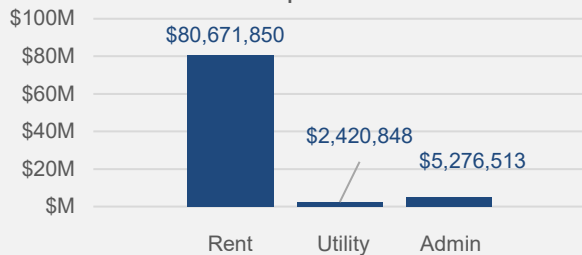
Fully Spent 

ERA I Funding: \$88,369,211

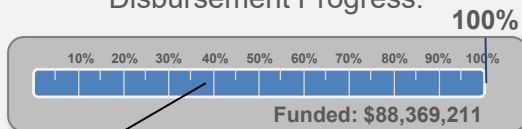
Budget Breakdown:



Total Expenditures:



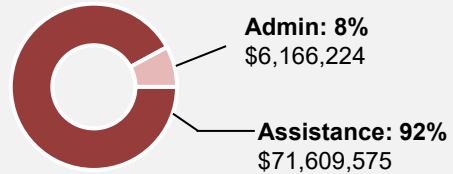
Disbursement Progress:



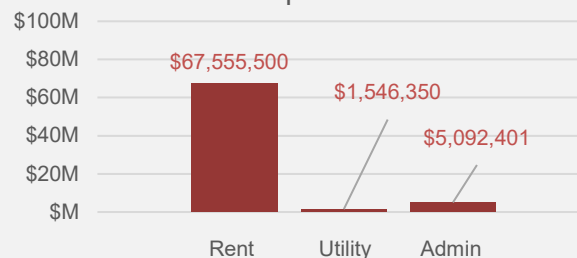
Disbursed: \$88,369,211

ERA II Funding: \$77,775,799

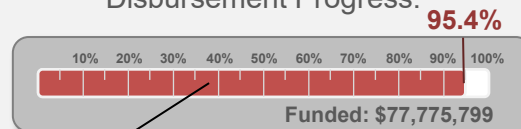
Budget Breakdown:



Total Expenditures:



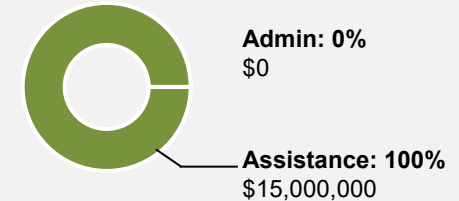
Disbursement Progress:



Disbursed: \$74,194,251

IDHS Funding: \$15,000,000

Budget Breakdown:



*Disbursement Begins
Early 2023*

* This allocation may change in the future to account for administrative needs.



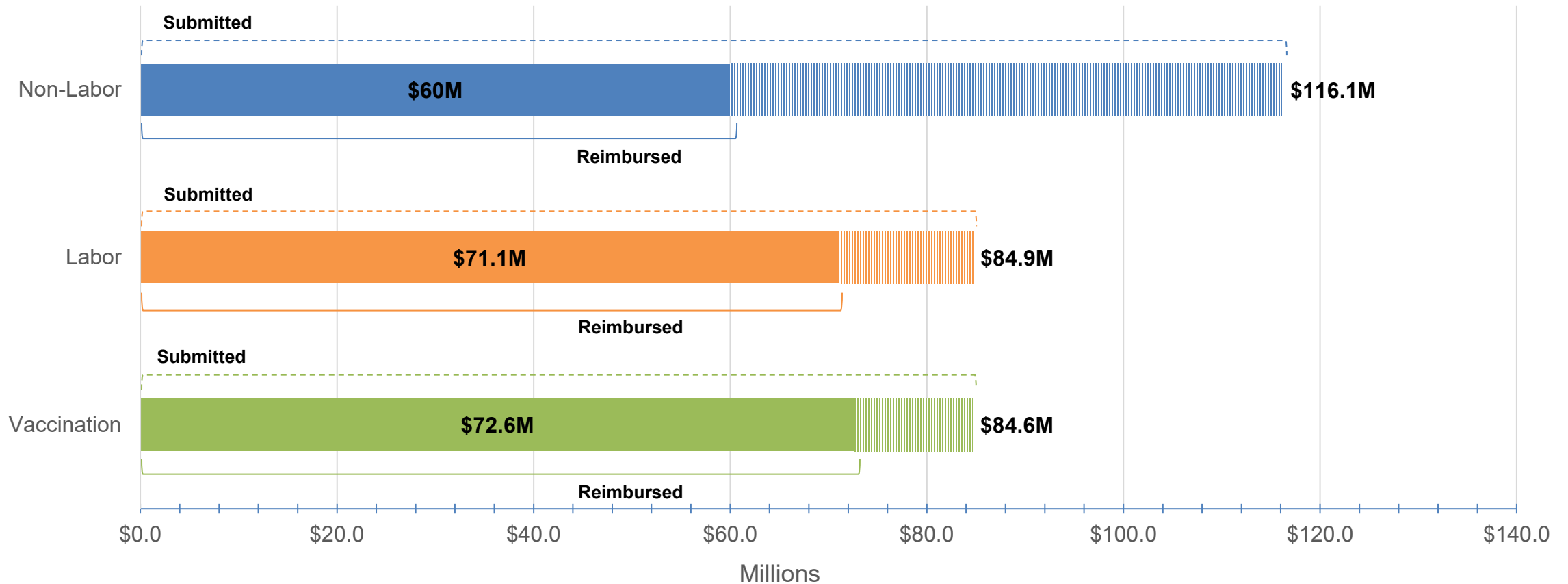
FEMA PA Funding

Federal Emergency Management
Agency Public Assistance Grant

\$348,927,546.18

FEMA Update for FY2022 Expenditures

Of the \$285,604,319 total FEMA submissions, 71% has been reimbursed as of December 30, 2022



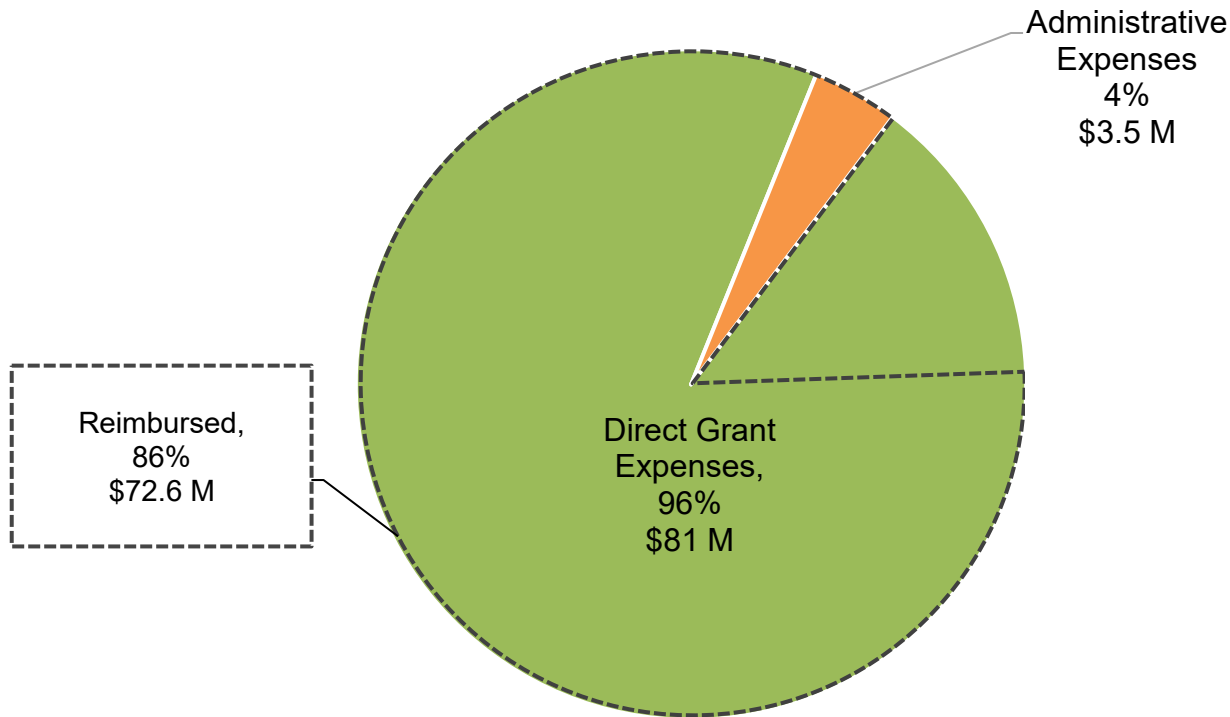
* Per President Biden's Executive Order issued on 2/3/2021, FEMA reimbursement matches were increased to 100% through 7/1/2022.

** Effective as of 7/2/2022, FEMA reimbursement matches were decreased to a 90/10 federal cost share.

FEMA Update for Vaccine Expenditures FY2021 and FY2022

Breakdown of administrative and direct grant expenses within V-01, final amount spent is \$84.6 M

\$84.6 M V-01 Expense Breakdown



Incurred Administrative Expenses	
Vendor	Amount
Slalom Consulting LLC	\$3,519,650
Total	\$3,519,650

Direct Grant Expenses*	
Vendor	Amount
Multiple	\$81,023,838
Total	\$81,023,838

* Direct grant expenses contain a variety of expense types that are directly attributable to COVID-19 vaccination efforts.



Appendix



SLFRF Funding

US Department of Treasury
State & Local Fiscal Recovery Fund

Total Allocation: \$1,000,372,385.00

State & Local Fiscal Recovery Fund: Overall Allocations and Expenses



Breakdown of Healthy Communities Budgets and Expenses (as of 12/30/2022)

Detail

Program	Total Allocation	Expended To Date	FY23 Funds Available	FY24-FY26 Reserve Budget
Behavioral Health Support and Expansion	\$ 5,198,268	\$ 169,580	\$ 1,970,798	\$ 2,065,893
Behavioral Healthcare Specialists at HACC	\$ 5,788,507	\$ -	\$ 1,925,822	\$ 1,929,069
Building Healthy Communities Initiative	\$ 10,000,001	\$ 950,000	\$ 3,466,127	\$ 4,333,874
Contact Tracing Initiative	\$ 6,529,964	\$ 5,802,223	\$ (\$109,058)	\$ -
Cook County Behavioral Health Services	\$ 73,490,491	\$ 68,022	\$ 32,279,433	\$ 33,769,605
Food As Medicine	\$ 2,087,297	\$ -	\$ 830,740	\$ 921,178
Food Security Assistance	\$ 2,071,688	\$ 137,087	\$ 733,840	\$ 880,000
Good Food Purchasing Program	\$ 4,497,975	\$ -	\$ 935,667	\$ 3,157,268
Housing for Health	\$ 14,100,001	\$ 2,500,000	\$ 4,759,906	\$ 4,874,775
Hyperlocal and In-Home Vaccination Program	\$ 2,501,852	\$ -	\$ 2,501,854	\$ -






Program scope aligns with the Justice40 initiative

State & Local Fiscal Recovery Fund: Overall Allocations and Expenses



Breakdown of Healthy Communities Budgets and Expenses (as of 12/30/2022)

Detail

Program	Total Allocation	Expended To Date	FY23 Funds Available	FY24-FY26 Reserve Budget
 Lead Poisoning Prevention Fund	\$ 3,776,461	\$ -	\$ 1,289,031	\$ 1,363,944
Opioid Overdose and Substance Use Prevention Initiative	\$ 8,139,055	\$ 5,462	\$ 1,826,807	\$ 4,942,546
Public Health Emergency Preparedness Expansion	\$ 4,942,557	\$ -	\$ 8,87,023	\$ 3,291,753
Suburban Cook County Worker Protection Program	\$ 5,232,665	\$ -	\$ 982,646	\$ 3,802,763
 Sustaining Mental Health Hotline for Suburban Residents	\$ 1,485,000	\$ -	\$ 247,500	\$ 1,177,500
 Urban Farming Initiative Gap Analysis Research	\$ 150,000	\$ -	\$ 120,000	\$ -
Vaccine Incentives Program	\$ 5,000,000	\$ 3,455,899	\$ -	\$ -
Crisis Intervention Pilot Program for Cook County	\$ 2,000,018	\$ -	\$ 518,004	\$ 1,482,012
Community Health Workers	\$ 2,941,104	\$ -	\$ -	\$ 2,941,104
Total	\$ 159,932,904	\$ 13,088,272	\$ 55,166,139	\$ 70,933,284






Program scope aligns with the Justice40 initiative

State & Local Fiscal Recovery Fund: Overall Allocations and Expenses



Breakdown of Vital Communities Budgets and Expenses (as of 12/30/2022)

Detail

Program	Total Allocation	Expended To Date	FY23 Funds Available	FY24-FY26 Reserve Budget
Abolish Medical Debt	\$ 11,999,999	\$ 624,000	\$ 5,082,046	\$ 5,153,783
 Community Conservation Corps	\$ 3,875,000	\$ -	\$ 1,345,336	\$ 1,345,336
Community Information Exchange	\$ 9,500,000	\$ -	\$ 2,040,269	\$ 7,459,734
Cook County Arts and Artists Program	\$ 4,989,053	\$ -	\$ 1,734,884	\$ 2,995,824
Cook County Early Warning Network	\$ 131,643	\$ 131,643	\$ -	\$ -
 Cook County Water Affordability Program	\$ 20,000,000	\$ -	\$ 14,000,000	\$ -
 Emergency Mortgage Assistance	\$ 15,000,000	\$ -	\$ 4,166,927	\$ 10,833,073
Fixed-Site Emergency Shelter	\$ 17,500,001	\$ -	\$ 6,591,084	\$ 6,458,804
Guaranteed Income Program	\$ 42,499,999	\$ 10,221,204	\$ 10,508,333	\$ 17,491,666
Homeless Shelter Assistance	\$ 8,410,133	\$ 3,553,231	\$ 4,000,000	\$ 933,333



Program scope aligns with the Justice40 initiative


State & Local Fiscal Recovery Fund: Overall Allocations and Expenses



Breakdown of Vital Communities Budgets and Expenses (as of 12/30/2022)

Detail

Program	Total Allocation	Expended To Date	FY23 Funds Available	FY24-FY26 Reserve Budget
 Investing in Families and Youth	\$ 14,996,869	\$ -	\$ 4,869,518	\$ 6,660,731
 Legal Aid and Eviction Prevention	\$ 19,884,597	\$ 6,269,068	\$ 8,028,109	\$ 5,983,315
Manufacturing Recovery	\$ 4,995,000	\$ 60,266	\$ 1,647,720	\$ 2,285,000
Small Business Assistance	\$ 18,415,611	\$ 6,639,305	\$ 1,696,789	\$ 5,168,865
Small Business Grant Program	\$ 71,000,000	\$ 26,501,207	\$ 20,500,000	\$ 20,000,000
Southland Metals Hub	\$ 924,990	\$ 89,925	\$ 332,200	\$ 293,040
Tourism Recovery Initiative	\$ 10,000,000	\$ 2,748,755	\$ 2,500,000	\$ 2,500,000
Transforming Places	\$ 502,178	\$ -	\$ 116,787	\$ 366,374
Veteran Affairs Expansion	\$ 3,960,013	\$ -	\$ 1,908,051	\$ 1,149,162
Permanent Supportive Housing for People Experiencing Homelessness	\$ 9,999,999	\$ -	\$ -	\$ -
Total	\$ 288,585,086	\$ 56,838,604	\$ 91,068,051	\$ 97,078,040

 Program scope aligns with the Justice40 initiative

State & Local Fiscal Recovery Fund: Overall Allocations and Expenses



Breakdown of Safe & Thriving Communities Budgets and Expenses (as of 12/30/2022)

Detail				
Program	Total Allocation	Expended To Date	FY23 Funds Available	FY24-FY26 Reserve Budget
Behavioral Health Support and Expansion	\$ 15,988,955	\$ -	\$ 3,571,409	\$ 9,885,031
Community Defense Center	\$ 2,800,000	\$ -	\$ 328,388	\$ 2,471,611
County Municipalities Preparedness Planning	\$ 1,050,000	\$ -	\$ 350,000	\$ 350,000
Gun Crime Strategy Unit	\$ 2,500,000	\$ 80,397	\$ 1,297,478	\$ 1,088,820
Healing Hurt People Chicago	\$ 4,993,080	\$ -	\$ 1,434,707	\$ 3,186,519
Housing for Justice Involved Individuals	\$ 21,834,582	\$ -	\$ 7,271,209	\$ 14,563,373
Justice Reinvestment Plan	\$ 2,000,000	\$ -	\$ 750,000	\$ 1,250,000
Programming for Domestic Violence Victims and Survivors	\$ 5,000,000	\$ -	\$ 2,500,000	\$ 2,500,000



Program scope aligns with the Justice40 initiative

State & Local Fiscal Recovery Fund: Overall Allocations and Expenses



Breakdown of Safe & Thriving Communities Budgets and Expenses (as of 12/30/2022)

Detail				
Program	Total Allocation	Expended To Date	FY23 Funds Available	FY24-FY26 Reserve Budget
Supporting Education and Employment Development (SEED)	\$ 1,002,757	\$ -	\$ 650,341	\$ 352,416
Violence Prevention Portfolio	\$ 84,999,999	\$ 5,707,110	\$ 28,333,333	\$ 3,791,492
Youth Juvenile Justice Collaborative Expansion	\$ 7,087,358	\$ -	\$ 2,226,088	\$ 3,791,492
Total	\$ 149,256,731	\$ 5,787,507	\$ 48,712,954	\$ 67,772,595



Program scope aligns with the Justice40 initiative

State & Local Fiscal Recovery Fund: Overall Allocations and Expenses



Breakdown of Sustainable Communities Budgets and Expenses (as of 12/30/2022)

Detail


Program	Total Allocation	Expended To Date	FY23 Funds Available	FY24-FY26 Reserve Budget
Brownfield Remediation	\$ 10,000,000	\$ 19,810	\$ 1,954,694	\$ 7,909,702
Businesses Reducing Impact on the Environment (BRITE) Fund	\$ 9,999,999	\$ 29,415	\$ 2,549,493	\$ 7,368,983
Climate Resiliency Plan Development	\$ 15,944,641	\$ -	\$ 302,330	\$ 15,610,387
Healthy Homes and Deep Energy Retrofit Residential Properties	\$ 29,976,511	\$ -	\$ 8,737,703	\$ 21,976,325
Land Acquisition Plan	\$ 7,000,000	\$ -	\$ 2,225,000	\$ 3,643,000
Residential Renewable Energy Subsidy	\$ 3,085,155	\$ -	\$ 828,300	\$ 2,187,029
Resilience Hubs	\$ 2,885,046	\$ -	\$ 2,025,938	\$ 757,838
Riparian Restoration	\$ 3,000,000	\$ -	\$ 950,000	\$ 1,700,000
South Suburban Household Waste and Satellite Collection	\$ 6,997,094	\$ -	\$ 1,445,264	\$ 5,551,830
Total	\$ 88,888,447	\$ 49,225	\$ 21,018,722	\$ 66,705,095


Program scope aligns with the Justice40 initiative

State & Local Fiscal Recovery Fund: Overall Allocations and Expenses



Breakdown of Smart Communities Budgets and Expenses (as of 12/30/2022)

Detail					
Program	Total Allocation	Expended To Date	FY23 Funds Available	FY24-FY26 Reserve Budget	
CFSN Expansion	\$ 10,000,000	\$ -	\$ 3,269,906	\$ 5,819,542	
 Electric Vehicle Charging Stations	\$ 5,525,214	\$ 98	\$ 2,165,200	\$ 3,293,200	
Invest in Cook	\$ 25,000,000	\$ -	\$ 15,000,000	\$ -	
 Lead Pipe Removal	\$ 4,999,531	\$ -	\$ 2,256,715	\$ -	
 Lead Service Pipe Replacement Pilot	\$ 14,999,999	\$ -	\$ 2,513,558	\$ 12,238,311	
Municipal Capacity for Capital Improvements	\$ 20,000,000	\$ 138,806	\$ 4,528,719	\$ 13,547,692	
 Rain Ready Plan and Implementation	\$ 5,999,999	\$ 430,942	\$ 1,669,463	\$ 3,249,595	
 Stormwater Management Project	\$ 20,000,000	\$ -	\$ 4,650,000	\$ 18,600,000	
Digital Equity Planning	\$ 2,000,000	\$ -	\$ -	\$ -	
Broadband Expansion at HACC Properties	\$ 1,923,777	\$ -	\$ -	\$ -	
Total	\$ 110,448,520	\$ 569,845	\$ 36,053,561	\$ 56,748,340	

 Program scope aligns with the Justice40 initiative

State & Local Fiscal Recovery Fund: Overall Allocations and Expenses



Breakdown of Open Communities Budgets and Expenses (as of 12/30/2022)

Detail				
Program	Total Allocation	Expended To Date	FY23 Funds Available	FY24-FY26 Reserve Budget
Professional Services and Administrative Costs	\$ 25,281,213	\$ 16,332,683	\$ 8,947,280	\$ -
Personnel	\$ 10,422,659	\$ 3,872,120	\$ 6,550,540	\$ -
One-time payments	\$ 17,040,787	\$ 16,525,948	\$ 514,839	\$ -
Premium Pay	\$ 34,806,450	\$ 34,806,450	\$ -	\$ -
Technical Assistance	\$ 19,403,440	\$ 11,328,690	\$ 8,074,750	\$ -
Cooperative Programs	\$ 491,666	\$ 491,666	\$ -	\$ -
Forest Preserves Premium Pay	\$ 1,658,000	\$ 1,158,000	\$ 500,000	\$ -
County Operational Reserve	\$ 94,156,482	\$ -	\$ 94,156,482	\$ -
Total	\$ 203,260,698	\$ 84,515,557	\$ 118,743,891	\$ -



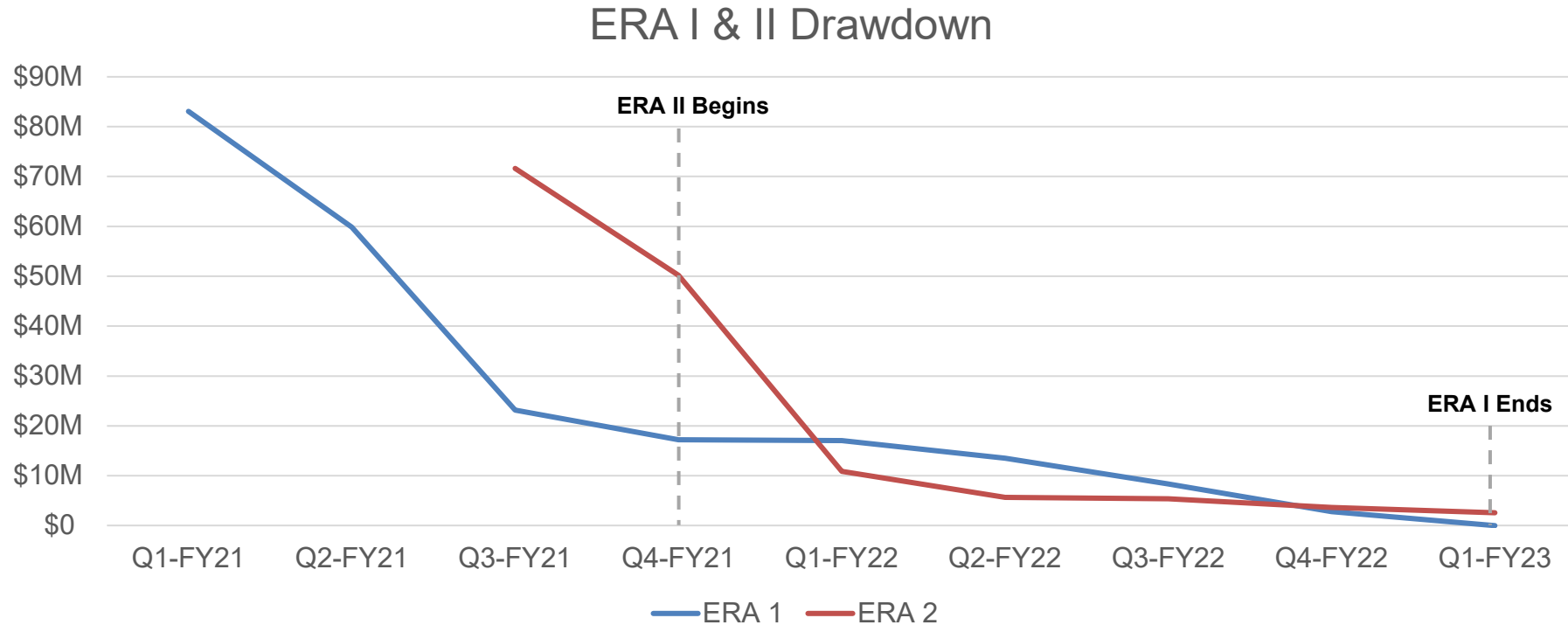
ERAP Funding

US Department of Treasury
Emergency Rental Assistance
Programs

ERA I Allocation	ERA II Allocation	IDHS Allocation
\$88,369,211	\$77,775,799	\$15,000,000

Emergency Rental Assistance: Aid Disbursement

The following outlines disbursements over time for ERA I & II. The IDHS program will begin shortly.



	2021				2022				2023
	Q1*	Q2	Q3	Q4	Q1	Q2	Q3	Q4	Q1
ERA I	\$0.00	\$23.2M	\$36.7M	\$5.9M	\$174K	\$3.6M	\$5.1M	\$5.5M	\$2.8M
ERA II	N/A	N/A	N/A	\$21.4M	\$39.3M	\$5.2M	\$309K	\$1.7M	\$1.1M
IDHS	N/A	N/A	N/A	N/A	N/A	N/A	N/A	N/A	Start

* This reflects the County's quarters. The beginning of a quarter in the graph represents the expenditures of the quarter from the prior point on the line.



FEMA PA Funding

Federal Emergency Management
Agency Public Assistance Grant

\$348,927,546.18

FEMA Update for FY2022 Non-Personnel* Expenditures

FY2022 non-personnel FEMA submissions and reimbursements through December 30, 2022, total \$57,088,053 and \$1,023,624, respectively.

Project Worksheet	Department(s)	Project Value	Expected Reimbursement (100%)**	Received to Date	Submitted to FEMA	Approval Status
MS-14	CCH – Non-Pharmaceuticals	\$1,330,050	\$1,330,050	\$0	Yes	FEMA Review
MS-15	CCH – Non-Pharmaceuticals	\$2,078,209	\$2,078,209	\$0	Yes	FEMA Review
MedEx-05	Medical Examiner	\$261,369	\$261,369	\$261,369	Yes	Reimbursed
MedEx-06	Medical Examiner	\$244,162	\$244,162	\$244,162	Yes	Reimbursed
MedEx-07	Medical Examiner	\$202,175	\$202,175	\$202,175	Yes	Reimbursed
MedEx-08	Medical Examiner	\$203,806	\$203,806	\$0	Yes	FEMA Review
SOO-4	Safe Opening and Operations	\$315,918	\$315,918	\$315,918	Yes	Reimbursed
SOO-5	Safe Opening and Operations	\$559,076	\$559,076	\$0	Yes	FEMA Review
C-05	Contract Nurses (non-vaccination)	\$24,175,410	\$24,175,410	\$0	Yes	FEMA Review
C-06	Contract Nurses (non-vaccination)	\$14,656,872	\$14,656,872	\$0	Yes	FEMA Review
C-07	Contract Nurses (non-vaccination)	\$7,441,194	\$7,441,194	\$0	Yes	FEMA Review
C-08	Contract Nurses (non-vaccination)	\$3,456,193	\$3,456,193	\$0	Yes	FEMA Review
C-11	Contract Nurses (non-vaccination)	\$2,164,339	\$2,164,339	\$0	Yes	FEMA Review
		\$57,088,053	\$57,088,053	\$1,023,624		

Project Worksheet Categories: MS = Materials & Supplies; C = Contracts

* Note project worksheets (PW) listed are for reimbursement of non-personnel expenditures incurred in fiscal year 2022. PW value may vary from month-to-month as transactions are added or removed from a PW.

**Per President Biden's Executive Order issued on 2/3/2021, FEMA reimbursement matches were increased to 100% through 7/1/2022.

*** Effective as of 7/2/2022, FEMA reimbursement matches were decreased to a 90/10 federal cost share.

FEMA Update for FY2022 Public Safety and Public Health Personnel Expenditures

FY2022 Public Safety personnel FEMA submissions and reimbursements through December 30, 2022, total \$4,879,133 and \$0, respectively.

Project Worksheet*	Department(s)	Project Value**	Expected Reimbursement (100%)***	Received to Date	Submitted to FEMA	Approval Status
L-01.U	Sheriff Labor – December-March	\$3,783,273	\$3,783,273	\$0	Yes	FEMA Review
L-01.V	Sheriff Labor – April-June	\$1,095,860	\$1,095,860	\$0	Yes	FEMA Review
L-02.U	Cook County Health Labor – December-March	\$3,960,709	\$3,960,709	\$0	Yes	FEMA Review
L-02.V	Cook County Health Labor – April-June	\$2,492,871	\$2,492,871	\$0	Yes	FEMA Review
		\$11,332,712	\$11,332,712	\$0		

Project Worksheet*	Department(s)	Project Value**	Expected Reimbursement (90%)****	Received to Date	Submitted to FEMA	Approval Status
L-01.W	Sheriff Labor – July-September	\$26,428	\$23,785	\$0	Yes	FEMA Review
L-02.W	Cook County Health Labor – July-September	\$2,688,375	\$2,419,502	\$0	Yes	FEMA Review
		\$2,714,803	\$2,443,287	\$0		

Project Worksheet Category: L = Overtime Personnel Costs

* Project worksheets (PW) listed are for reimbursement of personnel overtime expenditures incurred in fiscal year 2021. Project value is determined through reconciliation between timesheets and payroll for eligible overtime, aligning hours to specific COVID-related activities, and comparing against existing Collective Bargaining Agreements (CBAs) and other personnel policies.

** PW value may vary as reconciliation between timekeeping systems, payroll records, and activity records are completed for a PW.

*** Per President Biden's Executive Order issued on 2/3/2021, FEMA reimbursement matches were increased to 100% through 7/1/2022.

**** Effective as of 7/2/2022, FEMA reimbursement matches were decreased to a 90/10 federal cost share.

FEMA Update for FY2021 and FY2022 Vaccine Expenditures

Expedited funding covered FY2021 expenses through October 2021.
Standard Form amendment has been submitted for FY2022 expenses through March 2022.

Project Worksheet	Vaccination Operation(s)	Project Value (100%)	Submitted to FEMA	Obligated Amount	Payment Received to Date	Date Submitted to FEMA	Status
V-01	Vaccination	\$99,259,603					
	Expedited Funding		\$49,629,802	\$49,629,802	\$49,629,802	11/26/2020	Advanced
	Amendment Nov '21 – Mar '22		\$23,036,025	\$23,036,025	\$23,036,025	02/25/2022	Reimbursed
	Final Amendment		\$11,989,152			12/27/2022	FEMA Review
		\$99,259,603	\$84,654,979	\$72,665,827	\$72,665,827		

*Submitted to FEMA reflects FEMA eligible expenses beyond the expedited funds and current obligation.



CARES Act Funding

US Department of Treasury
Coronavirus Relief Fund

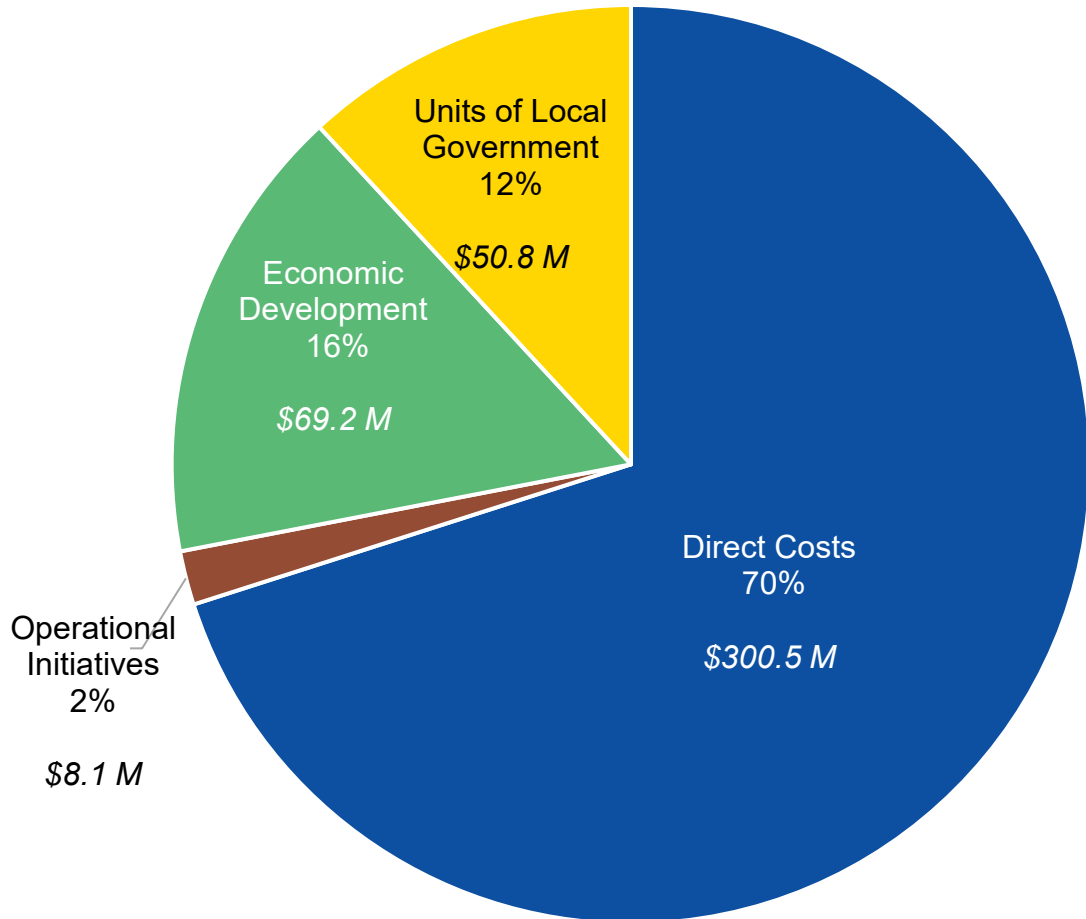
\$428,597,905.20

Cook County officially closed out all CARES Act Funding and submitted final reports as of July 11, 2022.

CRF Final Allocations

Final Cook County Allocations of CARES Act Coronavirus Relief Fund (CRF) Dollars

\$428.6 M Coronavirus Relief Fund (CRF)



Program	Details
Direct Costs	<ul style="list-style-type: none"> • Labor costs • Agency cost reimbursement • PPE/Cleaning Supplies • Technical Assistance • Detention Center Costs • Facility Cleaning/Security Costs
Operational Initiatives	<ul style="list-style-type: none"> • Workspace redesign • Telework capabilities • Public Health initiatives
Economic Development	<ul style="list-style-type: none"> • CC Recovery Loan Program • Other short-term ED initiatives
Units of Local Government	<ul style="list-style-type: none"> • Cost Reimbursements • Future Expenses

CRF Final Allocation Program Detail

100% of the County's Coronavirus Relief Fund allocation has been expended.

\$300.5M

Category	Amount
Labor costs	\$264,960,276
Institutional supplies, PPE, public health enhancements	\$5,041,049
Detention center costs	\$7,786,330
Technical assistance	\$8,247,329
Supplemental staffing costs	\$9,099,564
Mailing and publishing costs	\$1,661,522
Agency cost reimbursement	\$3,619,522
TOTAL	\$300,415,592

DIRECT COSTS (\$300.5 M)
Expended Amounts

\$8.1M

Category	Amount
Workspace redesign	\$2,102,989
Telework capabilities	\$3,191,408
Public health initiatives	\$2,833,322
TOTAL	\$8,127,719

OPERATIONAL INITIATIVES (\$8.1 M)
Expended Amounts

\$50.8M

Unit of Government	Approved	Ineligible	Total
Suburban Municipalities	257	4	261
Townships	17	1	18
Fire Protection Districts	17	4	21
Library Districts	59	2	61
Park Districts	63	0	63
Water Reclamation, Forest Preserve	2	0	2

UNITS OF LOCAL GOVT (\$50.8 M)*
Application Status

\$69.2M

Sub-Program	Amount
Small Business Recovery Grant Program	\$20,979,910
The Southland Equitable Recovery Stimulus Program	\$1,375,000
CCCRF Business Loan Forgiveness Program	\$9,000,000
Recovery Job Training and Placement Program	\$4,000,000
Rental Assistance	\$5,695,611
Mortgage Assistance	\$7,088,242
Homeless Shelter Assistance	\$8,012,032
Housing Stability Assistance	\$2,981,793
Food Security Assistance	\$1,040,401
Resident Cash Assistance	\$8,639,103
Marketing Expenses for Programs	\$164,062
Forest Preserve Experience	\$253,290
TOTAL	\$69,229,444

ECONOMIC DEVELOPMENT (\$69.2 M)
Expenditures

*See pages 37 through 41 for breakdown of funds distributed.

Economic Development Allocations | *Final*

Program	Sub Program	Allocation as of February 28, 2021	Allocation as of March 31, 2021	Allocation as of April 30, 2021	Allocation as of May 28, 2021	Allocation as of June 28, 2021	Allocation as of August 27, 2021	Allocation as of September 17, 2021	Allocation as of October 14, 2021	Allocation as of November 30, 2021
Small Business	Small Business Recovery Grant Program	\$19,110,000	\$20,110,000	\$23,110,000	\$23,110,000	\$23,110,000	\$21,710,000	\$21,710,000	\$20,110,000	\$20,979,910
	The Southland Equitable Recovery Stimulus Program	\$1,500,000	\$1,500,000	\$1,500,000	\$1,500,000	\$1,500,000	\$1,375,000	\$1,375,000	\$1,375,000	\$1,375,000
	CCCRF Business Loan Forgiveness Program	\$9,000,000	\$9,000,000	\$9,000,000	\$9,000,000	\$9,000,000	\$9,000,000	\$9,000,000	\$9,000,000	\$9,000,000
Workforce	Recovery Job Training and Placement Program	\$4,000,000	\$4,000,000	\$4,000,000	\$4,000,000	\$4,000,000	\$4,000,000	\$4,000,000	\$4,000,000	\$4,000,000
Housing	Rental Assistance	\$10,000,000	\$10,000,000	\$5,695,611	\$5,695,611	\$5,695,611	\$5,695,611	\$5,695,611	\$5,695,611	\$5,695,611
	Mortgage Assistance	\$15,500,000	\$15,500,000	\$7,088,242	\$7,088,242	\$7,088,242	\$7,088,242	\$7,088,242	\$7,088,242	\$7,088,242
Emergency Social Services	Homeless Shelter Assistance	\$6,617,500	\$6,767,500	\$6,742,500	\$6,742,500	\$6,742,500	\$8,542,500	\$8,542,500	\$8,510,330	\$8,012,032
	Housing Stability Assistance	\$1,077,000	\$1,577,000	\$3,077,000	\$3,077,000	\$3,077,000	\$3,427,000	\$3,427,000	\$3,427,000	\$2,981,793
	Food Security Assistance	\$1,100,000	\$1,250,000	\$1,250,000	\$1,250,000	\$1,250,000	\$1,250,000	\$1,250,000	\$1,250,000	\$1,040,401
	Resident Cash Assistance	\$11,240,500	\$8,639,103	\$8,639,103	\$8,639,103	\$8,639,103	\$8,639,103	\$8,639,103	\$8,639,103	\$8,639,103
Marketing	Program Marketing Expenses	\$163,947	\$165,956	\$164,062	\$164,062	\$164,062	\$164,062	\$164,062	\$164,062	\$164,062
Forest Preserve	Forest Preserve Experience				\$253,290	\$253,290	\$253,290	\$253,290	\$253,290	\$253,290
Unobligated	Unobligated Funds	\$0	\$0	\$5,502,957	\$5,280,193	\$5,280,193	\$4,685,303	\$0	\$0	\$0
Transferred	Transferred to Direct Costs	\$5,000,000	\$5,000,000	\$5,000,000	\$6,059,499	\$6,059,499	\$6,059,499	\$10,744,802	\$10,744,802	\$12,630,056

CRF Update | Units of Local Government

As of March 31, 2021, 100% of funding for Units of Local Government has been expended.

Expended Detail	
Unit of Government	Funding Awarded
Acorn Public Library District	\$ 5,000.00
Alsip Park District	\$ 5,000.00
Alsip-Merrionette Park Public Library District	\$ 5,000.00
Arlington Heights Park District	\$ 5,000.00
Barrington Park District	\$ 5,000.00
Barrington Township	\$ 5,000.00
Bartlett Fire Protection District	\$ 44,500.00
Bartlett Park District	\$ 5,000.00
Bellwood Public Library	\$ 4,943.99
Berkeley Public Library	\$ 5,000.00
Berwyn Park District	\$ 5,000.00
Blue Island Public Library	\$ 5,000.00
Bridgeview Public Library	\$ 5,000.00
Broadview Park District	\$ 5,000.00
Broadview Public Library District	\$ 4,513.23
Brookfield Public Library	\$ 4,841.06

Expended Detail	
Unit of Government	Funding Awarded
Buffalo Grove Park District	\$ 5,000.00
Burbank Park District	\$ 5,000.00
Burr Ridge Park District	\$ 5,000.00
Central Stickney Fire Protection District	\$ 5,900.00
Central Stickney Park District	\$ 3,075.71
Chicago Ridge Park District	\$ 5,000.00
Chicago Ridge Public Library	\$ 5,000.00
Cicero Public Library	\$ 5,000.00
City of Berwyn	\$ 800,351.45
City of Blue Island	\$ 710,816.33
City of Burbank	\$ 609,154.42
City of Calumet City	\$ 723,745.03
City of Chicago Heights	\$ 741,324.54
City of Countryside	\$ 180,517.75
City of Des Plaines	\$ 626,738.44
City of Evanston	\$ 631,214.31

Expended Detail	
Unit of Government	Funding Awarded
City of Harvey	\$ 779,053.57
City of Hickory Hills	\$ 345,091.40
City of Hometown	\$ 607,689.57
City of Markham	\$ 692,813.56
City of Northlake	\$ 380,441.03
City of Oak Forest	\$ 320,759.65
City of Palos Heights	\$ 300,985.47
City of Palos Hills	\$ 468,694.28
City of Park Ridge	\$ 385,903.17
City of Prospect Heights	\$ 343,113.47
City of Rolling Meadows	\$ 328,925.36
Community Park District of La Grange Park	\$ 5,000.00
Country Club Hills	\$ 532,024.91
Deerfield Park District	\$ 5,000.00
Des Plaines Park District	\$ 5,000.00
Dolton Park District	\$ 5,000.00

Expended Detail	
Unit of Government	Funding Awarded
Dolton Public Library District	\$ 5,000.00
East Dundee & Countryside Fire Protection District	\$ 5,000.00
Eisenhower Public Library District	\$ 5,000.00
Elk Grove Village	\$ 12,000.00
Elk Grove Village Public Library	\$ 5,000.00
Elmhurst Park District	\$ 5,000.00
Elmwood Park Public Library	\$ 4,481.04
Evergreen Park Public Library	\$ 5,000.00
Forest Park Public Library	\$ 4,266.32
Forest Preserves of Cook County	\$ 500,000.00
Frankfort Square Park District	\$ 5,000.00
Franklin Park Public Library District	\$ 5,000.00
Glencoe Park District	\$ 5,000.00
Glencoe Public Library	\$ 5,000.00
Glenview Park District	\$ 5,000.00
Glenwood-Lynwood Public Library District	\$ 4,761.13

CRF Update | Units of Local Government

As of March 31, 2021, 100% of funding for Units of Local Government has been expended.

Expended Detail	
Unit of Government	Funding Awarded
Golf Maine Park District	\$ 5,000.00
Grande Prairie Public Library	\$ 5,000.00
Green Hills Public Library District	\$ 5,000.00
Hanover Park Park District	\$ 5,000.00
Hanover Township	\$ 46,000.00
Harvey Park District	\$ 5,000.00
Harvey Public Library District	\$ 5,000.00
Hickory Hills Park District	\$ 5,000.00
Hodgkins Park District	\$ 5,000.00
Hoffman Estates Park District	\$ 5,000.00
Homewood Flossmoor Park District	\$ 5,000.00
Homewood Public Library District	\$ 5,000.00
Indian Trails Public Library District	\$ 5,000.00
Inverness Park District	\$ 5,000.00
Justice Park District	\$ 5,000.00
Justice Public Library District	\$ 5,000.00

Expended Detail	
Unit of Government	Funding Awarded
Kenilworth Park District	\$ 5,000.00
La Grange Park Public Library District	\$ 4,990.65
La Grange Public Library	\$ 5,000.00
Lemont Park District	\$ 5,000.00
Lemont Township	\$ 4,124.82
Leyden Fire Protection District	\$ 19,100.00
Leyden Township	\$ 5,000.00
Lincolnwood Public Library District	\$ 5,000.00
Long Grove Fire Protection District	\$ 5,000.00
Maine Township	\$ 5,000.00
Markham Public Library	\$ 5,000.00
Maywood Park District	\$ 5,000.00
Maywood Public Library District	\$ 5,000.00
McCook Park District	\$ 1,039.44
McCook Public Library	\$ 5,000.00
Memorial Park District	\$ 5,000.00

Expended Detail	
Unit of Government	Funding Awarded
Metropolitan Water Reclamation District	\$ 212,000.00
Midlothian Park District	\$ 5,000.00
Midlothian Public Library	\$ 5,000.00
Mokena Fire Protection District	\$ 5,000.00
Morton Grove Park District	\$ 5,000.00
Mount Prospect Park District	\$ 5,000.00
Mount Prospect Public Library	\$ 5,000.00
Niles Park District	\$ 5,000.00
Niles-Maine District Library	\$ 5,000.00
North Berwyn Park District	\$ 5,000.00
North Maine Fire Protection District	\$ 37,400.00
North Palos Fire Protection District	\$ 36,000.00
North Riverside Public Library District	\$ 5,000.00
Northbrook Park District	\$ 5,000.00
Northbrook Public Library	\$ 5,000.00
Northfield Park District	\$ 5,000.00

Expended Detail	
Unit of Government	Funding Awarded
NorthLake Fire Protection District	\$ 19,600.00
Northlake Public Library District	\$ 5,000.00
Oak Forest Park District	\$ 5,000.00
Oak Park Public Library	\$ 5,000.00
Oak Park Township	\$ 38,000.00
Orland Fire District	\$ 136,200.00
Orland Park Public Library	\$ 5,000.00
Orland Township	\$ 22,592.02
Palatine Park District	\$ 5,000.00
Palatine Rural Fire Protection District	\$ 30,100.00
Palatine Township	\$ 5,000.00
Palos Fire Protection District	\$ 24,200.00
Palos Heights Fire Protection District	\$ 23,900.00
Palos Heights Public Library	\$ 5,000.00
Palos Park Public Library	\$ 3,305.75
Palos Township	\$ 11,000.00

CRF Update | Units of Local Government

As of March 31, 2021, 100% of funding for Units of Local Government has been expended.

Expended Detail	
Unit of Government	Funding Awarded
Park District of Forest Park	\$ 5,000.00
Park District of Franklin Park	\$ 5,000.00
Park District of La Grange	\$ 5,000.00
Park District of Oak Park	\$ 5,000.00
Park Forest Public Library	\$ 5,000.00
Park Ridge Park District	\$ 5,000.00
Park Ridge Public Library	\$ 5,000.00
Pleasant Dale Park District	\$ 5,000.00
Pleasantview Fire Protection	\$ 38,000.00
Poplar Creek Public Library District	\$ 5,000.00
Prairie Trails Public Library District	\$ 5,000.00
Prospect Heights Fire Protection District	\$ 40,500.00
Prospect Heights Park District	\$ 5,000.00
Proviso Township	\$ 5,000.00
Rich Township	\$ 20,000.00
Richton Park Public Library District	\$ 5,000.00

Expended Detail	
Unit of Government	Funding Awarded
River Forest Public Library	\$ 5,000.00
River Grove Public Library District	\$ 3,623.51
Riverdale Public Library District	\$ 5,000.00
Riverside Public Library	\$ 5,000.00
Riverside Township	\$ 5,000.00
Robbins Park District	\$ 5,000.00
Roberts Park Fire Protection District	\$ 50,200.00
Rolling Meadows Park District	\$ 5,000.00
Roselle Public Library	\$ 5,000.00
Salt Creek Rural Park District	\$ 5,000.00
Sauk Village	\$ 599,027.95
Schaumburg Township	\$ 35,000.00
Schaumburg Township District Library	\$ 5,000.00
Skokie Park District	\$ 5,000.00
Skokie Public Library	\$ 5,000.00
South Barrington Park District	\$ 5,000.00

Expended Detail	
Unit of Government	Funding Awarded
South Holland Public Library	\$ 5,000.00
Stickney Township	\$ 5,000.00
Stickney-Forest View Public Library	\$ 4,464.78
Streamwood Park District	\$ 5,000.00
Summit Park District	\$ 4,595.00
Summit Public Library District	\$ 3,253.35
Thornton Public Library	\$ 3,613.31
Thornton Township	\$ 57,000.00
Tinley Park-Park District	\$ 5,000.00
Town of Cicero	\$ 1,074,912.77
Tri-State Fire Protection District	\$ 12,300.00
Veteran Parks District	\$ 5,000.00
Village of Buffalo Grove	\$ 120,268.08
Village of Alsip	\$ 300,448.31
Village of Arlington Heights	\$ 601,733.65
Village of Barrington	\$ 65,572.86

Expended Detail	
Unit of Government	Funding Awarded
Village of Barrington Hills	\$ 28,720.85
Village of Bartlett	\$ 156,006.86
Village of Bedford Park	\$ 223,212.37
Village of Bellwood	\$ 611,698.99
Village of Berkeley	\$ 204,956.06
Village of Bridgeview	\$ 440,754.61
Village of Broadview	\$ 501,935.86
Village of Brookfield	\$ 461,242.95
Village of Burnham	\$ 624,827.81
Village of Burr Ridge	\$ 42,876.35
Village of Calumet Park	\$ 464,761.73
Village of Chicago Ridge	\$ 591,104.32
Village of Crestwood	\$ 357,018.22
Village of Deerfield	\$ 13,768.37
Village of Dixmoor	\$ 537,320.86
Village of Dolton	\$ 759,474.52

CRF Update | Units of Local Government

As of March 31, 2021, 100% of funding for Units of Local Government has been expended.

Expended Detail	
Unit of Government	Funding Awarded
Village of East Hazel Crest	\$ 347,139.94
Village of Elk Grove	\$ 376,701.76
Village of Elmwood Park	\$ 547,329.30
Village of Evergreen Park	\$ 377,193.77
Village of Flossmoor	\$ 221,789.61
Village of Ford Heights	\$ 606,278.38
Village of Forest Park	\$ 307,976.31
Village of Forest View	\$ 127,171.33
Village of Franklin Park	\$ 316,307.51
Village of Glencoe	\$ 71,528.41
Village of Glenview	\$ 432,229.37
Village of Glenwood	\$ 397,174.03
Village of Golf	\$ 29,742.75
Village of Hanover Park	\$ 263,480.63
Village of Harwood Heights	\$ 276,263.63
Village of Hazel Crest	\$ 588,961.02

Expended Detail	
Unit of Government	Funding Awarded
Village of Hillside	\$ 259,069.99
Village of Hinsdale	\$ 30,358.09
Village of Hodgkins	\$ 179,372.20
Village of Hoffman Estates	\$ 438,795.15
Village of Homewood	\$ 448,731.52
Village of Indian Head Park	\$ 115,533.82
Village of Inverness	\$ 92,630.72
Village of Justice	\$ 509,151.16
Village of Kenilworth	\$ 34,029.39
Village of La Grange	\$ 221,122.55
Village of La Grange Park	\$ 334,534.31
Village of Lansing	\$ 522,341.94
Village of Lemont	\$ 195,668.71
Village of Lincolnwood	\$ 277,113.95
Village of Lynwood	\$ 540,904.97
Village of Lyons	\$ 466,285.13

Expended Detail	
Unit of Government	Funding Awarded
Village of Matteson	\$ 356,723.20
Village of Maywood	\$ 697,513.71
Village of McCook	\$ 80,042.36
Village of Melrose Park	\$ 669,556.39
Village of Merrionette Park	\$ 267,696.19
Village of Midlothian	\$ 378,510.34
Village of Morton Grove	\$ 354,243.43
Village of Mount Prospect	\$ 514,578.25
Village of Niles	\$ 531,411.14
Village of Norridge	\$ 362,533.02
Village of North Riverside	\$ 198,278.21
Village of Northbrook	\$ 317,837.11
Village of Northfield	\$ 58,633.11
Village of Oak Lawn	\$ 692,838.16
Village of Oak Park	\$ 462,182.53
Village of Olympia Fields	\$ 181,184.92

Expended Detail	
Unit of Government	Funding Awarded
Village of Orland Hills	\$ 164,705.78
Village of Orland Park	\$ 487,099.25
Village of Palatine	\$ 558,761.23
Village of Palos Park	\$ 180,866.08
Village of Park Forest	\$ 584,910.11
Village of Phoenix	\$ 545,212.76
Village of Posen	\$ 528,665.06
Village of Richton Park	\$ 461,278.26
Village of River Forest	\$ 112,941.95
Village of River Grove	\$ 470,813.79
Village of Riverdale	\$ 667,654.91
Village of Riverside	\$ 136,718.94
Village of Robbins	\$ 667,046.58
Village of Roselle	\$ 47,459.57
Village of Rosemont	\$ 273,317.23
Village of Schaumburg	\$ 568,426.86

CRF Update | Units of Local Government

As of March 31, 2021, 100% of funding for Units of Local Government has been expended.

Expended Detail	
Unit of Government	Funding Awarded
Village of Schiller Park	\$ 286,974.29
Village of Skokie	\$ 545,358.12
Village of South Barrington	\$ 8,279.06
Village of South Chicago Heights	\$ 517,671.01
Village of South Holland	\$ 567,599.78
Village of Steger	\$ 172,531.82
Village of Stickney	\$ 555,051.86
Village of Stone Park	\$ 596,689.68
Village of Streamwood	\$ 473,512.78
Village of Summit	\$ 641,244.46
Village of Thornton	\$ 293,150.09
Village of Tinley Park	\$ 395,275.56
Village of University Park	\$ 29,348.33
Village of Westchester	\$ 285,144.03
Village of Western Springs	\$ 127,956.91
Village of Wheeling	\$ 633,226.91

Expended Detail	
Unit of Government	Funding Awarded
Village of Willow Springs	\$ 141,595.91
Village of Wilmette	\$ 201,608.77
Village of Winnetka	\$ 106,966.73
Village of Worth	\$ 274,025.91
Westchester Park District	\$ 5,000.00
Westchester Public Library	\$ 5,000.00
Western Springs Park District	\$ 5,000.00
Wheeling Park District	\$ 5,000.00
Wheeling Township	\$ 5,000.00
William Leonard Public Library District	\$ -
Winnetka Park District	\$ 5,000.00
Winnetka-Northfield Public Library District	\$ 5,000.00
Worth Park District	\$ 5,000.00
Worth Township	\$ 23,000.00