
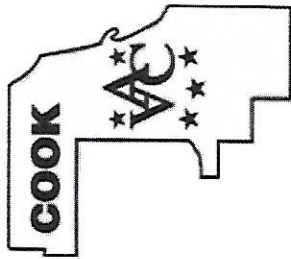




VETERANS ASSISTANCE COMMISSION
OF COOK COUNTY



3rd Quarter 2022

(June 1, 2022 - August 31, 2022)



3rd Quarter 2022 Operating Expenses Veterans Assistance Commission of Cook County

(6/10 + 6/24) (7/8 + 7/22) (8/5 + 8/19)

PERSONNEL (Office Staff)	JUNE 2022	JULY 2022	AUGUST 2022
SALARIES/Wages - Regular EE	\$ 11,272.00	\$ 11,272.00	\$ 11,272.00
SALARIES/Wages - Part-Time EE	\$ -	\$ -	\$ -
MANDATORY MEDICARE (1.45%) - ER	\$ 245.16	\$ 163.44	\$ 163.44
MANDATORY WOMAN'S COM. (1.5%)			
ADP Pay-by-Pay	\$ 21.41	\$ 42.82	\$ 42.82
MANDATORY FICA (Social Security 7.65%) - ER	\$ 698.88	\$ 784.52	\$ 698.88
FUTA (STATE - IL TAX) - ER	\$ -	\$ -	\$ -
UNEMPLOYMENT COMPENSATION (State 0.925%) - ER	\$ -	\$ -	\$ -
PROFESSIONAL DEVELOPMENT fee	\$ -	\$ -	\$ -
TRAINING PROGRAM for Staff	\$ -	\$ -	\$ -
TRANSPORTATION and TRAVEL Exp.	\$ -	\$ 149.41	\$ 116.35
SUBTOTAL: PERSONNEL SERVICES	\$ 12,237.45	\$ 12,412.19	\$ 12,293.49

3rd QTR 2022 TOTALS	vs	3rd Qtr. BUDGET 2022
\$ 33,816.00		\$ 54,132.00
\$ -		\$ -
\$ 572.04		\$ 785.00
\$ 107.05		\$ 250.00
\$ 2,182.28		\$ 3,822.00
\$ -		\$ -
\$ -		\$ 800.00
\$ -		\$ -
\$ -		\$ -
\$ 265.76		\$ 250.00
\$ -		\$ -
\$ 36,943.13		\$ 60,039.00

CONTRACTUAL SERVICES (Indigent Veterans & Minors)	JUNE 2022	JULY 2022	AUGUST 2022
VETERANS DISBURSEMENTS (SEE ATTACHED)	\$ 27,521.54	\$ 23,013.84	\$ 40,156.55
COMMUNICATION SERVICES	\$ -	\$ -	\$ -
GRAPHICS & REPRODUCTION SERVICE	\$ 10.00	\$ -	\$ -
MANDATORY INSURANCE PREMIUMS (Fidelity Bonds)	\$ 100.00	\$ -	\$ -
MANDATORY LIABILITY INSURANCE (Directors & Employees) per IGA	\$ -	\$ -	\$ -
MANDATORY BANK ANALYSIS FEES - AMALGAMATED (PAYROLL + GENERAL)	\$ 75.31	\$ 211.62	\$ 137.02
PAYROLL / ACCOUNTING - ADP Invoice	\$ 288.13	\$ 298.72	\$ 298.72
POSTAGE (Sent on behalf of Veterans)	\$ -	\$ -	\$ -
MANDATORY PROFESSIONAL SERVICES (Government Tax Filings)	\$ -	\$ -	\$ -
IACVAC Membership Dues	\$ -	\$ -	\$ -
SUBTOTAL: CONTRACTUAL SERVICES	\$ 27,994.98	\$ 23,524.18	\$ 40,592.29

3rd QTR 2022 TOTALS	vs	3rd Qtr. BUDGET 2022
\$ 90,691.93		\$ 53,750.00
\$ -		\$ -
\$ 10.00		\$ 100.00
\$ 100.00		\$ -
\$ -		\$ -
\$ 423.95		\$ 325.00
\$ 885.57		\$ 1,000.00
\$ -		\$ 249.00
\$ -		\$ -
\$ -		\$ -
\$ 92,111.45		\$ 55,424.00

OFFICE (Supplies, material, Website)	JUNE 2022	JULY 2022	AUGUST 2022
OFFICE SUPPLIES & MATERIAL (Office Depot)	\$ -	\$ 364.29	\$ -
COMPUTER OPERATIONS SUPPLIES	\$ -	\$ -	\$ -
RENTAL & LEASING	\$ -	\$ -	\$ -
WATER (Quench)	\$ -	\$ -	\$ -
PETTY CASH	\$ -	\$ -	\$ -
WEBSITE / OUTREACH	\$ -	\$ -	\$ -
SUBTOTAL: OFFICE	\$ -	\$ 364.29	\$ -

3rd QTR 2022 TOTALS	vs	3rd Qtr. BUDGET 2022
\$ 364.29		\$ 437.00
\$ -		\$ -
\$ -		\$ -
\$ -		\$ 63.00
\$ -		\$ 225.00
\$ -		\$ 250.00
\$ 364.29		\$ 975.00

TOTAL	\$ 40,232.43	\$ 36,300.66	\$ 52,885.78
--------------	---------------------	---------------------	---------------------

\$ 129,418.87		\$ 116,438.00
----------------------	--	----------------------

VETERANS PROCESSED in OFFICE	CALLS HANDLED	OUTREACH EVENTS	
267	418	22	1st QTR.
268	598	35	2nd QTR.
447	733	22	3rd QTR.
0	0	0	4th QTR.
982	1749	79	YTD

ACTUAL	BUDGET
\$ 101,109.17	\$ 116,438.00
\$ 112,937.59	\$ 116,438.00
\$ 129,418.87	\$ 116,438.00
\$ -	\$ 121,966.00
\$ 343,465.63	\$ 471,280.00

3rd QUARTER 2022

DISBURSEMENT REPORT

JUNE 2022	CTA SINGLE RIDE		CTA 7-DAY		PACE 1-DAY		MORTGAGE		RENT				
	VETS	CARDS	TOTAL	VETS	CARDS	TOTAL	VETS	TOTAL	VETS	TOTAL			
Jun 1 - 3	4	20	\$ 110.00	2	2	\$ 41.00	1	7	\$ 28.00	2	\$ 2,000.00	0	\$ -
Jun 6 - 10	10	47	\$ 258.50	5	5	\$ 102.50	4	24	\$ 96.00	0	\$ -	3	\$ 3,000.00
Jun 13 - 17	14	72	\$ 396.00	3	3	\$ 61.50	5	25	\$ 100.00	1	\$ 1,000.00	0	\$ -
Jun 20 - 24	6	30	\$ 165.00	9	9	\$ 184.50	6	29	\$ 116.00	1	\$ 1,000.00	1	\$ 1,000.00
Jun 27 - 30	4	19	\$ 104.50	16	16	\$ 328.00	4	23	\$ 92.00	0	\$ -	1	\$ 1,000.00
JUNE TOTALS	38	188	\$ 1,034.00	35	35	\$ 717.50	20	108	\$ 432.00	4	\$ 4,000.00	5	\$ 5,000.00
JULY 2022													
JUL 1 - 3	0	0	\$ -	1	1	\$ 20.50	0	0	\$ -	0	\$ -	0	\$ -
JUL 4 - 8	4	17	\$ 93.50	11	11	\$ 225.50	0	0	\$ -	0	\$ -	2	\$ 2,000.00
JUL 11 - 15	1	2	\$ 11.00	22	22	\$ 451.00	0	0	\$ -	0	\$ -	3	\$ 2,690.00
JUL 18 - 22	2	10	\$ 55.00	17	17	\$ 348.50	0	0	\$ -	1	\$ 1,000.00	0	\$ -
JUL 25 - 29	11	55	\$ 302.50	8	8	\$ 164.00	3	17	\$ 68.00	0	\$ -	2	\$ 1,979.54
JULY TOTALS	18	84	\$ 462.00	59	59	\$ 1,209.50	3	17	\$ 68.00	1	\$ 1,000.00	7	\$ 6,669.54
AUGUST 2022													
AUG 1 - 5	9	40	\$ 220.00	7	7	\$ 143.50	5	25	\$ 100.00	0	\$ -	6	\$ 5,970.00
AUG 8 - 12	4	22	\$ 121.00	6	6	\$ 123.00	2	11	\$ 44.00	0	\$ -	6	\$ 5,279.80
AUG 15 - 19	5	29	\$ 159.50	12	12	\$ 246.00	4	26	\$ 104.00	0	\$ -	2	\$ 2,000.00
AUG 22 - 26	3	19	\$ 104.50	13	13	\$ 266.50	4	25	\$ 100.00	1	\$ 1,000.00	1	\$ 995.00
AUG 29 - 31	2	14	\$ 77.00	10	10	\$ 225.50	2	12	\$ 48.00	0	\$ -	2	\$ 1,650.00
AUGUST TOTALS	23	124	\$ 682.00	48	48	\$ 1,004.50	17	99	\$ 396.00	1	\$ 1,000.00	17	\$ 15,894.80
3rd QTR. TOTALS													
TOTALS	79	396	\$ 2,178.00	142	142	\$ 2,931.50	40	224	\$ 896.00	6	\$ 6,000.00	29	\$ 27,564.34

3rd QUARTER 2022

DISBURSEMENT REPORT

ELECTRIC VETS TOTAL	GAS		WATER		ALDI GIFTCARD		UNIFORM		TOOLS / MISC.		BURIAL		
	VETS	TOTAL	VETS	TOTAL	VETS	CARDS	TOTAL	VETS	TOTAL	VETS	TOTAL	VETS	TOTAL
4 \$ 1,552.23	2 \$	1,000.00	1 \$	500.00	5	5 \$	500.00	0 \$	-	0 \$	-	0 \$	-
4 \$ 1,434.22	2 \$	570.58	1 \$	500.00	10	11 \$	1,100.00	0 \$	-	0 \$	-	0 \$	-
3 \$ 989.77	2 \$	596.88	0 \$	-	5	5 \$	500.00	0 \$	-	0 \$	-	0 \$	-
4 \$ 1,502.02	4 \$	1,166.45	1 \$	500.00	7	8 \$	800.00	0 \$	-	0 \$	-	0 \$	-
3 \$ 1,174.76	3 \$	1,151.13	0 \$	-	7	8 \$	800.00	0 \$	-	0 \$	-	0 \$	-
18 \$ 6,653.00	13 \$	4,485.04	3 \$	1,500.00	34	37 \$	3,700.00	0 \$	-	0 \$	-	0 \$	-
0 \$ -	0 \$	-	0 \$	-	0	0 \$	-	0 \$	-	0 \$	-	0 \$	-
3 \$ 892.84	1 \$	500.00	0 \$	-	6	12 \$	1,200.00	0 \$	-	0 \$	-	0 \$	-
4 \$ 1,725.93	0 \$	-	0 \$	-	13	14 \$	1,400.00	0 \$	-	0 \$	-	1 \$	1,500.00
3 \$ 1,032.14	3 \$	608.03	1 \$	103.66	5	7 \$	700.00	0 \$	-	0 \$	-	0 \$	-
5 \$ 1,564.99	2 \$	677.21	0 \$	-	11	17 \$	1,700.00	0 \$	-	0 \$	-	0 \$	-
15 \$ 5,215.90	6 \$	1,785.24	1 \$	103.66	35	50 \$	5,000.00	0 \$	-	0 \$	-	1 \$	1,500.00
6 \$ 1,701.25	3 \$	1,251.05	0 \$	-	6	15 \$	1,500.00	0 \$	-	0 \$	-	0 \$	-
2 \$ 1,000.00	2 \$	968.72	2 \$	322.41	9	21 \$	2,100.00	0 \$	-	0 \$	-	0 \$	-
2 \$ 868.62	4 \$	1,493.23	0 \$	-	9	15 \$	1,500.00	0 \$	-	0 \$	-	0 \$	-
6 \$ 2,151.12	4 \$	1,475.00	1 \$	366.60	8	8 \$	800.00	0 \$	-	0 \$	-	0 \$	-
3 \$ 1,330.19	3 \$	1,277.72	1 \$	173.34	5	9 \$	900.00	0 \$	-	0 \$	-	0 \$	-
19 \$ 7,051.18	16 \$	6,465.72	4 \$	862.35	37	68 \$	6,800.00	0 \$	-	0 \$	-	0 \$	-
52 \$ 18,920.08	35	\$ 12,736.00	8	\$ 2,466.01	106	155	\$ 15,500.00	0.00	\$ -	0	\$ -	1	\$ 1,500.00

2022 DISBURSEMENT TOTALS
3rd QUARTER \$ **90,691.93**

3rd QUARTER 2022 DISTRICT BREAKDOWN

JUNE 2022	1st District Brandon Johnson		2nd District Dennis Deer		3rd District Bill Lowry		4th District Stanley Moore		5th District Deborah Sims		6th District Donna Miller		7th District Alma E. Anaya		
	DATES	VETS	AMOUNT	VETS	AMOUNT	VETS	AMOUNT	VETS	AMOUNT	VETS	AMOUNT	VETS	AMOUNT	VETS	AMOUNT
Jun 1 - 3	1	\$ -	2	\$ 1,100.00	5	\$ 2,627.50	3	\$ 828.46	0	\$ -	0	\$ -	3	\$ 48.50	
Jun 6 - 10	1	\$ 1,359.03	7	\$ 793.50	5	\$ 159.00	1	\$ -	3	\$ 1,116.50	3	\$ 2,040.77	3	\$ 176.00	
Jun 13 - 17	1	\$ 47.50	6	\$ 289.00	8	\$ 96.00	4	\$ 1,479.13	1	\$ 500.00	1	\$ -	4	\$ 155.00	
Jun 20 - 24	2	\$ 247.50	5	\$ 1,403.74	12	\$ 1,614.68	1	\$ 680.92	2	\$ 692.07	2	\$ 1,650.06	1	\$ 48.50	
Jun 27 - 30	0	\$ -	5	\$ 220.50	11	\$ 1,858.63	6	\$ 1,214.26	2	\$ -	2	\$ 188.00	2	\$ 48.50	
JUNE TOTALS	5	\$ 1,654.03	25	\$ 3,806.74	41	\$ 6,355.81	15	\$ 4,202.77	8	\$ 2,308.57	8	\$ 3,878.83	13	\$ 476.50	
JULY 2022															
JUL 1 - 3	0	\$ -	0	\$ -	0	\$ -	0	\$ -	0	\$ -	0	\$ -	1	\$ 20.50	
JUL 4 - 8	1	\$ 420.50	6	\$ 644.13	8	\$ 1,289.00	4	\$ 20.50	0	\$ -	2	\$ 20.50	4	\$ 172.50	
JUL 11 - 15	0	\$ -	9	\$ 2,035.43	14	\$ 4,906.00	8	\$ 193.00	1	\$ 120.50	2	\$ 41.00	3	\$ 141.00	
JUL 18 - 22	1	\$ -	6	\$ 481.61	9	\$ 730.00	2	\$ 41.00	1	\$ 1,311.17	2	\$ 20.50	5	\$ 168.50	
JUL 25 - 29	0	\$ -	7	\$ 304.50	15	\$ 2,536.99	5	\$ 286.73	2	\$ 1,079.54	3	\$ 81.00	4	\$ 69.00	
JULY TOTALS	2	\$ 420.50	28	\$ 3,465.67	46	\$ 9,461.99	19	\$ 541.23	4	\$ 2,511.21	9	\$ 163.00	17	\$ 571.50	
AUGUST 2022															
AUG 1 - 5	2	\$ -	4	\$ 103.00	12	\$ 4,718.90	3	\$ 248.00	3	\$ 2,487.68	2	\$ 88.00	2	\$ 57.00	
AUG 8 - 12	1	\$ 1,100.00	7	\$ 1,596.00	5	\$ 48.00	4	\$ 2,541.00	1	\$ -	2	\$ 44.50	3	\$ 1,126.00	
AUG 15 - 19	1	\$ 20.50	10	\$ 1,686.50	9	\$ 304.00	7	\$ 289.00	6	\$ 3,446.09	1	\$ 40.50	1	\$ 48.50	
AUG 22 - 27	0	\$ -	7	\$ 871.73	9	\$ 2,532.26	5	\$ 1,407.60	2	\$ 1,492.80	3	\$ 40.50	1	\$ 44.50	
AUG 29 - 31	1	\$ 20.50	8	\$ 3,996.41	5	\$ 61.50	2	\$ 20.50	2	\$ 173.34	2	\$ 40.50	2	\$ 48.50	
AUGUST TOTALS	5	\$ 1,141.00	36	\$ 8,253.64	40	\$ 7,664.66	21	\$ 4,506.10	14	\$ 7,599.91	10	\$ 254.00	9	\$ 1,324.50	
3rd QTR. TOTALS															
TOTALS	12	\$ 3,215.53	89	\$ 15,526.05	127	\$ 23,482.46	55	\$ 9,250.10	26	\$ 12,419.69	27	\$ 4,295.83	39	\$ 2,372.50	

3rd QUARTER 2022 DISTRICT BREAKDOWN

8th District Luis Arroyo Jr.		9th District Peter N. Silvestri		10th District Bridget Gainer		11th District John P. Daley		12th District Bridget Degnen		13th District Larry Suffredin		14th District Scott R. Britton	
VETS	AMOUNT	VETS	AMOUNT	VETS	AMOUNT	VETS	AMOUNT	VETS	AMOUNT	VETS	AMOUNT	VETS	AMOUNT
1	\$ 978.77	0	\$ -	0	\$ -	2	\$ 148.00	0	\$ -	0	\$ -	0	\$ -
0	\$ -	0	\$ -	1	\$ 48.50	6	\$ 1,368.50	0	\$ -	0	\$ -	0	\$ -
1	\$ 47.50	0	\$ -	0	\$ -	1	\$ 514.49	0	\$ -	0	\$ -	0	\$ -
1	\$ 40.50	0	\$ -	1	\$ 27.50	3	\$ 28.50	0	\$ -	0	\$ -	0	\$ -
0	\$ -	0	\$ -	1	\$ 120.50	3	\$ 1,000.00	0	\$ -	0	\$ -	0	\$ -
3	\$ 1,066.77	0	\$ -	3	\$ 196.50	15	\$ 3,059.49	0	\$ -	0	\$ -	0	\$ -
0	\$ -	0	\$ -	0	\$ -	0	\$ -	0	\$ -	0	\$ -	0	\$ -
1	\$ 1,020.50	0	\$ -	1	\$ -	0	\$ -	0	\$ -	0	\$ -	0	\$ -
1	\$ 20.50	0	\$ -	1	\$ 200.00	2	\$ 120.50	0	\$ -	0	\$ -	0	\$ -
1	\$ -	0	\$ -	0	\$ -	1	\$ 20.50	2	\$ 753.55	2	\$ 320.50	0	\$ -
1	\$ 998.48	0	\$ -	0	\$ -	2	\$ -	0	\$ -	1	\$ 1,100.00	0	\$ -
4	\$ 2,039.48	0	\$ -	2	\$ 200.00	5	\$ 141.00	2	\$ 753.55	3	\$ 1,420.50	0	\$ -
0	\$ -	0	\$ -	1	\$ -	3	\$ 2,142.72	1	\$ 1,000.00	1	\$ -	0	\$ -
0	\$ -	0	\$ -	1	\$ -	3	\$ 1,392.14	0	\$ -	1	\$ 553.80	0	\$ -
2	\$ 515.76	1	\$ -	1	\$ 20.50	0	\$ -	0	\$ -	0	\$ -	0	\$ -
0	\$ -	0	\$ -	3	\$ -	2	\$ 66.50	2	\$ 802.83	0	\$ -	0	\$ -
2	\$ 20.50	0	\$ -	0	\$ -	1	\$ 100.00	1	\$ -	0	\$ -	0	\$ -
4	\$ 536.26	1	\$ -	6	\$ 20.50	9	\$ 3,701.36	4	\$ 1,802.83	2	\$ 553.80	0	\$ -
11	\$ 3,642.51	1	\$ -	11	\$ 417.00	29	\$ 6,901.85	6	\$ 2,556.38	5	\$ 1,974.30	0	\$ -

3rd QUARTER 2022 DISTRICT BREAKDOWN

15th District Kevin B. Morrison		16th District Frank J. Aguilar		17th District Sean M. Morrison	
VETS	AMOUNT	VETS	AMOUNT	VETS	AMOUNT
0	\$ -	0	\$ -	0	\$ -
0	\$ -	0	\$ -	0	\$ -
0	\$ -	1	\$ 515.53	1	\$ -
0	\$ -	0	\$ -	0	\$ -
0	\$ -	0	\$ -	0	\$ -
0	\$ -	1	\$ 515.53	1	\$ -
0	\$ -	0	\$ -	0	\$ -
0	\$ -	1	\$ 1,324.21	0	\$ -
0	\$ -	0	\$ -	0	\$ -
0	\$ -	0	\$ -	0	\$ -
0	\$ -	0	\$ -	0	\$ -
0	\$ -	1	\$ 1,324.21	0	\$ -
0	\$ -	1	\$ 40.50	0	\$ -
0	\$ -	0	\$ -	2	\$ 1,557.49
0	\$ -	0	\$ -	0	\$ -
1	\$ -	0	\$ -	0	\$ -
0	\$ -	1	\$ 1,200.00	1	\$ -
1	\$ -	2	\$ 1,240.50	3	\$ 1,557.49
1	\$ -	4	\$ 3,080.24	4	\$ 1,557.49

DISTRICT TOTALS	
3rd Quarter Amounts	\$ 90,691.93
3rd Quarter Veterans	447

3rd QUARTER 2022 RACE AND GENDER REPORT

JUNE 2022		Caucasian	African American/Black	Latino/Hispanic	Asian	Native Hawaiian/ Other Pacific Islander	American Indian/ Alaskan Native	Total Race	Male Veterans	Female Veterans	Total Gender
Jun 1 - 3	0	17	0	0	0	0	0	17	17	0	17
Jun 6 - 10	2	28	0	0	0	0	0	30	25	5	30
Jun 13 - 17	4	24	1	0	0	0	0	29	27	2	29
Jun 20 - 24	3	27	0	0	0	0	0	30	26	4	30
Jun 27 - 30	3	29	0	0	0	0	0	32	28	4	32
JUNE TOTALS	12 8.70%	125 90.58%	1 0.00%	0 0.00%	0 0.00%	0 0.00%	0 0.00%	138 100.00%	123 89.13%	15 10.87%	138 100.00%

JULY 2022		Caucasian	African American/Black	Latino/Hispanic	Asian	Native Hawaiian/ Other Pacific Islander	American Indian/ Alaskan Native	Total Race	Male Veterans	Female Veterans	Total Gender
Jul 1 - 3	0	1	0	0	0	0	0	1	1	0	1
Jul 4 - 8	2	26	0	0	0	0	0	28	24	4	28
Jul 11 - 15	3	37	1	0	0	0	0	41	34	7	41
Jul 18 - 22	2	29	1	0	0	0	0	32	27	5	32
Jul 25 - 29	1	36	3	0	0	0	0	40	37	3	40
JULY TOTALS	8 5.63%	129 90.85%	5 3.52%	0 0.00%	0 0.00%	0 0.00%	0 0.00%	142 100.00%	123 86.62%	19 13.38%	142 100.00%

AUGUST 2022		Caucasian	African American/Black	Latino/Hispanic	Asian	Native Hawaiian/ Other Pacific Islander	American Indian/ Alaskan Native	Total Race	Male Veterans	Female Veterans	Total Gender
Aug 1 - 5	3	29	3	0	0	0	0	35	32	3	35
Aug 8 - 12	2	28	0	0	0	0	0	30	21	9	30
Aug 15 - 19	8	31	0	0	0	0	0	39	34	5	39
Aug 22 - 26	4	29	2	0	0	0	0	35	28	7	35
Aug 29 - 31	4	22	2	0	0	0	0	28	23	5	28
AUGUST TOTALS	21 12.57%	139 83.23%	7 4.19%	0 0.00%	0 0.00%	0 0.00%	0 0.00%	167 100.00%	138 82.63%	29 17.37%	167 100.00%

3rd Quarter Total		Caucasian	African American/Black	Latino/Hispanic	Asian	Native Hawaiian/ Other Pacific Islander	American Indian/ Alaskan Native	Total Race	Male Veterans	Female Veterans	Total Gender
Total	41	393	13	0	0	0	0	447	384	63	447