

# HEALTHCARE CONTENTS

# SECTION CONTENTS

- Bureau Summary of Appropriations and Positions
- Bureau Distribution By Appropriation Classification
- Department Overview
- Department Budget
  - Distribution By Appropriation Classification
  - Personal Services, Summary of Positions
  - Summary of Positions by Grade

|   |         |
|---|---------|
| 890 - Health System Administration                              | O - 9   |
| 240 - Cermak Health Services of Cook County                     | O - 23  |
| 241 - Health Services - JTDC                                    | O - 33  |
| 891 - Provident Hospital of Cook County                         | O - 37  |
| 893 - Ambulatory and Community Health Network of Cook County    | O - 47  |
| 894 - Ruth M. Rothstein CORE Center                             | O - 60  |
| 895 - Department of Public Health                               | O - 66  |
| 896 - Managed Care  | O - 74  |
| 897 - John H. Stroger, Jr. Hospital of Cook County              | O - 79  |
| 898 - Oak Forest Health Center of Cook County                   | O - 119 |
| 899 - Fixed Charges and Special Purpose Appropriations - Health | O - 124 |
| 544 - Lead Poisoning Prevention Fund                            | O - 126 |
| 564 - TB Sanitarium District                                    | O - 130 |

BUREAU SUMMARY  
 COOK COUNTY HEALTH AND HOSPITALS SYSTEM

SUMMARY OF APPROPRIATIONS

| Department and Title  | 2014 Expend.<br>As Of 09-30-14 | 2014 Adjusted<br>Appropriation | Department<br>Request | President's<br>Recommendation | Difference         |
|---|--------------------------------|--------------------------------|-----------------------|-------------------------------|--------------------|
| <b>Health Fund</b>  |                                |                                |                       |                               |                    |
| 890 - Health System Administration                              | 149,806,903                    | 186,990,908                    | 118,823,517           | 118,823,517                   | (68,167,391)       |
| 240 - Cermak Health Services of Cook County                     | 32,753,342                     | 46,881,097                     | 56,299,744            | 56,299,744                    | 9,418,647          |
| 241 - Health Services - JTDC                                    | 2,427,215                      | 3,926,300                      | 3,741,279             | 3,741,279                     | (185,021)          |
| 891 - Provident Hospital of Cook County                         | 36,152,609                     | 47,720,340                     | 52,606,689            | 52,606,689                    | 4,886,349          |
| 893 - Ambulatory and Community Health Network of Cook County    | 35,173,961                     | 47,489,027                     | 59,280,607            | 59,280,607                    | 11,791,580         |
| 894 - Ruth M. Rothstein CORE Center                             | 10,047,124                     | 11,623,774                     | 11,661,577            | 11,661,577                    | 37,803             |
| 895 - Department of Public Health                               | 9,650,349                      | 14,509,682                     | 11,274,533            | 11,274,533                    | (3,235,149)        |
| 896 - Managed Care  | 369,532,014                    | 400,890,781                    | 566,844,037           | 566,844,037                   | 165,953,256        |
| 897 - John H. Stroger, Jr. Hospital of Cook County              | 341,372,864                    | 443,433,017                    | 525,032,357           | 525,032,357                   | 81,599,340         |
| 898 - Oak Forest Health Center of Cook County                   | 8,182,970                      | 11,143,060                     | 11,090,712            | 11,090,712                    | (52,348)           |
| 899 - Fixed Charges and Special Purpose Appropriations - Health | 69,892,533                     | 108,497,209                    | 118,857,406           | 118,857,406                   | 10,360,197         |
| <b>Health Fund Total</b>  | <b>1,064,991,883</b>           | <b>1,323,105,195</b>           | <b>1,535,512,458</b>  | <b>1,535,512,458</b>          | <b>212,407,263</b> |
| <b>Special Purpose Funds</b>                                    |                                |                                |                       |                               |                    |
| 544 - Lead Poisoning Prevention Fund                            | 786,698                        | 1,227,008                      | 1,166,841             | 1,166,841                     | (60,167)           |
| 564 - TB Sanitarium District                                    | 3,524,292                      | 6,546,902                      | 5,248,393             | 5,248,393                     | (1,298,509)        |
| <b>Special Purpose Funds Total</b>                              | <b>4,310,990</b>               | <b>7,773,910</b>               | <b>6,415,234</b>      | <b>6,415,234</b>              | <b>(1,358,676)</b> |
| <b>Restricted</b>   |                                |                                |                       |                               |                    |
| 755 - PH West Niles Virus Response                              |                                | 624,294                        | 486,773               | 486,773                       | (137,521)          |
| 847 - SH Hemophilia Treatment                                   |                                | 15,226                         |                       |                               | (15,226)           |
| 903 - PH Bioterrorism Preparedness And Response                 |                                | 1,129,626                      | 1,213,704             | 1,213,704                     | 84,078             |
| 914 - PH Tuberculosis Directly Observed                         |                                | 60,000                         | 60,000                | 60,000                        |                    |
| 920 - PH Cities Readiness Initiative                            |                                | 153,878                        | 169,331               | 169,331                       | 15,453             |
| 928 - PH Tattoo Facilities Inspections                          |                                |                                | 13,000                | 13,000                        | 13,000             |
| 930 - PH Tanning/Tattoos Facilities Inspections                 |                                | 78,000                         | 13,000                | 13,000                        | (65,000)           |
| 935 - PH Illinois Tobacco-Free Communities                      |                                | 978,732                        | 938,732               | 938,732                       | (40,000)           |
| 946 - SH Supplemental Nutrition For Women, Infants And Children |                                | 272,614                        | 272,579               | 272,579                       | (35)               |
| 948 - PH Genetics Education And Follow-Up                       |                                | 63,000                         | 64,000                | 64,000                        | 1,000              |
| 950 - PH Childhood Lead Poisoning Prevention                    |                                | 77,338                         | 57,009                | 57,009                        | (20,329)           |
| 951 - PH HIV/AIDS Surveillance Prevention Services              |                                | 104,638                        | 219,190               | 219,190                       | 114,552            |
| 955 - PH HIV/AIDS Direct Prevention Services                    |                                | 86,400                         | 137,050               | 137,050                       | 50,650             |
| 969 - PH Vision And Hearing Screening                           |                                | 40,320                         | 40,420                | 40,420                        | 100                |
| 974 - PH High Risk Case Management Program                      |                                | 648,960                        | 648,960               | 648,960                       |                    |
| 975 - PH Local Health Protection                                |                                | 2,065,038                      | 2,061,638             | 2,061,638                     | (3,400)            |
| 977 - PH Infant Immunization Initiative                         |                                | 135,000                        | 35,000                | 35,000                        | (100,000)          |
| 979 - PH Supplemental Nutrition For Women, Infants And Children |                                | 3,016,220                      | 3,016,161             | 3,016,161                     | (59)               |
| 995 - PH Potable Water Supply Program                           |                                | 23,875                         | 23,875                | 23,875                        |                    |
| 996 - PH Summer Food Inspection                                 |                                |                                | 6,667                 | 6,667                         | 6,667              |
| 997 - PH Breast And Cervical Cancer Early Detection             |                                | 540,072                        | 434,790               | 434,790                       | (105,282)          |
| <b>Restricted Total</b>   |                                | <b>10,113,231</b>              | <b>9,911,879</b>      | <b>9,911,879</b>              | <b>(201,352)</b>   |
| <b>Total Appropriations</b>                                     | <b>1,069,302,874</b>           | <b>1,340,992,336</b>           | <b>1,551,839,571</b>  | <b>1,551,839,571</b>          | <b>210,847,235</b> |

**BUREAU SUMMARY**  
**COOK COUNTY HEALTH AND HOSPITALS SYSTEM**

**SUMMARY OF POSITIONS**

| Department and Title  | 2014 Approved Positions | Department Request | President's Recommendation | Difference   |
|---|-------------------------|--------------------|----------------------------|--------------|
| <b>Health Fund</b>  |                         |                    |                            |              |
| 890 - Health System Administration                              | 647.0                   | 401.8              | 401.8                      | (245.2)      |
| 240 - Cermak Health Services of Cook County                     | 578.4                   | 615.0              | 615.0                      | 36.6         |
| 241 - Health Services - JTDC                                    | 37.0                    | 37.0               | 37.0                       |              |
| 891 - Provident Hospital of Cook County                         | 357.5                   | 386.0              | 386.0                      | 28.5         |
| 893 - Ambulatory and Community Health Network of Cook County    | 620.0                   | 855.7              | 855.7                      | 235.7        |
| 894 - Ruth M. Rothstein CORE Center                             | 69.3                    | 75.0               | 75.0                       | 5.7          |
| 895 - Department of Public Health                               | 148.0                   | 125.0              | 125.0                      | (23.0)       |
| 896 - Managed Care  | 266.3                   | 30.0               | 30.0                       | (236.3)      |
| 897 - John H. Stroger, Jr. Hospital of Cook County              | 3,905.6                 | 4,108.6            | 4,108.6                    | 203.0        |
| 898 - Oak Forest Health Center of Cook County                   | 115.0                   | 111.0              | 111.0                      | (4.0)        |
| <b>Health Fund Total</b>  | <b>6,744.1*</b>         | <b>6,745.1</b>     | <b>6,745.1</b>             | <b>1.0</b>   |
| <b>Special Purpose Funds</b>                                    |                         |                    |                            |              |
| 544 - Lead Poisoning Prevention Fund                            | 3.0                     | 3.0                | 3.0                        |              |
| 564 - TB Sanitarium District                                    | 39.0                    | 36.0               | 36.0                       | (3.0)        |
| <b>Special Purpose Funds Total</b>                              | <b>42.0</b>             | <b>39.0</b>        | <b>39.0</b>                | <b>(3.0)</b> |
| <b>Restricted</b>   |                         |                    |                            |              |
| 755 - PH West Niles Virus Response                              | 1.0                     | 1.0                | 1.0                        |              |
| 903 - PH Bioterrorism Preparedness And Response                 | 11.0                    | 10.0               | 10.0                       | (1.0)        |
| 920 - PH Cities Readiness Initiative                            | 1.0                     | 1.0                | 1.0                        |              |
| 935 - PH Illinois Tobacco-Free Communities                      | 4.0                     | 4.0                | 4.0                        |              |
| 946 - SH Supplemental Nutrition For Women, Infants And Children | 3.0                     | 3.0                | 3.0                        |              |
| 951 - PH HIV/AIDS Surveillance Prevention Services              | 1.0                     | 1.0                | 1.0                        |              |
| 955 - PH HIV/AIDS Direct Prevention Services                    |                         | 1.0                | 1.0                        | 1.0          |
| 974 - PH High Risk Case Management Program                      | 8.0                     | 7.0                | 7.0                        | (1.0)        |
| 975 - PH Local Health Protection                                | 19.0                    | 20.0               | 20.0                       | 1.0          |
| 977 - PH Infant Immunization Initiative                         | 1.0                     |                    |                            | (1.0)        |
| 979 - PH Supplemental Nutrition For Women, Infants And Children | 39.0                    | 38.0               | 38.0                       | (1.0)        |
| 997 - PH Breast And Cervical Cancer Early Detection             | 2.0                     | 2.0                | 2.0                        |              |
| <b>Restricted Total</b>   | <b>90.0</b>             | <b>88.0</b>        | <b>88.0</b>                | <b>(2.0)</b> |
| <b>Total Positions</b>  | <b>6,876.1</b>          | <b>6,872.1</b>     | <b>6,872.1</b>             | <b>(4.0)</b> |

\* Please note that the Total FY2015 FTE is a correction to the 6,744.1 FTEs previously stated in the Total Health Fund of the FY2014 Annual Appropriation Bill.

DISTRIBUTION BY APPROPRIATION CLASSIFICATION  
 COOK COUNTY HEALTH AND HOSPITALS SYSTEM

| Account   | 2014 Expend.<br>As Of 09-30-14 | 2014 Adjusted<br>Appropriation | Department<br>Request | President's<br>Recommendation | Difference         |
|---|--------------------------------|--------------------------------|-----------------------|-------------------------------|--------------------|
| <b>Personal Services</b>  |                                |                                |                       |                               |                    |
| 110/501010 Salaries and Wages of Regular Employees                              | 361,837,434                    | 471,951,946                    | 468,482,997           | 468,482,997                   | (3,468,949)        |
| 120/501210 Overtime Compensation  | 33,998,904                     | 25,936,943                     | 25,936,943            | 25,936,943                    |                    |
| 121/501230 Premium Pay Based Upon Collective Bargaining Agreements              | 2,164,107                      | 2,164,107                      | 2,164,107             | 2,164,107                     |                    |
| 124/501250 Employee Health Insurance Allotment                                  | 4,067                          | 800                            | 800                   | 800                           |                    |
| 130/501320 Salaries and Wages of Extra Employees                                | 50,121                         |                                |                       |                               |                    |
| 133/501360 Per Diem Personnel   | 2,254,557                      | 3,952,000                      | 4,321,264             | 4,321,264                     | 369,264            |
| 136/501400 Differential Pay   | 9,573,609                      | 12,735,934                     | 12,753,642            | 12,753,642                    | 17,708             |
| 155/501420 Medical Practitioners As Required                                    | 3,048,764                      | 4,625,269                      | 4,682,412             | 4,682,412                     | 57,143             |
| 170/501510 Mandatory Medicare Costs   | 3,354,405                      | 4,479,796                      | 7,516,174             | 7,516,174                     | 3,036,378          |
| 175/501590 Life Insurance Program   | 25                             |                                |                       |                               |                    |
| 176/501610 Health Insurance   | 1,760                          |                                |                       |                               |                    |
| 177/501640 Dental Insurance Plan  | 20                             |                                |                       |                               |                    |
| 179/501690 Vision Care Insurance  | 97                             |                                |                       |                               |                    |
| 182/501750 Employee Tuition Refund  | 646,791                        | 1,152,550                      | 836,000               | 836,000                       | (316,550)          |
| 183/501770 Seminars for Professional Employees                                  | 31,095                         | 204,449                        | 202,515               | 202,515                       | (1,934)            |
| 185/501810 Professional and Technical Membership Fees                           | 215,524                        | 376,907                        | 610,750               | 610,750                       | 233,843            |
| 186/501860 Training Programs for Staff Personnel                                | 88,553                         | 636,542                        | 945,364               | 945,364                       | 308,822            |
| 189/501950 Allowances Per Collective Bargaining Agreement                       | 353,548                        | 507,690                        | 507,690               | 507,690                       |                    |
| 190/501970 Transportation and Other Travel Expenses for Employees               | 474,493                        | 633,097                        | 434,266               | 434,266                       | (198,831)          |
| <b>Personal Services Total</b>  | <b>418,097,872</b>             | <b>529,358,030</b>             | <b>529,394,924</b>    | <b>529,394,924</b>            | <b>36,894</b>      |
| <b>Contractual Services</b>   |                                |                                |                       |                               |                    |
| 213/520010 Ambulance and Patient Transportation Service                         | 459,242                        | 1,213,101                      | 1,063,101             | 1,063,101                     | (150,000)          |
| 214/520030 Armored Car Service  | 7,323                          | 7,760                          | 7,760                 | 7,760                         |                    |
| 215/520050 Scavenger Services   | 482,304                        | 914,403                        | 1,004,050             | 1,004,050                     | 89,647             |
| 217/520100 Transportation for Specific Activities and Purposes                  | 181,402                        | 466,085                        | 412,000               | 412,000                       | (54,085)           |
| 220/520150 Communication Services   | 1,455,461                      | 2,415,300                      | 3,708,215             | 3,708,215                     | 1,292,915          |
| 222/520190 Laundry and Linen Services   | 1,465,772                      | 1,806,546                      | 1,516,506             | 1,516,506                     | (290,040)          |
| 223/520210 Food Services  | 6,235,619                      | 6,660,283                      | 5,608,702             | 5,608,702                     | (1,051,581)        |
| 225/520260 Postage  | 118,119                        | 155,909                        | 223,901               | 223,901                       | 67,992             |
| 228/520280 Delivery Services  | 811,114                        | 1,225,071                      | 1,346,700             | 1,346,700                     | 121,629            |
| 235/520390 Contractual Maintenance Services                                     | 2,594,186                      | 3,660,256                      | 4,294,745             | 4,294,745                     | 634,489            |
| 240/520490 External Graphics and Reproduction Services                          | 667,164                        | 1,348,555                      | 1,346,110             | 1,346,110                     | (2,445)            |
| 241/520491 Internal Graphics and Reproduction Services                          | 23,307                         | 34,000                         | 33,600                | 33,600                        | (400)              |
| 242/520550 Surveys, Operations and Reports                                      | 859                            | 69,549                         | 50,000                | 50,000                        | (19,549)           |
| 245/520610 Advertising For Specific Purposes                                    | 140,469                        | 653,480                        | 337,350               | 337,350                       | (316,130)          |
| 246/520650 Imaging of Records   | 478,197                        | 846,502                        | 961,192               | 961,192                       | 114,690            |
| 249/520670 Purchased Services Not Otherwise Classified                          | 200,414                        | 640,200                        | 500,000               | 500,000                       | (140,200)          |
| 250/520730 Premiums on Fidelity, Surety Bonds and Public Liability              | 186                            | 194                            | 194                   | 194                           |                    |
| 260/520830 Professional and Managerial Services                                 | 106,315,371                    | 123,649,382                    | 100,745,625           | 100,745,625                   | (22,903,757)       |
| 261/520890 Legal Fees Regarding Labor Matters                                   | 81,053                         | 82,750                         | 350,000               | 350,000                       | 267,250            |
| 262/520910 Legal Fees in Connection with Issuance of Tax Notes                  | (139)                          |                                |                       |                               |                    |
| 268/521030 Court Reporting, Stenographic, Transcribing, or Interpreter Services | 634,312                        | 725,234                        | 553,000               | 553,000                       | (172,234)          |
| 272/521050 Medical Consultation Services  | 16,939,339                     | 31,221,601                     | 26,135,524            | 26,135,524                    | (5,086,077)        |
| 275/521120 Registry Services  | 4,955,933                      | 7,668,091                      | 7,250,680             | 7,250,680                     | (417,411)          |
| 276/521160 Managed Care Capitation  | 163,746,814                    | 165,885,620                    | 429,764,363           | 429,764,363                   | 263,878,743        |
| 278/521200 Laboratory Related Services  | 7,120,124                      | 10,066,391                     | 10,566,526            | 10,566,526                    | 500,135            |
| 298/521310 Special or Cooperative Programs                                      | 575,000                        | 900,000                        |                       |                               | (900,000)          |
| <b>Contractual Services Total</b>   | <b>315,688,947</b>             | <b>362,316,263</b>             | <b>597,779,844</b>    | <b>597,779,844</b>            | <b>235,463,581</b> |

DISTRIBUTION BY APPROPRIATION CLASSIFICATION  
 COOK COUNTY HEALTH AND HOSPITALS SYSTEM

| Account   | 2014 Expend.<br>As Of 09-30-14 | 2014 Adjusted<br>Appropriation | Department<br>Request | President's<br>Recommendation | Difference         |
|---|--------------------------------|--------------------------------|-----------------------|-------------------------------|--------------------|
| <b>Supplies and Materials</b>   |                                |                                |                       |                               |                    |
| 310/530010 Food Supplies  | 145,927                        | 281,979                        | 287,423               | 287,423                       | 5,444              |
| 320/530100 Wearing Apparel  | 7,869                          | 99,698                         | 98,555                | 98,555                        | (1,143)            |
| 330/530160 Household, Laundry, Cleaning and Personal Care Supplies            | 385,246                        | 532,624                        | 337,500               | 337,500                       | (195,124)          |
| 333/530270 Institutional Supplies   | 1,078,015                      | 2,498,963                      | 1,711,785             | 1,711,785                     | (787,178)          |
| 350/530600 Office Supplies  | 161,592                        | 913,372                        | 888,022               | 888,022                       | (25,350)           |
| 353/530640 Books, Periodicals, Publications, Archives and Data Services       | 43,264                         | 347,421                        | 254,844               | 254,844                       | (92,577)           |
| 353/530675 County Wide Lexis-Nexis Contract                                   |                                |                                | 957                   | 957                           | 957                |
| 355/530700 Photographic and Reproduction Supplies                             | 213,016                        | 534,961                        | 423,425               | 423,425                       | (111,536)          |
| 360/530790 Medical, Dental, and Laboratory Supplies                           | 1,022,453                      | 3,501,335                      | 3,155,441             | 3,155,441                     | (345,894)          |
| 361/530910 Pharmaceutical Supplies  | 160,367,560                    | 146,608,919                    | 144,463,291           | 144,463,291                   | (2,145,628)        |
| 362/531200 Surgical Supplies  | 16,858,561                     | 27,146,235                     | 26,960,083            | 26,960,083                    | (186,152)          |
| 364/531400 AZT and Related Drug Therapy                                       | 5,200,000                      | 5,286,500                      | 5,500,000             | 5,500,000                     | 213,500            |
| 365/531420 Clinical Laboratory Supplies                                       | 8,287,363                      | 11,532,654                     | 13,517,945            | 13,517,945                    | 1,985,291          |
| 367/531500 X-ray (Radiology)Supplies  | 725,134                        | 1,092,272                      | 1,398,799             | 1,398,799                     | 306,527            |
| 368/531570 Blood/Blood Derivatives  | 2,590,649                      | 3,582,493                      | 3,702,321             | 3,702,321                     | 119,828            |
| 388/531650 Computer Operation Supplies  | 209,682                        | 593,678                        | 312,640               | 312,640                       | (281,038)          |
| <b>Supplies and Materials Total</b>   | <b>197,296,330</b>             | <b>204,553,104</b>             | <b>203,013,031</b>    | <b>203,013,031</b>            | <b>(1,540,073)</b> |
| <b>Operations and Maintenance</b>   |                                |                                |                       |                               |                    |
| 402/540030 Water and Sewer  | 326,257                        | 817,391                        | 845,340               | 845,340                       | 27,949             |
| 410/540050 Electricity  | 4,211,138                      | 5,563,587                      | 7,424,777             | 7,424,777                     | 1,861,190          |
| 422/540070 Gas  | 3,276,613                      | 4,216,033                      | 3,224,266             | 3,224,266                     | (991,767)          |
| 429/540090 Utilities  | 23,426                         | 48,500                         | 40,000                | 40,000                        | (8,500)            |
| 430/540110 Moving Expenses & Minor Remodeling of County Facilities            |                                | 48,500                         | 25,000                | 25,000                        | (23,500)           |
| 440/540130 Maintenance and Repair of Office Equipment                         | 287                            | 109,388                        | 103,387               | 103,387                       | (6,001)            |
| 441/540170 Maintenance and Repair of Data Processing Equipment and Software   | 36,844,789                     | 45,535,367                     | 43,986,827            | 43,986,827                    | (1,548,540)        |
| 442/540200 Maintenance and Repair of Medical, Dental and Laboratory Equipment | 7,911,723                      | 8,277,258                      | 9,980,202             | 9,980,202                     | 1,702,944          |
| 444/540250 Maintenance and Repair of Automotive Equipment                     | 113,738                        | 291,686                        | 262,103               | 262,103                       | (29,583)           |
| 445/540290 Operation of Automotive Equipment                                  | 7,207                          | 20,122                         | 20,122                | 20,122                        |                    |
| 449/540310 Op., Maint. and Repair of Institutional Equipment                  | 1,645,666                      | 3,249,527                      | 2,937,810             | 2,937,810                     | (311,717)          |
| 450/540350 Maintenance and Repair of Plant Equipment                          | 3,681,997                      | 4,609,205                      | 5,658,839             | 5,658,839                     | 1,049,634          |
| 461/540370 Maintenance of Facilities  | 117,761                        | 490,335                        | 374,500               | 374,500                       | (115,835)          |
| 490/540430 Site Improvements  |                                | 19,400                         |                       |                               | (19,400)           |
| <b>Operations and Maintenance Total</b>                                       | <b>58,160,601</b>              | <b>73,296,299</b>              | <b>74,883,173</b>     | <b>74,883,173</b>             | <b>1,586,874</b>   |
| <b>Rental and Leasing</b>   |                                |                                |                       |                               |                    |
| 630/550010 Rental of Office Equipment   | 145,582                        | 502,972                        | 792,654               | 792,654                       | 289,682            |
| 637/550080 Rental of Medical Equipment  | 1,774,181                      | 2,249,902                      | 3,766,808             | 3,766,808                     | 1,516,906          |
| 638/550100 Rental of Institutional Equipment                                  |                                | 4,850                          | 4,850                 | 4,850                         |                    |
| 660/550130 Rental of Facilities   | 1,070,698                      | 1,513,905                      | 924,185               | 924,185                       | (589,720)          |
| 690/550162 Rental and Leasing Not Otherwise Classified                        | 3,138,085                      | 5,737,550                      | 5,914,550             | 5,914,550                     | 177,000            |
| <b>Rental and Leasing Total</b>   | <b>6,128,546</b>               | <b>10,009,179</b>              | <b>11,403,047</b>     | <b>11,403,047</b>             | <b>1,393,868</b>   |
| <b>Contingency and Special Purposes</b>                                       |                                |                                |                       |                               |                    |
| 814/580380 Appropriation Adjustments  |                                | 35,000,000                     |                       |                               | (35,000,000)       |
| 818/580033 Reimbursement to Designated Fund                                   | 12,824                         | 153,000                        | 65,000                | 65,000                        | (88,000)           |

DISTRIBUTION BY APPROPRIATION CLASSIFICATION  
 COOK COUNTY HEALTH AND HOSPITALS SYSTEM

| Account  | 2014 Expend.<br>As Of 09-30-14 | 2014 Adjusted<br>Appropriation | Department<br>Request | President's<br>Recommendation | Difference   |
|--|--------------------------------|--------------------------------|-----------------------|-------------------------------|--------------|
| 819/580420 Appropriation Transfer for Reimbursement from Designated Fund | (862,233)                      | (908,389)                      | (724,467)             | (724,467)                     | 183,922      |
| 880/580220 Institutional Memberships & Fees                              | 576,464                        | 830,500                        | 840,500               | 840,500                       | 10,000       |
| Contingency and Special Purposes Total                                   | (272,945)                      | 35,075,111                     | 181,033               | 181,033                       | (34,894,078) |
| Operating Funds Total  | 995,099,351                    | 1,214,607,986                  | 1,416,655,052         | 1,416,655,052                 | 202,047,066  |
| <u>(715) Major Capital Equipment - Long Term Projects</u>                |                                |                                |                       |                               |              |
| 579/560450 Computer Equipment  | 1,696                          |                                |                       |                               |              |
|  | 1,696                          |                                |                       |                               |              |
| <u>(717) New/Replacement Capital Equipment</u>                           |                                |                                |                       |                               |              |
| 510/560410 Fixed Plant Equipment   | 572,804                        | 35,000                         |                       |                               | (35,000)     |
| 521/560420 Institutional Equipment                                       | 136,656                        | 1,369,774                      | 449,500               | 449,500                       | (920,274)    |
| 530/560510 Office Furnishings and Equipment                              | 117,065                        |                                | 1,206,383             | 1,206,383                     | 1,206,383    |
| 540/560430 Medical, Dental and Laboratory Equipment                      | 3,109,033                      | 12,842,440                     | 5,916,876             | 5,916,876                     | (6,925,564)  |
| 549/560610 Vehicle Purchase  |                                | 99,500                         | 90,000                | 90,000                        | (9,500)      |
| 550/560620 Automotive Equipment  | 6,003                          | 6,335                          |                       |                               | (6,335)      |
| 570/560440 Telecommunications Equipment                                  | 48,292                         | 65,000                         |                       |                               | (65,000)     |
| 579/560450 Computer Equipment  | 3,526,453                      | 5,541,934                      | 2,337,241             | 2,337,241                     | (3,204,693)  |
|  | 7,516,306                      | 19,959,983                     | 10,000,000            | 10,000,000                    | (9,959,983)  |
| Total Capital Equipment Request Total                                    | 7,518,002                      | 19,959,983                     | 10,000,000            | 10,000,000                    | (9,959,983)  |

DISTRIBUTION BY APPROPRIATION CLASSIFICATION

COOK COUNTY HEALTH AND HOSPITALS SYSTEM - SPECIAL APPROPRIATIONS AND FIXED CHARGES

| Account                                       | 2014 Expend.<br>As Of 09-30-14 | 2014 Adjusted<br>Appropriation | Department<br>Request | President's<br>Recommendation | Difference        |
|---|--------------------------------|--------------------------------|-----------------------|-------------------------------|-------------------|
| <b>Personal Services</b>                      |                                |                                |                       |                               |                   |
| 115/501170                                    |                                |                                | 10,578,703            | 10,578,703                    | 10,578,703        |
| 170/501510                                    | 2,007,845                      | 3,080,204                      |                       |                               | (3,080,204)       |
| 172/501540                                    | 2,296,403                      | 3,452,026                      | 3,080,452             | 3,080,452                     | (371,574)         |
| 175/501590                                    | 715,888                        | 1,227,381                      | 1,151,000             | 1,151,000                     | (76,381)          |
| 176/501610                                    | 48,630,556                     | 75,377,095                     | 60,480,354            | 60,480,354                    | (14,896,741)      |
| 177/501640                                    | 808,954                        | 2,167,620                      | 2,221,811             | 2,221,811                     | 54,191            |
| 178/501660                                    | 148,839                        |                                | 325,000               | 325,000                       | 325,000           |
| 179/501690                                    | 480,810                        | 748,416                        | 748,416               | 748,416                       |                   |
| 181/501715                                    |                                |                                | 16,195,923            | 16,195,923                    | 16,195,923        |
| <b>Personal Services Total</b>                | <b>55,089,295</b>              | <b>86,052,742</b>              | <b>94,781,659</b>     | <b>94,781,659</b>             | <b>8,728,917</b>  |
| <b>Contractual Services</b>                   |                                |                                |                       |                               |                   |
| 220/520150                                    | (3,360)                        |                                | 305,000               | 305,000                       | 305,000           |
| 258/520790                                    | 2,180,780                      | 2,180,780                      | 3,284,456             | 3,284,456                     | 1,103,676         |
| <b>Contractual Services Total</b>             | <b>2,177,420</b>               | <b>2,180,780</b>               | <b>3,589,456</b>      | <b>3,589,456</b>              | <b>1,408,676</b>  |
| <b>Rental and Leasing</b>                     |                                |                                |                       |                               |                   |
| 630/550010                                    |                                | 441,689                        |                       |                               | (441,689)         |
| <b>Rental and Leasing Total</b>               |                                | <b>441,689</b>                 |                       |                               | <b>(441,689)</b>  |
| <b>Contingency and Special Purposes</b>       |                                |                                |                       |                               |                   |
| 819/580420                                    |                                | 80,215                         |                       |                               | (80,215)          |
| 826/580010                                    | 12,625,818                     | 19,741,783                     | 20,486,291            | 20,486,291                    | 744,508           |
| <b>Contingency and Special Purposes Total</b> | <b>12,625,818</b>              | <b>19,821,998</b>              | <b>20,486,291</b>     | <b>20,486,291</b>             | <b>664,293</b>    |
| <b>Operating Funds Total</b>                  | <b>69,892,533</b>              | <b>108,497,209</b>             | <b>118,857,406</b>    | <b>118,857,406</b>            | <b>10,360,197</b> |



DISTRIBUTION BY APPROPRIATION CLASSIFICATION

COOK COUNTY HEALTH AND HOSPITALS SYSTEM - SPECIAL PURPOSE FUNDS

| Account   | 2014 Expend.<br>As Of 09-30-14 | 2014 Adjusted<br>Appropriation | Department<br>Request | President's<br>Recommendation | Difference       |
|---|--------------------------------|--------------------------------|-----------------------|-------------------------------|------------------|
| <b>Personal Services</b>  |                                |                                |                       |                               |                  |
| 110/501010 Salaries and Wages of Regular Employees                          | 1,750,460                      | 2,712,798                      | 2,573,596             | 2,573,596                     | (139,202)        |
| 120/501210 Overtime Compensation  |                                | 13,134                         | 12,741                | 12,741                        | (393)            |
| 133/501360 Per Diem Personnel   | 101,299                        | 435,732                        | 148,937               | 148,937                       | (286,795)        |
| 170/501510 Mandatory Medicare Costs   | 26,456                         | 78,087                         | 39,505                | 39,505                        | (38,582)         |
| 174/501570 Pension  | 318,394                        | 424,525                        | 359,911               | 359,911                       | (64,614)         |
| 175/501590 Life Insurance Program   | 3,541                          | 12,684                         | 6,347                 | 6,347                         | (6,337)          |
| 176/501610 Health Insurance   | 267,307                        | 481,506                        | 458,060               | 458,060                       | (23,446)         |
| 177/501640 Dental Insurance Plan  | 5,945                          | 15,526                         | 15,131                | 15,131                        | (395)            |
| 179/501690 Vision Care Insurance  | 2,501                          | 4,143                          | 4,033                 | 4,033                         | (110)            |
| 182/501750 Employee Tuition Refund  | 4,176                          | 8,000                          | 8,000                 | 8,000                         |                  |
| 183/501770 Seminars for Professional Employees                              | 679                            | 5,910                          | 5,910                 | 5,910                         |                  |
| 186/501860 Training Programs for Staff Personnel                            | 50                             | 4,552                          | 4,552                 | 4,552                         |                  |
| 190/501970 Transportation and Other Travel Expenses for Employees           | 23,389                         | 49,700                         | 49,700                | 49,700                        |                  |
| <b>Personal Services Total</b>  | <b>2,504,196</b>               | <b>4,246,297</b>               | <b>3,686,423</b>      | <b>3,686,423</b>              | <b>(559,874)</b> |
| <b>Contractual Services</b>   |                                |                                |                       |                               |                  |
| 215/520050 Scavenger Services   | 12,476                         | 39,270                         | 30,470                | 30,470                        | (8,800)          |
| 220/520150 Communication Services   | 11,996                         | 39,188                         | 30,000                | 30,000                        | (9,188)          |
| 225/520260 Postage  | 14,500                         | 19,870                         | 19,870                | 19,870                        |                  |
| 228/520280 Delivery Services  | 2,390                          | 32,980                         | 32,980                | 32,980                        |                  |
| 235/520390 Contractual Maintenance Services                                 | 19,400                         | 19,400                         | 19,400                | 19,400                        |                  |
| 237/520470 Services for Minors or the Indigent                              | 9,703                          | 33,804                         | 33,804                | 33,804                        |                  |
| 240/520490 External Graphics and Reproduction Services                      | 704                            | 4,850                          | 4,850                 | 4,850                         |                  |
| 241/520491 Internal Graphics and Reproduction Services                      |                                | 485                            | 485                   | 485                           |                  |
| 245/520610 Advertising For Specific Purposes                                |                                | 1,940                          | 1,940                 | 1,940                         |                  |
| 246/520650 Imaging of Records   | 6,073                          | 120,522                        | 112,000               | 112,000                       | (8,522)          |
| 260/520830 Professional and Managerial Services                             | 627,789                        | 1,040,568                      | 949,500               | 949,500                       | (91,068)         |
| 272/521050 Medical Consultation Services                                    |                                | 4,850                          | 4,850                 | 4,850                         |                  |
| 278/521200 Laboratory Related Services                                      | 55,000                         | 169,750                        | 169,750               | 169,750                       |                  |
| <b>Contractual Services Total</b>   | <b>760,031</b>                 | <b>1,527,477</b>               | <b>1,409,899</b>      | <b>1,409,899</b>              | <b>(117,578)</b> |
| <b>Supplies and Materials</b>   |                                |                                |                       |                               |                  |
| 310/530010 Food Supplies  |                                | 1,940                          | 1,940                 | 1,940                         |                  |
| 330/530160 Household, Laundry, Cleaning and Personal Care Supplies          |                                | 22,310                         | 22,310                | 22,310                        |                  |
| 333/530270 Institutional Supplies   |                                | 2,910                          | 2,910                 | 2,910                         |                  |
| 350/530600 Office Supplies  | 6,793                          | 50,682                         | 50,682                | 50,682                        |                  |
| 353/530640 Books, Periodicals, Publications, Archives and Data Services     | 459                            | 4,100                          | 4,100                 | 4,100                         |                  |
| 355/530700 Photographic and Reproduction Supplies                           | 296                            | 10,170                         | 10,170                | 10,170                        |                  |
| 360/530790 Medical, Dental, and Laboratory Supplies                         | 432                            | 72,750                         | 72,750                | 72,750                        |                  |
| 361/530910 Pharmaceutical Supplies  |                                | 9,700                          | 9,700                 | 9,700                         |                  |
| 367/531500 X-ray (Radiology)Supplies  | 450                            | 4,850                          | 4,850                 | 4,850                         |                  |
| 388/531650 Computer Operation Supplies                                      | 600                            | 17,460                         | 17,460                | 17,460                        |                  |
| <b>Supplies and Materials Total</b>   | <b>9,031</b>                   | <b>196,872</b>                 | <b>196,872</b>        | <b>196,872</b>                |                  |
| <b>Operations and Maintenance</b>   |                                |                                |                       |                               |                  |
| 402/540030 Water and Sewer  | 9,193                          | 14,114                         | 14,114                | 14,114                        |                  |
| 410/540050 Electricity  | 17,227                         | 31,670                         | 31,670                | 31,670                        |                  |
| 422/540070 Gas  | 26,434                         | 29,919                         | 35,535                | 35,535                        | 5,616            |
| 440/540130 Maintenance and Repair of Office Equipment                       | 965                            | 5,000                          | 5,000                 | 5,000                         |                  |
| 441/540170 Maintenance and Repair of Data Processing Equipment and Software |                                | 16,000                         | 16,000                | 16,000                        |                  |

DISTRIBUTION BY APPROPRIATION CLASSIFICATION

COOK COUNTY HEALTH AND HOSPITALS SYSTEM - SPECIAL PURPOSE FUNDS

| Account   | 2014 Expend.<br>As Of 09-30-14 | 2014 Adjusted<br>Appropriation | Department<br>Request | President's<br>Recommendation | Difference  |
|---|--------------------------------|--------------------------------|-----------------------|-------------------------------|-------------|
| 442/540200 Maintenance and Repair of Medical, Dental and Laboratory Equipment |                                | 29,100                         | 10,000                | 10,000                        | (19,100)    |
| 444/540250 Maintenance and Repair of Automotive Equipment                     |                                | 19,400                         | 19,400                | 19,400                        |             |
| 445/540290 Operation of Automotive Equipment                                  | 1,414                          | 4,850                          | 4,850                 | 4,850                         |             |
| 450/540350 Maintenance and Repair of Plant Equipment                          | 2,779                          | 402,250                        | 425,000               | 425,000                       | 22,750      |
| 461/540370 Maintenance of Facilities  | 2,450                          | 37,927                         | 37,927                | 37,927                        |             |
| Operations and Maintenance Total  | 60,462                         | 590,230                        | 599,496               | 599,496                       | 9,266       |
| <b>Capital Equipment and Improvements</b>                                     |                                |                                |                       |                               |             |
| 599/567510 Reimbursement for Capital Equipment                                |                                | 56,418                         | 56,418                | 56,418                        |             |
| Capital Equipment and Improvements Total                                      |                                | 56,418                         | 56,418                | 56,418                        |             |
| <b>Rental and Leasing</b>   |                                |                                |                       |                               |             |
| 630/550010 Rental of Office Equipment   |                                | 3,216                          | 1,000                 | 1,000                         | (2,216)     |
| 630/550018 County Wide Canon Photocopier Lease                                |                                |                                | 2,216                 | 2,216                         | 2,216       |
| Rental and Leasing Total  |                                | 3,216                          | 3,216                 | 3,216                         |             |
| <b>Contingency and Special Purposes</b>                                       |                                |                                |                       |                               |             |
| 814/580380 Appropriation Adjustments  |                                | 70,796                         |                       |                               | (70,796)    |
| 818/580033 Reimbursement to Designated Fund                                   | 700,000                        | 700,000                        | 450,000               | 450,000                       | (250,000)   |
| 880/580220 Institutional Memberships & Fees                                   |                                | 12,910                         | 12,910                | 12,910                        |             |
| 883/580260 Cook County Administration   | 277,270                        | 369,694                        |                       |                               | (369,694)   |
| Contingency and Special Purposes Total  | 977,270                        | 1,153,400                      | 462,910               | 462,910                       | (690,490)   |
| Operating Funds Total   | 4,310,990                      | 7,773,910                      | 6,415,234             | 6,415,234                     | (1,358,676) |

## DEPARTMENT OVERVIEW

### 890 HEALTH SYSTEM ADMINISTRATION

#### Mission

To deliver integrated health services with dignity and respect regardless of a patient's ability to pay; foster partnerships with other health providers and communities to enhance the health of the public; and advocate for policies that promote the physical, mental and social well being of the people of Cook County.

#### Mandates and Key Activities

- Maintains compliance with Centers for Medicare and Medicaid across the system
- Maintains compliance with the Illinois Department of Public Health and the Illinois Health Facilities and Services Review Board across the system
- Comply with the Shakman Decrees across the system
- Comply with Cook County Human Rights Ordinance across the system
- Maintains Laboratory accreditation by College of American Pathologists (CAP) and The Joint Commission
- Comply with the privacy management provisions of the Health Insurance Portability and Accountability Act (HIPAA), the Health Information Technology for Economic and Clinical Health Act (HITECH) and other state and federal laws protecting the confidentiality of health information across the system

#### Discussion of 2014 Activities and 2015 Initiatives

CCHHS launched its patient portal in 2014 providing patients and providers with new avenues for communication and meeting federal Meaningful Use requirements.

A key focus of 2014 was the continued financial stability of the Health System while stabilizing and growing a new managed care plan and continuing to meet our mission of caring for anyone without regard for their ability to pay.

The 2015 budget further reduces the Cook County Health Fund Allocation by \$11M – representing a reduction since 2009 of more than \$300 million in the health fund allocation.

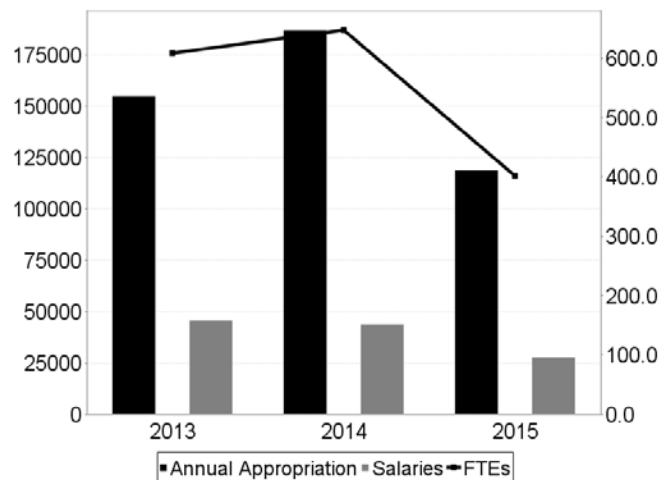
The growth of CountyCare is largely responsible for the decreased reliance on the health fund allocation. CCHHS conservatively projected CountyCare membership at 56,000 for 2014 while actual membership averaged 95,000 in Q3 and Q4.

Key initiatives for 2015 focus on improving the patient experience and access, and building additional capacity within CCHHS. In 2015, CCHHS intends to develop a call center, central scheduling operation and optimize staffing levels across the system to meet service needs in the new competitive market.

Additional efforts aimed at improving financial performance are centered around maximizing CCHHS' mail order pharmacy, improving care coordination for patients and leveraging technology in supply chain and business intelligence.

The 2015 budget reallocates a number of existing costs and positions to improve cost allocation and transparency.

| Appropriations (\$ thousands) |              |                             |                  |
|-------------------------------|--------------|-----------------------------|------------------|
| Fund Category                 | 2013 Adopted | 2014 Adjusted Appropriation | 2015 Recommended |
| Health Fund                   | 154,886.5    | 186,990.9                   | 118,823.5        |
|                               | Adopted      | Adopted                     | Recommended      |
| FTE Positions                 | 608.0        | 647.0                       | 401.8            |



#### STAR Goals/Key Performance Indicators

##### ★ Operational Efficiency

Total number of vacancies. Recruitment and retention of the best qualified employees continues to be a priority.

##### ★ Patient Satisfaction

The percent of patients who would "definitely" recommend Stroger hospital in 2013 was 81%. To improve patient satisfaction the organization in hiring a new Director of Patient Experience who will coordinate The Patient Experience Workgroups focusing on Visibility of staff, Communication, Behavior and Attitudes, Rewards and Recognition of staff exemplifying ideal patient care, and Measuring Success.

| STAR Performance Data   |         |                      |                |
|---|---------|----------------------|----------------|
| Performance Indicator   | FY 2013 | FY 2014 Projected YE | FY 2015 Target |
| Total number of vacancies   | 1,100   | 850                  | 600            |
| % of patients at Stroger Hospital who reported their doctors "Always" communicated well | 81%     | n/a                  | 88.95%         |

DISTRIBUTION BY APPROPRIATION CLASSIFICATION  
DEPARTMENT 890 - HEALTH SYSTEM ADMINISTRATION

| Account   | 2014 Expend.<br>As Of 09-30-14 | 2014 Adjusted<br>Appropriation | Department<br>Request | President's<br>Recommendation | Difference          |
|---|--------------------------------|--------------------------------|-----------------------|-------------------------------|---------------------|
| <b>Personal Services</b>  |                                |                                |                       |                               |                     |
| 110/501010 Salaries and Wages of Regular Employees                            | 35,090,907                     | 43,301,187                     | 27,465,841            | 27,465,841                    | (15,835,346)        |
| 120/501210 Overtime Compensation  | 3,205,686                      | 4,504,000                      | 200,000               | 200,000                       | (4,304,000)         |
| 133/501360 Per Diem Personnel   | 118,062                        | 20                             |                       |                               | (20)                |
| 136/501400 Differential Pay   | 204,155                        | 43,700                         | 34,500                | 34,500                        | (9,200)             |
| 170/501510 Mandatory Medicare Costs   | 319,116                        | 437,814                        | 401,680               | 401,680                       | (36,134)            |
| 182/501750 Employee Tuition Refund  | 646,791                        | 1,075,000                      | 800,000               | 800,000                       | (275,000)           |
| 183/501770 Seminars for Professional Employees                                | 29,489                         | 137,175                        | 129,175               | 129,175                       | (8,000)             |
| 185/501810 Professional and Technical Membership Fees                         | 8,619                          | 89,000                         | 58,500                | 58,500                        | (30,500)            |
| 186/501860 Training Programs for Staff Personnel                              | 53,820                         | 480,000                        | 456,000               | 456,000                       | (24,000)            |
| 190/501970 Transportation and Other Travel Expenses for Employees             | 10,148                         | 108,417                        | 111,550               | 111,550                       | 3,133               |
| <b>Personal Services Total</b>  | <b>39,686,792</b>              | <b>50,176,313</b>              | <b>29,657,246</b>     | <b>29,657,246</b>             | <b>(20,519,067)</b> |
| <b>Contractual Services</b>   |                                |                                |                       |                               |                     |
| 215/520050 Scavenger Services   |                                | 5,645                          | 5,820                 | 5,820                         | 175                 |
| 220/520150 Communication Services   | 1,422,461                      | 2,376,500                      | 3,650,000             | 3,650,000                     | 1,273,500           |
| 225/520260 Postage  | 276                            | 10,301                         | 60,860                | 60,860                        | 50,559              |
| 228/520280 Delivery Services  | 604,150                        | 712,470                        | 820,625               | 820,625                       | 108,155             |
| 235/520390 Contractual Maintenance Services                                   | 153,805                        | 169,173                        |                       |                               | (169,173)           |
| 240/520490 External Graphics and Reproduction Services                        | 9,545                          | 347,973                        | 316,072               | 316,072                       | (31,901)            |
| 241/520491 Internal Graphics and Reproduction Services                        | 5,154                          | 7,200                          | 8,800                 | 8,800                         | 1,600               |
| 242/520550 Surveys, Operations and Reports                                    | 859                            | 67,900                         | 50,000                | 50,000                        | (17,900)            |
| 245/520610 Advertising For Specific Purposes                                  | 139,042                        | 644,750                        | 325,000               | 325,000                       | (319,750)           |
| 246/520650 Imaging of Records   |                                | 101,850                        | 15,000                | 15,000                        | (86,850)            |
| 260/520830 Professional and Managerial Services                               | 18,286,752                     | 28,013,013                     | 28,806,978            | 28,806,978                    | 793,965             |
| 261/520890 Legal Fees Regarding Labor Matters                                 | 81,053                         | 82,750                         | 350,000               | 350,000                       | 267,250             |
| 262/520910 Legal Fees in Connection with Issuance of Tax Notes                | (139)                          |                                |                       |                               |                     |
| 275/521120 Registry Services  | 277,000                        | 1,187,901                      | 700,000               | 700,000                       | (487,901)           |
| 298/521310 Special or Cooperative Programs                                    | 575,000                        | 900,000                        |                       |                               | (900,000)           |
| <b>Contractual Services Total</b>   | <b>21,554,958</b>              | <b>34,627,426</b>              | <b>35,109,155</b>     | <b>35,109,155</b>             | <b>481,729</b>      |
| <b>Supplies and Materials</b>   |                                |                                |                       |                               |                     |
| 310/530010 Food Supplies  |                                | 15,000                         | 35,000                | 35,000                        | 20,000              |
| 320/530100 Wearing Apparel  | 6,997                          | 7,000                          | 7,000                 | 7,000                         |                     |
| 350/530600 Office Supplies  | 11,310                         | 177,316                        | 196,000               | 196,000                       | 18,684              |
| 353/530640 Books, Periodicals, Publications, Archives and Data Services       | 17,137                         | 189,250                        | 125,100               | 125,100                       | (64,150)            |
| 353/530675 County Wide Lexis-Nexis Contract                                   |                                |                                | 957                   | 957                           | 957                 |
| 355/530700 Photographic and Reproduction Supplies                             | 1,735                          | 44,135                         | 10,000                | 10,000                        | (34,135)            |
| 360/530790 Medical, Dental, and Laboratory Supplies                           | 55,161                         | 469,019                        | 283,525               | 283,525                       | (185,494)           |
| 361/530910 Pharmaceutical Supplies  | 46,751,287                     | 47,538,890                     |                       |                               | (47,538,890)        |
| 388/531650 Computer Operation Supplies  | 201,939                        | 518,863                        | 258,000               | 258,000                       | (260,863)           |
| <b>Supplies and Materials Total</b>   | <b>47,045,567</b>              | <b>48,959,473</b>              | <b>915,582</b>        | <b>915,582</b>                | <b>(48,043,891)</b> |
| <b>Operations and Maintenance</b>   |                                |                                |                       |                               |                     |
| 440/540130 Maintenance and Repair of Office Equipment                         |                                | 50,000                         | 40,000                | 40,000                        | (10,000)            |
| 441/540170 Maintenance and Repair of Data Processing Equipment and Software   | 36,508,941                     | 44,983,617                     | 43,389,167            | 43,389,167                    | (1,594,450)         |
| 442/540200 Maintenance and Repair of Medical, Dental and Laboratory Equipment | 270,754                        | 551,563                        | 475,784               | 475,784                       | (75,779)            |
| <b>Operations and Maintenance Total</b>                                       | <b>36,779,695</b>              | <b>45,585,180</b>              | <b>43,904,951</b>     | <b>43,904,951</b>             | <b>(1,680,229)</b>  |

DISTRIBUTION BY APPROPRIATION CLASSIFICATION  
DEPARTMENT 890 - HEALTH SYSTEM ADMINISTRATION

| Account  | 2014 Expend.<br>As Of 09-30-14 | 2014 Adjusted<br>Appropriation | Department<br>Request | President's<br>Recommendation | Difference          |
|--|--------------------------------|--------------------------------|-----------------------|-------------------------------|---------------------|
| <b>Rental and Leasing</b>  |                                |                                |                       |                               |                     |
| 637/550080 Rental of Medical Equipment                                   | 1,493,931                      | 1,671,552                      | 3,193,208             | 3,193,208                     | 1,521,656           |
| 690/550162 Rental and Leasing Not Otherwise Classified                   | 3,138,085                      | 5,723,000                      | 5,900,000             | 5,900,000                     | 177,000             |
| <b>Rental and Leasing Total</b>  | <b>4,632,016</b>               | <b>7,394,552</b>               | <b>9,093,208</b>      | <b>9,093,208</b>              | <b>1,698,656</b>    |
| <b>Contingency and Special Purposes</b>                                  |                                |                                |                       |                               |                     |
| 818/580033 Reimbursement to Designated Fund                              | 12,824                         | 153,000                        | 65,000                | 65,000                        | (88,000)            |
| 819/580420 Appropriation Transfer for Reimbursement from Designated Fund | (25,812)                       | (35,036)                       | (51,625)              | (51,625)                      | (16,589)            |
| 880/580220 Institutional Memberships & Fees                              | 120,863                        | 130,000                        | 130,000               | 130,000                       |                     |
| <b>Contingency and Special Purposes Total</b>                            | <b>107,874</b>                 | <b>247,964</b>                 | <b>143,375</b>        | <b>143,375</b>                | <b>(104,589)</b>    |
| <b>Operating Funds Total</b>   | <b>149,806,903</b>             | <b>186,990,908</b>             | <b>118,823,517</b>    | <b>118,823,517</b>            | <b>(68,167,391)</b> |
| <b>(715) Major Capital Equipment - Long Term Projects - 71520740</b>     |                                |                                |                       |                               |                     |
| 579/560450 Computer Equipment  | 1,696                          |                                |                       |                               |                     |
|  | 1,696                          |                                |                       |                               |                     |
| <b>(717) New/Replacement Capital Equipment - 71700890</b>                |                                |                                |                       |                               |                     |
| 510/560410 Fixed Plant Equipment   | 424,850                        |                                |                       |                               |                     |
| 521/560420 Institutional Equipment                                       |                                |                                | 57,000                | 57,000                        | 57,000              |
| 530/560510 Office Furnishings and Equipment                              | 16,983                         |                                | 684,383               | 684,383                       | 684,383             |
| 540/560430 Medical, Dental and Laboratory Equipment                      | 52,737                         | 950,200                        | 1,292,355             | 1,292,355                     | 342,155             |
| 579/560450 Computer Equipment  | 2,972,123                      | 5,541,934                      | 2,337,241             | 2,337,241                     | (3,204,693)         |
|  | 3,466,694                      | 6,492,134                      | 4,370,979             | 4,370,979                     | (2,121,155)         |
| <b>Capital Equipment Request Total</b>                                   | <b>3,468,390</b>               | <b>6,492,134</b>               | <b>4,370,979</b>      | <b>4,370,979</b>              | <b>(2,121,155)</b>  |

PERSONAL SERVICES - SUMMARY OF POSITIONS BY BUSINESS UNIT AND JOB CODE

DEPARTMENT 890 - HEALTH SYSTEM ADMINISTRATION

| Job Code  | Title  | Grade | 2014 Approved & Adopted |             | Department Request |             | President's Recommendation |             |
|---|--|-------|-------------------------|-------------|--------------------|-------------|----------------------------|-------------|
|   |  |       | FTE Pos.                | Salaries    | FTE Pos.           | Salaries    | FTE Pos.                   | Salaries    |
| 01 Executive Office                             |  |       |                         |             |                    |             |                            |             |
| 02 Administration - 8900101                     |  |       |                         |             |                    |             |                            |             |
| 2002  | Chief Operating Officer, Hospital-Based Services             | 24    |                         |             | 1.0                | 240,000     | 1.0                        | 240,000     |
| 5219  | Chief Executive Officer                                      | 24    | 1.0                     | 500,000     | 1.0                | 500,000     | 1.0                        | 500,000     |
| 5268  | Chief of Staff   | 24    | 1.0                     | 140,000     | 1.0                | 140,000     | 1.0                        | 140,000     |
| 5291  | Secretary to Board - CCHHS                                   | 24    | 1.0                     | 105,000     | 1.0                | 105,000     | 1.0                        | 105,000     |
| 5779  | Director of System Decision Support                          | 24    | 1.0                     | 125,000     |                    |             |                            |             |
| 5839  | CCHHS Employment Plan Officer                                | 24    | 1.0                     | 115,000     |                    |             |                            |             |
| 5945  | Chief Business Officer                                       | 24    | 1.0                     | 240,000     | 1.0                | 240,000     | 1.0                        | 240,000     |
| 5946  | Chief Operating Officer Inpatient Services                   | 24    | 1.0                     | 240,000     |                    |             |                            |             |
| 5948  | Chief Strategy Officer                                       | 24    | 1.0                     | 250,000     | 1.0                | 250,000     | 1.0                        | 250,000     |
| 5963  | Director of Project Management and Operational Excellence    | 24    | 1.0                     | 100,000     |                    |             |                            |             |
| 5932  | Chief of Clinical Integration                                | 24    | 1.0                     | 400,000     | 1.0                | 400,000     | 1.0                        | 400,000     |
| 5979  | Executive Director Clinical Shared Services                  | 24    | 1.0                     | 36,136      |                    |             |                            |             |
| 1687  | Assistant Administrator                                      | 23    |                         |             | 1.0                | 70,658      | 1.0                        | 70,658      |
| 5481  | Decision Support Analyst                                     | 23    | 1.0                     | 70,658      | 1.0                | 70,658      | 1.0                        | 70,658      |
| 6270  | Deputy Director, Project Management & Operational Excellence | 23    |                         |             | 1.0                | 70,658      | 1.0                        | 70,658      |
| 0293  | Administrative Analyst III                                   | 21    | 1.0                     | 83,205      | 1.0                | 84,885      | 1.0                        | 84,885      |
| 5508  | Executive Assistant to the Chief Executive Officer           | 20    | 2.0                     | 118,145     | 2.0                | 120,593     | 2.0                        | 120,593     |
|   |  |       | 15.0                    | \$2,523,144 | 13.0               | \$2,292,452 | 13.0                       | \$2,292,452 |
| 03 Intergovernmental Affairs & Policy - 8900102 |  |       |                         |             |                    |             |                            |             |
| 5224  | Director of Policy   | 24    | 1.0                     | 160,000     | 1.0                | 160,000     | 1.0                        | 160,000     |
| 5959  | Director of Intergovernmental Affairs                        | 24    | 1.0                     | 165,000     | 1.0                | 165,000     | 1.0                        | 165,000     |
|   |  |       | 2.0                     | \$325,000   | 2.0                | \$325,000   | 2.0                        | \$325,000   |
| 04 Multi-Cultural Affairs Office - 8900103      |  |       |                         |             |                    |             |                            |             |
| 5355  | Director of Multicultural Affairs-CCHHS                      | 24    | 1.0                     | 150,000     | 1.0                | 150,000     | 1.0                        | 150,000     |
|   |  |       | 1.0                     | \$150,000   | 1.0                | \$150,000   | 1.0                        | \$150,000   |
| 02 Operations                                   |  |       |                         |             |                    |             |                            |             |
| 02 Administration - 8900201                     |  |       |                         |             |                    |             |                            |             |
| 5190  | Director of Research   | 24    | 1.0                     | 106,803     | 1.0                | 106,803     | 1.0                        | 106,803     |
| 1866  | Scientific Officer II  | 22    | 1.0                     | 102,832     | 1.0                | 104,905     | 1.0                        | 104,905     |
| 0048  | Administrative Assistant III                                 | 16    | 1.0                     | 49,059      | 1.0                | 53,400      | 1.0                        | 53,400      |
| 0047  | Administrative Assistant II                                  | 14    | 1.0                     | 57,255      | 1.0                | 57,255      | 1.0                        | 57,255      |
|   |  |       | 4.0                     | \$315,949   | 4.0                | \$322,363   | 4.0                        | \$322,363   |
| 03 Plant Operations - 8900202                   |  |       |                         |             |                    |             |                            |             |
| 2085  | Director Of Plant Operations                                 | 24    | 1.0                     | 150,000     | 1.0                | 150,000     | 1.0                        | 150,000     |
|   |  |       | 1.0                     | \$150,000   | 1.0                | \$150,000   | 1.0                        | \$150,000   |
| 04 Communications - 8900203                     |  |       |                         |             |                    |             |                            |             |
| 5556  | Director of Telecommunications Operations                    | 24    |                         |             | 1.0                | 105,000     | 1.0                        | 105,000     |
| 1688  | Patient Service Director                                     | 22    | 1.0                     | 67,557      |                    |             |                            |             |
|   |  |       | 1.0                     | \$67,557    | 1.0                | \$105,000   | 1.0                        | \$105,000   |
| 05 Employment Plan - 8900204                    |  |       |                         |             |                    |             |                            |             |
| 5386  | Director of Provider Relations-CCHHS                         | 24    | 1.0                     | 161,120     |                    |             |                            |             |
| 5839  | CCHHS Employment Plan Officer                                | 24    |                         |             | 1.0                | 115,000     | 1.0                        | 115,000     |
| 6366  | Employment Plan Analyst                                      | 21    |                         |             | 6.0                | 368,700     | 6.0                        | 368,700     |
| 0050  | Administrative Assistant IV                                  | 18    | 1.0                     | 63,530      |                    |             |                            |             |
|   |  |       | 2.0                     | \$224,650   | 7.0                | \$483,700   | 7.0                        | \$483,700   |

PERSONAL SERVICES - SUMMARY OF POSITIONS BY BUSINESS UNIT AND JOB CODE

DEPARTMENT 890 - HEALTH SYSTEM ADMINISTRATION

| Job Code  | Title  | Grade | 2014 FTE Pos. | Approved & Adopted Salaries | Department Request FTE Pos. | Request Salaries | President's Recommendation FTE Pos. | Recommendation Salaries |
|---|--|-------|---------------|-----------------------------|-----------------------------|------------------|-------------------------------------|-------------------------|
| 06 Patient Experience - 8900205                   |  |       |               |                             |                             |                  |                                     |                         |
| 1708  | Associate Administrator                      | 24    | 1.0           | 117,230                     | 1.0                         | 117,230          | 1.0                                 | 117,230                 |
| 5411  | Director of Patient Relations                | 20    | 2.0           | 177,393                     |                             |                  |                                     |                         |
|   |  |       | 3.0           | \$294,623                   | 1.0                         | \$117,230        | 1.0                                 | \$117,230               |
| 03 Finance  |  |       |               |                             |                             |                  |                                     |                         |
| 02 Administration - 8900301                       |  |       |               |                             |                             |                  |                                     |                         |
| 2184  | Chief Financial Officer of CCHHS             | 24    | 1.0           | 220,001                     | 1.0                         | 220,001          | 1.0                                 | 220,001                 |
| 0051  | Administrative Assistant V                   | 20    | 1.0           | 55,892                      | 1.0                         | 73,564           | 1.0                                 | 73,564                  |
|   |  |       | 2.0           | \$275,893                   | 2.0                         | \$293,565        | 2.0                                 | \$293,565               |
| 03 System Finance - 8900302                       |  |       |               |                             |                             |                  |                                     |                         |
| 5275  | Executive Director of Finance-Health Systems | 24    | 1.0           | 163,713                     | 1.0                         | 163,713          | 1.0                                 | 163,713                 |
| 5301  | Chief Accountant-CCHHS                       | 24    | 1.0           | 90,912                      | 1.0                         | 90,912           | 1.0                                 | 90,912                  |
| 5305  | Director of Financial Systems Analysis-CCHHS | 24    | 1.0           | 103,279                     | 1.0                         | 103,279          | 1.0                                 | 103,279                 |
| 0112  | Director of Financial Control III            | 23    | 3.0           | 289,036                     | 4.0                         | 365,512          | 4.0                                 | 365,512                 |
| 5601  | System Manager Expenditure Control           | 23    | 1.0           | 72,698                      | 1.0                         | 74,163           | 1.0                                 | 74,163                  |
| 0253  | Business Manager III                         | 22    | 1.0           | 93,569                      | 1.0                         | 95,456           | 1.0                                 | 95,456                  |
| 5605  | System Banker Coordinator                    | 21    | 1.0           | 63,218                      | 1.0                         | 64,493           | 1.0                                 | 64,493                  |
| 0051  | Administrative Assistant V                   | 20    | 1.0           | 55,892                      | 1.0                         | 86,576           | 1.0                                 | 86,576                  |
| 0919  | Business Office Supervisor                   | 13    | 1.0           | 37,750                      | 1.0                         | 32,617           | 1.0                                 | 32,617                  |
| 0906  | Clerk IV                                     | 09    | 1.0           | 41,274                      | 1.0                         | 39,419           | 1.0                                 | 39,419                  |
|   |  |       | 12.0          | \$1,011,341                 | 13.0                        | \$1,116,140      | 13.0                                | \$1,116,140             |
| 05 Expenditure Control/Accounts Payable - 8900304 |  |       |               |                             |                             |                  |                                     |                         |
| 5304  | Director of Expenditure Control-CCHHS        | 24    | 1.0           | 103,279                     | 1.0                         | 103,279          | 1.0                                 | 103,279                 |
| 0111  | Director of Financial Control II             | 21    | 1.0           | 93,174                      | 1.0                         | 95,054           | 1.0                                 | 95,054                  |
|   |  |       | 2.0           | \$196,453                   | 2.0                         | \$198,333        | 2.0                                 | \$198,333               |
| 06 Payroll - 8900305                              |  |       |               |                             |                             |                  |                                     |                         |
| 5302  | Senior Payroll Manager-CCHHS                 | 24    | 1.0           | 90,912                      | 1.0                         | 90,912           | 1.0                                 | 90,912                  |
| 0252  | Business Manager II                          | 20    | 1.0           | 85,707                      | 1.0                         | 87,433           | 1.0                                 | 87,433                  |
| 0246  | Payroll Division Supervisor III              | 18    | 1.0           | 66,914                      | 1.0                         | 68,262           | 1.0                                 | 68,262                  |
| 0251  | Business Manager I                           | 18    | 1.0           | 76,060                      | 2.0                         | 142,405          | 2.0                                 | 142,405                 |
| 0144  | Accountant IV                                | 17    | 1.0           | 43,339                      | 1.0                         | 58,251           | 1.0                                 | 58,251                  |
|   |  |       | 5.0           | \$362,932                   | 6.0                         | \$447,263        | 6.0                                 | \$447,263               |
| 07 Financial Planning-Budget - 8900306            |  |       |               |                             |                             |                  |                                     |                         |
| 4711  | Budget Director                              | 24    | 1.0           | 130,000                     | 1.0                         | 130,000          | 1.0                                 | 130,000                 |
| 0112  | Director of Financial Control III            | 23    | 1.0           | 75,309                      | 1.0                         | 76,826           | 1.0                                 | 76,826                  |
| 0254  | Business Manager IV                          | 23    | 1.0           | 95,897                      | 1.0                         | 97,829           | 1.0                                 | 97,829                  |
| 5244  | Financial Analyst                            | 21    |               |                             | 1.0                         | 61,450           | 1.0                                 | 61,450                  |
| 0145  | Accountant V                                 | 19    | 1.0           | 83,433                      | 1.0                         | 83,433           | 1.0                                 | 83,433                  |
| 0143  | Accountant III                               | 15    | 1.0           | 54,363                      |                             | 1                |                                     | 1                       |
| 0142  | Accountant II                                | 13    | 2.0           | 106,656                     | 1.0                         | 53,329           | 1.0                                 | 53,329                  |
|   |  |       | 7.0           | \$545,658                   | 6.0                         | \$502,868        | 6.0                                 | \$502,868               |
| 08 Cost Reimbursement - 8900307                   |  |       |               |                             |                             |                  |                                     |                         |
| 0113  | Director Financial Control IV                | 24    | 1.0           | 138,300                     | 1.0                         | 138,300          | 1.0                                 | 138,300                 |
| 0295  | Administrative Analyst V                     | 23    | 1.0           | 83,333                      | 1.0                         | 85,016           | 1.0                                 | 85,016                  |
| 4580  | Administrative Coordinator III               | 23    | 1.0           | 89,223                      | 1.0                         | 91,020           | 1.0                                 | 91,020                  |
| 0111  | Director of Financial Control II             | 21    | 1.0           | 84,180                      | 1.0                         | 87,809           | 1.0                                 | 87,809                  |
| 0293  | Administrative Analyst III                   | 21    | 2.0           | 142,830                     | 2.0                         | 147,041          | 2.0                                 | 147,041                 |
| 0145  | Accountant V                                 | 19    | 3.0           | 218,305                     | 2.0                         | 136,953          | 2.0                                 | 136,953                 |
|   |  |       | 9.0           | \$756,171                   | 8.0                         | \$686,139        | 8.0                                 | \$686,139               |

PERSONAL SERVICES - SUMMARY OF POSITIONS BY BUSINESS UNIT AND JOB CODE

DEPARTMENT 890 - HEALTH SYSTEM ADMINISTRATION

| Job Code   | Title  | Grade | 2014 Approved & Adopted |             | Department Request |             | President's Recommendation |             |
|--|--|-------|-------------------------|-------------|--------------------|-------------|----------------------------|-------------|
|  |  |       | FTE Pos.                | Salaries    | FTE Pos.           | Salaries    | FTE Pos.                   | Salaries    |
| 09 Revenue Cycle - 8900308                       |  |       |                         |             |                    |             |                            |             |
| 5437   | System Director Patient Access   | 24    | 1.0                     | 104,998     | 1.0                | 104,998     | 1.0                        | 104,998     |
| 5438   | System Director Patient Financial Services                                 | 24    | 1.0                     | 113,604     | 1.0                | 113,604     | 1.0                        | 113,604     |
| 5439   | System Director Health Information Management                              | 24    | 1.0                     | 131,600     | 1.0                | 131,600     | 1.0                        | 131,600     |
| 5440   | System Director Revenue Integrity  | 24    | 1.0                     | 158,500     | 1.0                | 158,500     | 1.0                        | 158,500     |
| 5441   | System Director Case Management  | 24    | 1.0                     | 117,700     | 1.0                | 117,700     | 1.0                        | 117,700     |
| 5442   | System Manager Patient Access-Ambulatory Care Health Network               | 24    | 1.0                     | 107,993     | 1.0                | 107,993     | 1.0                        | 107,993     |
| 5443   | System Manager Patient Access, Pre-Processing Center                       | 24    | 1.0                     | 85,155      | 1.0                | 85,155      | 1.0                        | 85,155      |
| 5445   | System Manager Patient Access, Training & Quality Assurance                | 24    | 1.0                     | 87,360      | 1.0                | 87,360      | 1.0                        | 87,360      |
| 5447   | System Manager Patient Financial Services, Third Party Billing & Coding    | 24    | 1.0                     | 75,000      | 1.0                | 75,000      | 1.0                        | 75,000      |
| 5449   | Systems Manager Patient Financial Services, Denials & Payment              | 24    | 1.0                     | 70,000      | 1.0                | 70,000      | 1.0                        | 70,000      |
| 5450   | System Manager Patient Financial Services, Cash Applications               | 24    | 1.0                     | 76,059      | 1.0                | 76,059      | 1.0                        | 76,059      |
| 5453   | System Manager Revenue Integrity, Charge Description Master                | 24    | 1.0                     | 101,296     | 1.0                | 101,296     | 1.0                        | 101,296     |
| 5454   | System Manager Revenue Integrity, Charge Capture                           | 24    | 1.0                     | 100,027     | 1.0                | 100,027     | 1.0                        | 100,027     |
| 5455   | System Manager Revenue Integrity, Managed Care                             | 24    | 1.0                     | 130,000     | 1.0                | 130,000     | 1.0                        | 130,000     |
| 5456   | System Director, Case Management   | 24    | 3.0                     | 308,197     | 3.0                | 308,197     | 3.0                        | 308,197     |
| 5458   | Senior System Director Revenue Cycle                                       | 24    | 1.0                     | 197,800     | 1.0                | 197,800     | 1.0                        | 197,800     |
| 0127   | Auditing Supervisor  | 23    | 1.0                     | 88,557      | 1.0                | 90,336      | 1.0                        | 90,336      |
| 0383   | Deputy in Charge-Complaints  | 23    | 1.0                     | 103,227     | 1.0                | 70,658      | 1.0                        | 70,658      |
| 5444   | System Manager Patient Access, Financial Counseling                        | 23    | 1.0                     | 105,389     | 1.0                | 107,511     | 1.0                        | 107,511     |
| 5446   | Site Manager Patient Access II (JHS)                                       | 23    | 1.0                     | 77,745      | 1.0                | 79,311      | 1.0                        | 79,311      |
| 5448   | System Manager Patient Services, Customer Service and Self Pay Collections | 23    | 1.0                     | 79,219      | 1.0                | 80,816      | 1.0                        | 80,816      |
| 5451   | System Manager Health Information Management, Record Management            | 23    | 1.0                     | 103,679     | 1.0                | 103,679     | 1.0                        | 103,679     |
| 0253   | Business Manager III   | 22    | 5.0                     | 337,785     | 5.0                | 337,786     | 5.0                        | 337,786     |
| 5457   | Site Manager, Patient Access I (Sites)                                     | 22    | 1.0                     | 72,137      |                    |             |                            |             |
|  |  |       | 30.0                    | \$2,933,027 | 29.0               | \$2,835,386 | 29.0                       | \$2,835,386 |
| 10 System Office of Sponsored Programs - 8900309 |  |       |                         |             |                    |             |                            |             |
| 5217   | Assistant Grants Management Director                                       | 24    | 1.0                     | 100,007     | 1.0                | 106,000     | 1.0                        | 106,000     |
| 0223   | Grant Analyst  | 21    | 1.0                     | 94,004      | 1.0                | 94,004      | 1.0                        | 94,004      |
|  |  |       | 2.0                     | \$194,011   | 2.0                | \$200,004   | 2.0                        | \$200,004   |
| 11 Access/Referrals/Scheduling - 8900310         |  |       |                         |             |                    |             |                            |             |
| 5505   | Clinical Case Manager  | FC    | 2.0                     | 126,320     | 2.0                | 118,090     | 2.0                        | 118,090     |
| 0113   | Director Financial Control IV  | 24    |                         |             | 1.0                | 75,000      | 1.0                        | 75,000      |
| 1941   | Clinical Nurse I   | FA    |                         |             | 3.0                | 259,107     | 3.0                        | 259,107     |
| 6328   | Senior Director of Integrated Care Management                              | 24    |                         |             | 1.0                | 230,000     | 1.0                        | 230,000     |
| 6364   | Director of Operations, Patient Support Center                             | 24    |                         |             | 1.0                | 103,000     | 1.0                        | 103,000     |
| 0293   | Administrative Analyst III   | 21    |                         |             | 1.0                | 80,877      | 1.0                        | 80,877      |
| 0251   | Business Manager I   | 18    |                         |             | 1.0                | 68,376      | 1.0                        | 68,376      |
| 1524   | Medical Social Worker III  | 17    | 2.0                     | 100,532     | 2.0                | 93,605      | 2.0                        | 93,605      |
| 1518   | Caseworker (Mang Unit)   | 16    |                         |             | 1.0                | 46,840      | 1.0                        | 46,840      |
| 0047   | Administrative Assistant II  | 14    |                         |             | 1.0                | 57,255      | 1.0                        | 57,255      |



PERSONAL SERVICES - SUMMARY OF POSITIONS BY BUSINESS UNIT AND JOB CODE  
DEPARTMENT 890 - HEALTH SYSTEM ADMINISTRATION

| Job Code  | Title   | Grade | 2014 FTE Pos. | Approved & Adopted Salaries | Department FTE Pos. | Request Salaries | President's Recommendation FTE Pos. | Recommendation Salaries |
|---|---|-------|---------------|-----------------------------|---------------------|------------------|-------------------------------------|-------------------------|
| 0919  | Business Office Supervisor                            | 13    | 1.0           | 37,750                      | 4.0                 | 192,601          | 4.0                                 | 192,601                 |
| 0907  | Clerk V   | 11    | 3.0           | 112,317                     | 16.8                | 754,109          | 16.8                                | 754,109                 |
|   |   |       | 8.0           | \$376,919                   | 34.8                | \$2,078,860      | 34.8                                | \$2,078,860             |
| 12 Revenue Cycle-Patient Financial Services - 8900311 |   |       |               |                             |                     |                  |                                     |                         |
| 0113  | Director Financial Control IV                         | 24    | 1.0           | 107,126                     |                     |                  |                                     |                         |
| 5244  | Financial Analyst                                     | 21    | 1.0           | 61,450                      | 1.0                 | 62,734           | 1.0                                 | 62,734                  |
| 0050  | Administrative Assistant IV                           | 18    | 1.0           | 46,476                      | 1.0                 | 46,476           | 1.0                                 | 46,476                  |
| 0251  | Business Manager I                                    | 18    | 3.0           | 176,465                     | 3.0                 | 164,132          | 3.0                                 | 164,132                 |
| 1518  | Caseworker (Mang Unit)                                | 16    | 1.0           | 40,415                      | 1.0                 | 51,817           | 1.0                                 | 51,817                  |
| 0142  | Accountant II   | 13    | 1.0           | 48,808                      |                     |                  |                                     |                         |
| 0916  | Credit Counselor                                      | 13    | 4.0           | 209,776                     |                     |                  |                                     |                         |
| 0919  | Business Office Supervisor                            | 13    | 3.0           | 153,548                     |                     |                  |                                     |                         |
| 5926  | Cash Application Representative                       | 13    | 3.0           | 108,117                     | 10.0                | 438,164          | 10.0                                | 438,164                 |
| 5927  | Charge Entry Representative                           | 13    |               |                             | 5.0                 | 244,390          | 5.0                                 | 244,390                 |
| 5928  | Customer Service & Self Pay Rep                       | 13    | 3.0           | 123,686                     | 13.0                | 569,128          | 13.0                                | 569,128                 |
| 5929  | Third Party Billing & Follow-up                       | 13    | 7.0           | 272,270                     | 18.0                | 788,017          | 18.0                                | 788,017                 |
| 5930  | Patient Financial Services-Systems Analyst            | 13    |               |                             | 1.0                 | 49,792           | 1.0                                 | 49,792                  |
| 0046  | Administrative Assistant I                            | 12    | 1.0           | 49,794                      |                     |                  |                                     |                         |
| 0907  | Clerk V   | 11    | 27.0          | 1,204,055                   | 4.0                 | 143,016          | 4.0                                 | 143,016                 |
| 0935  | Stenographer IV                                       | 11    | 1.0           | 46,493                      |                     |                  |                                     |                         |
| 0182  | Collector   | 10    | 1.0           | 39,381                      |                     |                  |                                     |                         |
|   |   |       | 58.0          | \$2,687,860                 | 57.0                | \$2,557,666      | 57.0                                | \$2,557,666             |
| 04 System Human Resource                              |   |       |               |                             |                     |                  |                                     |                         |
| 02 Administration - 8900401                           |   |       |               |                             |                     |                  |                                     |                         |
| 1043  | Director Of Human Resources                           | 24    | 1.0           | 125,000                     | 1.0                 | 125,000          | 1.0                                 | 125,000                 |
| 6002  | Chief of Human Resources                              | 24    | 1.0           | 205,000                     | 1.0                 | 205,000          | 1.0                                 | 205,000                 |
| 5584  | Compensation Manager-HHS                              | 23    |               |                             | 1.0                 | 88,577           | 1.0                                 | 88,577                  |
| 6001  | Talent Acquisition Manager                            | 23    | 1.0           | 83,198                      | 1.0                 | 84,871           | 1.0                                 | 84,871                  |
| 5376  | Senior Human Resources Coordinator-CCHHS              | 22    | 1.0           | 71,835                      | 1.0                 | 73,283           | 1.0                                 | 73,283                  |
| 0051  | Administrative Assistant V                            | 20    | 1.0           | 85,904                      | 1.0                 | 87,634           | 1.0                                 | 87,634                  |
| 0764  | Classification and Compensation Analyst               | 20    | 1.0           | 58,461                      | 1.0                 | 55,892           | 1.0                                 | 55,892                  |
|   |   |       | 6.0           | \$629,398                   | 7.0                 | \$720,257        | 7.0                                 | \$720,257               |
| 03 Labor Relations - 8900402                          |   |       |               |                             |                     |                  |                                     |                         |
| 6053  | Labor Counsel   | 24    | 1.0           | 110,001                     | 1.0                 | 110,000          | 1.0                                 | 110,000                 |
| 5373  | Labor Director II                                     | 23    | 1.0           | 106,770                     |                     |                  |                                     |                         |
| 5372  | Labor Director I                                      | 22    | 1.0           | 106,770                     | 1.0                 | 106,817          | 1.0                                 | 106,817                 |
| 5381  | Personnel Administrator-Labor Relations Analyst-CCHHS | 21    | 2.0           | 159,875                     | 3.0                 | 254,209          | 3.0                                 | 254,209                 |
| 6023  | Talent Acquisition Content Analyst                    | 20    |               |                             | 1.0                 | 57,550           | 1.0                                 | 57,550                  |
| 5379  | Labor Relations Assistant-CCHHS                       | 19    | 2.0           | 123,661                     | 2.0                 | 123,780          | 2.0                                 | 123,780                 |
| 0739  | Labor Relations Analyst                               | 16    | 1.0           | 40,415                      |                     |                  |                                     |                         |
|   |   |       | 8.0           | \$647,492                   | 8.0                 | \$652,356        | 8.0                                 | \$652,356               |
| 04 Recruiting - 8900403                               |   |       |               |                             |                     |                  |                                     |                         |
| 5282  | Physician Recruiter (CCHHS)                           | 23    | 1.0           | 44,153                      |                     |                  |                                     |                         |
| 6309  | Talent Business Partner                               | 22    |               |                             | 3.0                 | 202,671          | 3.0                                 | 202,671                 |
| 6310  | Talent Sourcing & Social Media Specialist             | 22    |               |                             | 1.0                 | 67,557           | 1.0                                 | 67,557                  |
| 0766  | Job Classification Specialist                         | 21    |               |                             | 3.0                 | 184,350          | 3.0                                 | 184,350                 |
| 5840  | Recruitment and Selections Analyst                    | 20    | 7.0           | 406,714                     | 10.0                | 572,067          | 10.0                                | 572,067                 |
| 6023  | Talent Acquisition Content Analyst                    | 20    | 2.0           | 115,567                     |                     |                  |                                     |                         |

PERSONAL SERVICES - SUMMARY OF POSITIONS BY BUSINESS UNIT AND JOB CODE

DEPARTMENT 890 - HEALTH SYSTEM ADMINISTRATION

| Job Code                              | Title   | Grade | 2014 Approved & Adopted |           | Department Request |             | President's Recommendation |             |
|---------------------------------------|---|-------|-------------------------|-----------|--------------------|-------------|----------------------------|-------------|
|                                       |   |       | FTE Pos.                | Salaries  | FTE Pos.           | Salaries    | FTE Pos.                   | Salaries    |
| 6308                                  | Position Control Analyst                            | 20    |                         |           | 1.0                | 55,892      | 1.0                        | 55,892      |
| 5827                                  | Human Resources Assistant                           | 14    | 3.0                     | 109,737   | 3.0                | 105,631     | 3.0                        | 105,631     |
|                                       |   |       | 13.0                    | \$676,171 | 21.0               | \$1,188,168 | 21.0                       | \$1,188,168 |
| 05 Cermak Health Services - 8900404   |   |       |                         |           |                    |             |                            |             |
| 5376                                  | Senior Human Resources Coordinator-CCHHS            | 22    | 1.0                     | 75,248    | 1.0                | 75,248      | 1.0                        | 75,248      |
| 5380                                  | Senior Human Resource Specialist-CCHHS              | 20    | 1.0                     | 71,369    |                    |             |                            |             |
| 5377                                  | Human Resources Specialist-CCHHS                    | 18    |                         |           | 1.0                | 56,422      | 1.0                        | 56,422      |
|                                       |   |       | 2.0                     | \$146,617 | 2.0                | \$131,670   | 2.0                        | \$131,670   |
| 07 Provident - 8900406                |   |       |                         |           |                    |             |                            |             |
| 6024                                  | Director of Workforce Strategy & Talent Acquisition | 24    | 1.0                     | 125,000   | 1.0                | 125,000     | 1.0                        | 125,000     |
| 5376                                  | Senior Human Resources Coordinator-CCHHS            | 22    | 1.0                     | 90,532    | 1.0                | 71,282      | 1.0                        | 71,282      |
| 5840                                  | Recruitment and Selections Analyst                  | 20    |                         |           | 1.0                | 57,682      | 1.0                        | 57,682      |
| 5377                                  | Human Resources Specialist-CCHHS                    | 18    | 1.0                     | 49,742    |                    |             |                            |             |
| 5383                                  | Receptionist-CCHHS                                  | 12    | 1.0                     | 31,812    |                    |             |                            |             |
|                                       |   |       | 4.0                     | \$297,086 | 3.0                | \$253,964   | 3.0                        | \$253,964   |
| 08 Oak Forest Health Center - 8900407 |   |       |                         |           |                    |             |                            |             |
| 5281                                  | Nurse Recruiter (CCHHS)                             | 24    | 1.0                     | 75,392    | 1.0                | 75,392      | 1.0                        | 75,392      |
| 5380                                  | Senior Human Resource Specialist-CCHHS              | 20    | 1.0                     | 71,123    | 1.0                | 72,558      | 1.0                        | 72,558      |
| 5840                                  | Recruitment and Selections Analyst                  | 20    | 1.0                     | 55,892    | 1.0                | 57,761      | 1.0                        | 57,761      |
| 5383                                  | Receptionist-CCHHS                                  | 12    | 1.0                     | 31,812    | 1.0                | 31,028      | 1.0                        | 31,028      |
|                                       |   |       | 4.0                     | \$234,219 | 4.0                | \$236,739   | 4.0                        | \$236,739   |
| 09 Stroger Hospital - 8900408         |   |       |                         |           |                    |             |                            |             |
| 1043                                  | Director Of Human Resources                         | 24    | 1.0                     | 140,000   | 1.0                | 140,000     | 1.0                        | 140,000     |
| 5828                                  | Senior Labor & Employment Counsel                   | 24    | 1.0                     | 125,000   | 1.0                | 125,000     | 1.0                        | 125,000     |
| 6315                                  | Deputy Chief of Human Resources                     | 24    |                         |           | 1.0                | 150,000     | 1.0                        | 150,000     |
| 5376                                  | Senior Human Resources Coordinator-CCHHS            | 22    | 1.0                     | 71,438    | 1.0                | 71,220      | 1.0                        | 71,220      |
| 2178                                  | Personnel Manager II                                | 18    | 1.0                     | 69,610    |                    |             |                            |             |
| 5377                                  | Human Resources Specialist-CCHHS                    | 18    | 4.0                     | 203,238   | 4.0                | 238,056     | 4.0                        | 238,056     |
| 5827                                  | Human Resources Assistant                           | 14    | 2.0                     | 73,516    | 2.0                | 71,194      | 2.0                        | 71,194      |
| 5383                                  | Receptionist-CCHHS                                  | 12    | 1.0                     | 31,413    | 1.0                | 32,062      | 1.0                        | 32,062      |
|                                       |   |       | 11.0                    | \$714,215 | 11.0               | \$827,532   | 11.0                       | \$827,532   |
| 10 Learning and Development - 8900409 |   |       |                         |           |                    |             |                            |             |
| 5461                                  | Director of Development & Training                  | 24    | 1.0                     | 130,000   | 1.0                | 130,000     | 1.0                        | 130,000     |
| 5607                                  | System Manager, Learning & Development              | 23    | 1.0                     | 102,871   | 1.0                | 104,943     | 1.0                        | 104,943     |
| 5712                                  | Learning & Development Assistant                    | 19    | 1.0                     | 58,461    | 1.0                | 51,944      | 1.0                        | 51,944      |
|                                       |   |       | 3.0                     | \$291,332 | 3.0                | \$286,887   | 3.0                        | \$286,887   |
| 05 Clinical Office                    |   |       |                         |           |                    |             |                            |             |
| 02 Administration - 8900501           |   |       |                         |           |                    |             |                            |             |
| 5367                                  | Director of Clinical Informatics                    | 24    | 1.0                     | 125,000   |                    |             |                            |             |
| 5778                                  | Executive Director of Nursing                       | 24    | 1.0                     | 275,000   | 1.0                | 275,000     | 1.0                        | 275,000     |
| 6304                                  | Director of Advanced Practice Nurses                | 24    |                         |           | 1.0                | 135,000     | 1.0                        | 135,000     |
| 1687                                  | Assistant Administrator                             | 23    |                         |           | 1.0                | 83,333      | 1.0                        | 83,333      |
| 0050                                  | Administrative Assistant IV                         | 18    |                         |           | 1.0                | 53,843      | 1.0                        | 53,843      |
| 0047                                  | Administrative Assistant II                         | 14    | 1.0                     | 54,528    |                    |             |                            |             |
|                                       |   |       | 3.0                     | \$454,528 | 4.0                | \$547,176   | 4.0                        | \$547,176   |
| 03 Preoperative - 8900502             |   |       |                         |           |                    |             |                            |             |
| 5350                                  | Director of Perioperative Services-CCHHS            | 24    | 1.0                     | 175,000   | 1.0                | 175,000     | 1.0                        | 175,000     |
|                                       |   |       | 1.0                     | \$175,000 | 1.0                | \$175,000   | 1.0                        | \$175,000   |

PERSONAL SERVICES - SUMMARY OF POSITIONS BY BUSINESS UNIT AND JOB CODE

DEPARTMENT 890 - HEALTH SYSTEM ADMINISTRATION

| Job Code  | Title   | Grade | 2014 Approved & Adopted |             | Department Request |           | President's Recommendation |           |
|---|---|-------|-------------------------|-------------|--------------------|-----------|----------------------------|-----------|
|   |   |       | FTE Pos.                | Salaries    | FTE Pos.           | Salaries  | FTE Pos.                   | Salaries  |
| 04 Nursing Professional Development and Education - 8900503 |   |       |                         |             |                    |           |                            |           |
| 5340  | Director-Nursing Professional Development & Education-CCHHS       | 24    | 1.0                     | 145,000     | 1.0                | 145,000   | 1.0                        | 145,000   |
| 1981  | Instructor Senior   | FD    | 1.0                     | 108,177     | 1.0                | 108,177   | 1.0                        | 108,177   |
| 1982  | Master Instructor   | FE    | 3.0                     | 335,641     | 3.0                | 290,915   | 3.0                        | 290,915   |
|   |   |       | 5.0                     | \$588,818   | 5.0                | \$544,092 | 5.0                        | \$544,092 |
| 06 Pharmacy Administration - 8900505                        |   |       |                         |             |                    |           |                            |           |
| 4616  | Director for Bureau of Pharmacy                                   | 24    | 1.0                     | 185,301     | 1.0                | 185,301   | 1.0                        | 185,301   |
| 1876  | Assistant Director Of Pharmacy                                    | 24    | 3.0                     | 408,738     | 3.0                | 408,738   | 3.0                        | 408,738   |
|   |   |       | 4.0                     | \$594,039   | 4.0                | \$594,039 | 4.0                        | \$594,039 |
| 07 Cermak Pharmacy - 8900506                                |   |       |                         |             |                    |           |                            |           |
| 1874  | Director Of Pharmacy II   | 24    | 1.0                     | 148,426     |                    |           |                            |           |
| 1876  | Assistant Director Of Pharmacy                                    | 24    | 1.0                     | 136,246     |                    |           |                            |           |
| 1680  | Supervisor of Pharmacy  | 15    | 1.0                     | 46,559      |                    |           |                            |           |
| 0047  | Administrative Assistant II                                       | 14    | 1.0                     | 46,296      |                    |           |                            |           |
| 4718  | Pharmacy Supervisor IV  | RX4   | 1.0                     | 127,859     |                    |           |                            |           |
| 1878  | Pharmacist  | RX1   | 9.0                     | 1,046,151   |                    |           |                            |           |
| 2051  | Pharmacy Technician (As Required Not To Exceed)                   | PB    | 15.0                    | 658,549     |                    |           |                            |           |
| 1242  | Storekeeper/Supply Clerk  | CC    | 1.0                     | 34,655      |                    |           |                            |           |
|   |   |       | 30.0                    | \$2,244,741 |                    |           |                            |           |
| 08 Provident Inpatient - 8900507                            |   |       |                         |             |                    |           |                            |           |
| 1874  | Director Of Pharmacy II   | 24    | 1.0                     | 142,823     |                    |           |                            |           |
| 1878  | Pharmacist  | RX1   | 3.0                     | 348,717     |                    |           |                            |           |
| 2051  | Pharmacy Technician (As Required Not To Exceed)                   | PB    | 2.0                     | 101,126     |                    |           |                            |           |
|   |   |       | 6.0                     | \$592,666   |                    |           |                            |           |
| 09 Provident Outpatient - 8900508                           |   |       |                         |             |                    |           |                            |           |
| 0048  | Administrative Assistant III                                      | 16    | 1.0                     | 56,443      |                    |           |                            |           |
| 4718  | Pharmacy Supervisor IV  | RX4   | 1.0                     | 127,859     |                    |           |                            |           |
| 1878  | Pharmacist  | RX1   | 11.0                    | 1,278,629   |                    |           |                            |           |
| 2051  | Pharmacy Technician (As Required Not To Exceed)                   | PB    | 12.0                    | 580,703     |                    |           |                            |           |
|   |   |       | 25.0                    | \$2,043,634 |                    |           |                            |           |
| 11 Oak Forest Outpatient - 8900510                          |   |       |                         |             |                    |           |                            |           |
| 1874  | Director Of Pharmacy II   | 24    | 1.0                     | 142,823     |                    |           |                            |           |
| 2103  | Pharmacist Manager  | 24    | 1.0                     | 134,700     |                    |           |                            |           |
| 4688  | Pharmacy Technician(As Required Not To Exceed)Oak Forest Hospital | 13    | 24.0                    | 1,178,416   |                    |           |                            |           |
| 0046  | Administrative Assistant I  | 12    | 1.0                     | 49,794      |                    |           |                            |           |
| 0907  | Clerk V   | 11    | 1.0                     | 46,493      |                    |           |                            |           |
| 4718  | Pharmacy Supervisor IV  | RX4   | 2.0                     | 255,718     |                    |           |                            |           |
| 1878  | Pharmacist  | RX1   | 24.0                    | 2,789,736   |                    |           |                            |           |
| 2051  | Pharmacy Technician (As Required Not To Exceed)                   | PB    | 1.0                     | 48,171      |                    |           |                            |           |
| 1251  | Supply Clerk  | DB    | 1.0                     | 35,614      |                    |           |                            |           |
|   |   |       | 56.0                    | \$4,681,465 |                    |           |                            |           |
| 12 Stroger Inpatient - 8900511                              |   |       |                         |             |                    |           |                            |           |
| 5311  | Post Graduate Pharmacist (Resident)                               | RXG   | 1.0                     | 39,331      |                    |           |                            |           |
| 1874  | Director Of Pharmacy II   | 24    | 1.0                     | 146,727     |                    |           |                            |           |
| 2103  | Pharmacist Manager  | 24    | 2.0                     | 259,076     |                    |           |                            |           |
| 0294  | Administrative Analyst IV   | 22    | 1.0                     | 87,191      |                    |           |                            |           |
| 0050  | Administrative Assistant IV                                       | 18    | 1.0                     | 72,274      |                    |           |                            |           |

PERSONAL SERVICES - SUMMARY OF POSITIONS BY BUSINESS UNIT AND JOB CODE

DEPARTMENT 890 - HEALTH SYSTEM ADMINISTRATION

| Job Code                               | Title   | Grade | 2014 Approved & Adopted |             | Department Request |           | President's Recommendation |           |
|--|---|-------|-------------------------|-------------|--------------------|-----------|----------------------------|-----------|
|  |   |       | FTE Pos.                | Salaries    | FTE Pos.           | Salaries  | FTE Pos.                   | Salaries  |
| 0935                                   | Stenographer IV                                 | 11    | 1.0                     | 43,412      |                    |           |                            |           |
| 4718                                   | Pharmacy Supervisor IV                          | RX4   | 1.0                     | 127,859     |                    |           |                            |           |
| 1878                                   | Pharmacist                                      | RX1   | 29.0                    | 3,370,931   |                    |           |                            |           |
| 2051                                   | Pharmacy Technician (As Required Not To Exceed) | PB    | 39.0                    | 1,896,693   |                    |           |                            |           |
|  |   |       | 76.0                    | \$6,043,494 |                    |           |                            |           |
| 13 Stroger Outpatient - 8900512        |   |       |                         |             |                    |           |                            |           |
| 2103                                   | Pharmacist Manager                              | 24    | 2.0                     | 259,076     |                    |           |                            |           |
| 1876                                   | Assistant Director Of Pharmacy                  | 24    | 1.0                     | 136,246     |                    |           |                            |           |
| 0911                                   | Senior Clerk                                    | 09    | 1.0                     | 41,177      |                    |           |                            |           |
| 4718                                   | Pharmacy Supervisor IV                          | RX4   | 2.0                     | 257,397     |                    |           |                            |           |
| 1878                                   | Pharmacist                                      | RX1   | 30.0                    | 3,487,170   |                    |           |                            |           |
| 2051                                   | Pharmacy Technician (As Required Not To Exceed) | PB    | 60.0                    | 2,782,903   |                    |           |                            |           |
|  |   |       | 96.0                    | \$6,963,969 |                    |           |                            |           |
| 14 System-Wide Resource Pool - 8900513 |   |       |                         |             |                    |           |                            |           |
| 1941                                   | Clinical Nurse I                                | FA    | 1.0                     | 53,974      | 1.0                | 53,974    | 1.0                        | 53,974    |
|  |   |       | 1.0                     | \$53,974    | 1.0                | \$53,974  | 1.0                        | \$53,974  |
| 06 System HIS                          |   |       |                         |             |                    |           |                            |           |
| 02 Help Desk - 8900602                 |   |       |                         |             |                    |           |                            |           |
| 1135                                   | Project Leader- Data Systems                    | 22    | 1.0                     | 103,158     | 1.0                | 104,096   | 1.0                        | 104,096   |
| 1111                                   | Systems Analyst II                              | 18    | 1.0                     | 63,594      | 1.0                | 66,298    | 1.0                        | 66,298    |
| 0048                                   | Administrative Assistant III                    | 16    | 1.0                     | 59,479      | 1.0                | 60,477    | 1.0                        | 60,477    |
| 1110                                   | Systems Analyst I                               | 16    | 2.0                     | 108,654     | 2.0                | 115,696   | 2.0                        | 115,696   |
|  |   |       | 5.0                     | \$334,885   | 5.0                | \$346,567 | 5.0                        | \$346,567 |
| 03 Desktop Services - 8900603          |   |       |                         |             |                    |           |                            |           |
| 1111                                   | Systems Analyst II                              | 18    | 6.0                     | 396,002     | 6.0                | 385,454   | 6.0                        | 385,454   |
| 0281                                   | Management Analyst II                           | 16    | 1.0                     | 66,165      | 1.0                | 66,165    | 1.0                        | 66,165    |
| 0956                                   | Management Analyst I                            | 14    | 1.0                     | 54,528      | 1.0                | 54,528    | 1.0                        | 54,528    |
|  |   |       | 8.0                     | \$516,695   | 8.0                | \$506,147 | 8.0                        | \$506,147 |
| 04 Data Center - 8900604               |   |       |                         |             |                    |           |                            |           |
| 1103                                   | Computer Operator III                           | 16    | 3.0                     | 182,236     | 3.0                | 186,633   | 3.0                        | 186,633   |
| 1102                                   | Computer Operator II                            | 14    | 4.0                     | 205,957     | 4.0                | 209,048   | 4.0                        | 209,048   |
| 0273                                   | Information Technician II                       | 13    | 1.0                     | 53,328      | 1.0                | 53,328    | 1.0                        | 53,328    |
| 1101                                   | Computer Operator I                             | 12    | 6.0                     | 263,919     | 6.0                | 268,330   | 6.0                        | 268,330   |
| 0271                                   | Information Technician I                        | 11    | 1.0                     | 46,493      | 1.0                | 28,361    | 1.0                        | 28,361    |
|  |   |       | 15.0                    | \$751,933   | 15.0               | \$745,700 | 15.0                       | \$745,700 |
| 05 Server Services - 8900605           |   |       |                         |             |                    |           |                            |           |
| 1114                                   | Systems Analyst V                               | 23    | 2.0                     | 224,082     | 2.0                | 225,133   | 2.0                        | 225,133   |
| 1711                                   | Management Analyst V                            | 22    | 1.0                     | 103,158     | 1.0                | 105,017   | 1.0                        | 105,017   |
| 1113                                   | Systems Analyst IV                              | 21    | 2.0                     | 188,311     | 2.0                | 190,216   | 2.0                        | 190,216   |
|  |   |       | 5.0                     | \$515,551   | 5.0                | \$520,366 | 5.0                        | \$520,366 |
| 06 Network Services - 8900606          |   |       |                         |             |                    |           |                            |           |
| 1711                                   | Management Analyst V                            | 22    | 1.0                     | 110,482     | 1.0                | 110,482   | 1.0                        | 110,482   |
| 0182                                   | Collector                                       | 10    | 1.0                     | 43,337      | 1.0                | 43,337    | 1.0                        | 43,337    |
|  |   |       | 2.0                     | \$153,819   | 2.0                | \$153,819 | 2.0                        | \$153,819 |
| 07 Financial Applications - 8900607    |   |       |                         |             |                    |           |                            |           |
| 1114                                   | Systems Analyst V                               | 23    | 2.0                     | 214,666     | 2.0                | 215,668   | 2.0                        | 215,668   |
| 1137                                   | Manager-Systems Development                     | 23    | 1.0                     | 108,198     | 1.0                | 109,082   | 1.0                        | 109,082   |
| 1113                                   | Systems Analyst IV                              | 21    | 1.0                     | 61,450      | 1.0                | 61,450    | 1.0                        | 61,450    |
|  |   |       | 4.0                     | \$384,314   | 4.0                | \$386,200 | 4.0                        | \$386,200 |

PERSONAL SERVICES - SUMMARY OF POSITIONS BY BUSINESS UNIT AND JOB CODE

DEPARTMENT 890 - HEALTH SYSTEM ADMINISTRATION

| Job Code   | Title   | Grade | 2014 Approved & Adopted |             | Department Request |             | President's Recommendation |             |
|--|---|-------|-------------------------|-------------|--------------------|-------------|----------------------------|-------------|
|  |   |       | FTE Pos.                | Salaries    | FTE Pos.           | Salaries    | FTE Pos.                   | Salaries    |
| <b>08 Clinical Applications - 8900608</b>            |   |       |                         |             |                    |             |                            |             |
| 1114   | Systems Analyst V   | 23    | 4.0                     | 392,477     | 4.0                | 401,625     | 4.0                        | 401,625     |
| 1113   | Systems Analyst IV  | 21    | 2.0                     | 147,963     | 2.0                | 149,208     | 2.0                        | 149,208     |
| 1843   | Medical Technologist I                                      | 14    | 1.0                     | 53,725      | 1.0                | 56,154      | 1.0                        | 56,154      |
|  |   |       | 7.0                     | \$594,165   | 7.0                | \$606,987   | 7.0                        | \$606,987   |
| <b>10 Information Security Services - 8900610</b>    |   |       |                         |             |                    |             |                            |             |
| 1113   | Systems Analyst IV  | 21    | 1.0                     | 94,004      | 1.0                | 95,774      | 1.0                        | 95,774      |
| 0956   | Management Analyst I  | 14    | 1.0                     | 53,561      | 1.0                | 54,528      | 1.0                        | 54,528      |
|  |   |       | 2.0                     | \$147,565   | 2.0                | \$150,302   | 2.0                        | \$150,302   |
| <b>11 Business Intelligence - 8900611</b>            |   |       |                         |             |                    |             |                            |             |
| 5952   | Director of Business Intelligence                           | 24    | 1.0                     | 118,000     | 1.0                | 118,000     | 1.0                        | 118,000     |
| 1114   | Systems Analyst V   | 23    | 2.0                     | 190,309     | 2.0                | 201,308     | 2.0                        | 201,308     |
| 1135   | Project Leader- Data Systems                                | 22    | 1.0                     | 103,338     | 1.0                | 105,219     | 1.0                        | 105,219     |
| 1112   | Systems Analyst III   | 20    | 1.0                     | 60,166      | 1.0                | 55,892      | 1.0                        | 55,892      |
|  |   |       | 5.0                     | \$471,813   | 5.0                | \$480,419   | 5.0                        | \$480,419   |
| <b>12 Project Management - 8900612</b>               |   |       |                         |             |                    |             |                            |             |
| 6326   | Security Information Officer                                | 24    |                         |             | 1.0                | 125,000     | 1.0                        | 125,000     |
| 0564   | Project Manager Patient Support Services                    | 23    | 1.0                     | 70,658      |                    |             |                            |             |
|  |   |       | 1.0                     | \$70,658    | 1.0                | \$125,000   | 1.0                        | \$125,000   |
| <b>15 Administration - 8900601</b>                   |   |       |                         |             |                    |             |                            |             |
| 5815   | Chief Medical Information Officer                           | K12   |                         |             | 1.0                | 228,000     | 1.0                        | 228,000     |
| 5822   | Chief Medical Information Officer/Chief Information Officer | K12   | 1.0                     | 300,000     | 1.0                | 300,000     | 1.0                        | 300,000     |
| 2168   | Director Of Information Systems                             | 24    | 1.0                     | 102,960     |                    |             |                            |             |
| 5918   | IT Operations Officer                                       | 24    | 1.0                     | 150,000     | 1.0                | 150,000     | 1.0                        | 150,000     |
| 6331   | Technology Information Officer                              | 24    |                         |             | 1.0                | 102,960     | 1.0                        | 102,960     |
| 1114   | Systems Analyst V   | 23    | 3.0                     | 246,312     | 4.0                | 282,632     | 4.0                        | 282,632     |
| 1137   | Manager-Systems Development                                 | 23    | 1.0                     | 82,032      |                    |             |                            |             |
| 0253   | Business Manager III  | 22    |                         |             | 1.0                | 67,557      | 1.0                        | 67,557      |
| 1113   | Systems Analyst IV  | 21    | 1.0                     | 71,270      | 1.0                | 61,450      | 1.0                        | 61,450      |
| 1111   | Systems Analyst II  | 18    | 1.0                     | 53,843      | 1.0                | 46,476      | 1.0                        | 46,476      |
| 0048   | Administrative Assistant III                                | 16    | 1.0                     | 61,921      |                    |             |                            |             |
|  |   |       | 10.0                    | \$1,068,338 | 11.0               | \$1,239,075 | 11.0                       | \$1,239,075 |
| <b>07 System Chief Medical Officer</b>               |   |       |                         |             |                    |             |                            |             |
| <b>01 Quality Assurance Administration - 8900701</b> |   |       |                         |             |                    |             |                            |             |
| 5960   | Director of Patient Experience                              | 24    |                         |             | 1.0                | 125,000     | 1.0                        | 125,000     |
| 1657   | Attending Physician Senior 11                               | K11   | 1.0                     | 250,810     | 1.0                | 250,810     | 1.0                        | 250,810     |
| 5964   | Chief Quality Officer                                       | 24    | 1.0                     | 250,813     | 1.0                | 250,811     | 1.0                        | 250,811     |
| 1113   | Systems Analyst IV  | 21    | 1.0                     | 71,270      | 1.0                | 61,449      | 1.0                        | 61,449      |
| 5411   | Director of Patient Relations                               | 20    |                         |             | 1.0                | 56,172      | 1.0                        | 56,172      |
| 0050   | Administrative Assistant IV                                 | 18    | 1.0                     | 46,476      | 1.0                | 46,476      | 1.0                        | 46,476      |
| 1111   | Systems Analyst II  | 18    | 1.0                     | 53,843      | 1.0                | 46,476      | 1.0                        | 46,476      |
|  |   |       | 5.0                     | \$673,212   | 7.0                | \$837,194   | 7.0                        | \$837,194   |
| <b>03 Medical Staff Services - 8900703</b>           |   |       |                         |             |                    |             |                            |             |
| 6065   | Manager of Quality & Credentialing                          | NS3   |                         |             | 1.0                | 96,265      | 1.0                        | 96,265      |
| 5225   | Director of Credentialing                                   | 24    | 1.0                     | 95,000      |                    |             |                            |             |
| 6277   | Director of Medical Staff Office                            | 24    |                         |             | 1.0                | 130,000     | 1.0                        | 130,000     |
| 6367   | Medical Staff Credentialing Manager                         | 23    |                         |             | 1.0                | 70,658      | 1.0                        | 70,658      |
| 6369   | Medical Staff Services Liaison                              | 21    |                         |             | 1.0                | 64,268      | 1.0                        | 64,268      |
| 0050   | Administrative Assistant IV                                 | 18    | 1.0                     | 72,274      | 1.0                | 72,274      | 1.0                        | 72,274      |
| 0048   | Administrative Assistant III                                | 16    | 5.0                     | 286,547     | 5.0                | 278,001     | 5.0                        | 278,001     |

PERSONAL SERVICES - SUMMARY OF POSITIONS BY BUSINESS UNIT AND JOB CODE

DEPARTMENT 890 - HEALTH SYSTEM ADMINISTRATION

| Job Code                       | Title   | Grade | 2014 Approved & Adopted |             | Department Request |             | President's Recommendation |             |
|--------------------------------|---|-------|-------------------------|-------------|--------------------|-------------|----------------------------|-------------|
|                                |   |       | FTE Pos.                | Salaries    | FTE Pos.           | Salaries    | FTE Pos.                   | Salaries    |
| 0047                           | Administrative Assistant II                             | 14    | 1.0                     | 40,529      | 1.0                | 57,255      | 1.0                        | 57,255      |
|                                |   |       | 8.0                     | \$494,350   | 11.0               | \$768,721   | 11.0                       | \$768,721   |
| 08 General Counsel Office      |   |       |                         |             |                    |             |                            |             |
| 01 Administration - 8900801    |   |       |                         |             |                    |             |                            |             |
| 5221                           | Special Legal Counsel                                   | 24    | 1.0                     | 115,000     |                    |             |                            |             |
| 5264                           | General Counsel - Cook County Health & Hospital Systems | 24    | 1.0                     | 200,000     | 1.0                | 200,000     | 1.0                        | 200,000     |
| 5273                           | Associate General Counsel                               | 24    | 1.0                     | 159,999     | 1.0                | 159,999     | 1.0                        | 159,999     |
| 0564                           | Project Manager Patient Support Services                | 23    | 1.0                     | 102,990     | 1.0                | 105,066     | 1.0                        | 105,066     |
| 0051                           | Administrative Assistant V                              | 20    | 1.0                     | 55,892      | 1.0                | 55,892      | 1.0                        | 55,892      |
|                                |   |       | 5.0                     | \$633,881   | 4.0                | \$520,957   | 4.0                        | \$520,957   |
| 02 Risk Management - 8900802   |   |       |                         |             |                    |             |                            |             |
| 0082                           | Director of Risk Management                             | 24    | 1.0                     | 150,000     | 1.0                | 150,000     | 1.0                        | 150,000     |
| 6318                           | Deputy Director Risk Management-Inpatient               | 24    |                         |             | 1.0                | 119,000     | 1.0                        | 119,000     |
| 6319                           | Deputy Director Risk Management-Outpatient & Cermak     | 24    |                         |             | 1.0                | 119,000     | 1.0                        | 119,000     |
| 1998                           | Senior Risk Manager                                     | 23    | 1.0                     | 97,713      | 1.0                | 70,658      | 1.0                        | 70,658      |
| 2516                           | Risk Manager  | 21    | 1.0                     | 75,771      |                    |             |                            |             |
|                                |   |       | 3.0                     | \$323,484   | 4.0                | \$458,658   | 4.0                        | \$458,658   |
| 09 Corporate Compliance Office |   |       |                         |             |                    |             |                            |             |
| 01 Administration - 8900901    |   |       |                         |             |                    |             |                            |             |
| 4894                           | Compliance Officer                                      | 24    | 1.0                     | 115,000     |                    |             |                            |             |
| 5222                           | Chief Corporate Compliance & Privacy Officer            | 24    | 1.0                     | 145,000     | 1.0                | 145,000     | 1.0                        | 145,000     |
| 5810                           | CCHHS Compliance Officer                                | 24    | 1.0                     | 121,000     | 2.0                | 246,000     | 2.0                        | 246,000     |
| 5783                           | Compliance Analyst                                      | 23    | 1.0                     | 70,658      | 2.0                | 146,804     | 2.0                        | 146,804     |
| 5307                           | System Compliance Coordinator-CCHHS                     | 20    | 1.0                     | 74,381      | 1.0                | 75,880      | 1.0                        | 75,880      |
|                                |   |       | 5.0                     | \$526,039   | 6.0                | \$613,684   | 6.0                        | \$613,684   |
| 10 Internal Audit Office       |   |       |                         |             |                    |             |                            |             |
| 01 Administration - 8901001    |   |       |                         |             |                    |             |                            |             |
| 5292                           | Director of Internal Audit                              | 24    | 1.0                     | 150,000     | 1.0                | 150,000     | 1.0                        | 150,000     |
| 5356                           | Associate Director of Internal Audit                    | 24    | 1.0                     | 100,000     | 1.0                | 100,000     | 1.0                        | 100,000     |
| 5594                           | Associate Director of Information Technology            | 24    | 1.0                     | 113,761     | 1.0                | 113,761     | 1.0                        | 113,761     |
| 1711                           | Management Analyst V                                    | 22    | 1.0                     | 94,936      | 1.0                | 96,302      | 1.0                        | 96,302      |
|                                |   |       | 4.0                     | \$458,697   | 4.0                | \$460,063   | 4.0                        | \$460,063   |
| 11 Community Services Office   |   |       |                         |             |                    |             |                            |             |
| 01 Administration - 8901101    |   |       |                         |             |                    |             |                            |             |
| 5414                           | Communications & Marketing Coordinator                  | 24    | 2.0                     | 200,000     | 1.0                | 100,000     | 1.0                        | 100,000     |
| 5949                           | Director of Media & Public Relations                    | 24    | 1.0                     | 140,000     |                    |             |                            |             |
| 5954                           | Director of Community Affairs                           | 24    | 1.0                     | 140,000     | 1.0                | 130,000     | 1.0                        | 130,000     |
| 5978                           | Executive Director of Communications                    | 24    | 1.0                     | 165,000     | 1.0                | 165,000     | 1.0                        | 165,000     |
| 6280                           | Director of Brand Management and Marketing              | 24    |                         |             | 1.0                | 140,000     | 1.0                        | 140,000     |
| 6306                           | Director of Public Relations                            | 24    |                         |             | 1.0                | 140,000     | 1.0                        | 140,000     |
| 6307                           | Director of Media                                       | 24    |                         |             | 1.0                | 140,000     | 1.0                        | 140,000     |
| 1687                           | Assistant Administrator                                 | 23    | 1.0                     | 108,588     | 1.0                | 110,777     | 1.0                        | 110,777     |
| 5230                           | Executive Assistant to Chief Operating Officer          | 23    | 1.0                     | 108,996     | 1.0                | 111,201     | 1.0                        | 111,201     |
| 4810                           | Graphic Design Coordinator                              | 22    | 1.0                     | 81,656      | 1.0                | 83,302      | 1.0                        | 83,302      |
| 0048                           | Administrative Assistant III                            | 16    | 1.0                     | 60,275      | 1.0                | 60,581      | 1.0                        | 60,581      |
| 0907                           | Clerk V   | 11    | 1.0                     | 46,493      | 1.0                | 46,493      | 1.0                        | 46,493      |
|                                |   |       | 10.0                    | \$1,051,008 | 11.0               | \$1,227,354 | 11.0                       | \$1,227,354 |

PERSONAL SERVICES - SUMMARY OF POSITIONS BY BUSINESS UNIT AND JOB CODE  
DEPARTMENT 890 - HEALTH SYSTEM ADMINISTRATION

| Job Code                            | Title   | Grade | 2014 Approved & Adopted |                     | Department Request |                     | President's Recommendation |                     |
|-------------------------------------|---|-------|-------------------------|---------------------|--------------------|---------------------|----------------------------|---------------------|
|                                     |   |       | FTE Pos.                | Salaries            | FTE Pos.           | Salaries            | FTE Pos.                   | Salaries            |
| 12 Supply Chain Management Office   |   |       |                         |                     |                    |                     |                            |                     |
| 01 Administration - 8901201         |   |       |                         |                     |                    |                     |                            |                     |
| 0648                                | Director of Operations                          | 24    | 1.0                     | 120,000             |                    |                     |                            |                     |
| 5606                                | System Director of Supply Chain Management      | 24    | 1.0                     | 175,999             | 1.0                | 175,999             | 1.0                        | 175,999             |
| 5967                                | Director of Supply Chain Operations & Logistics | 24    |                         |                     | 1.0                | 120,000             | 1.0                        | 120,000             |
| 1202                                | Deputy Chief Procurement Officer                | 24    | 1.0                     | 70,658              | 1.0                | 70,658              | 1.0                        | 70,658              |
| 4882                                | Director of System Integration and Support      | 24    | 1.0                     | 96,892              | 1.0                | 116,500             | 1.0                        | 116,500             |
| 0254                                | Business Manager IV                             | 23    | 1.0                     | 106,322             |                    |                     |                            |                     |
| 5464                                | Director of Value Analysis                      | 23    | 1.0                     | 70,658              | 1.0                | 70,658              | 1.0                        | 70,658              |
| 5602                                | Director of Strategic Sourcing/Contracts        | 23    | 1.0                     | 108,920             | 1.0                | 108,979             | 1.0                        | 108,979             |
| 5983                                | Manager of Procurement                          | 23    |                         |                     | 1.0                | 88,261              | 1.0                        | 88,261              |
| 6278                                | Senior Contract Specialist                      | 22    |                         |                     | 2.0                | 135,114             | 2.0                        | 135,114             |
| 0293                                | Administrative Analyst III                      | 21    | 1.0                     | 91,641              | 1.0                | 93,419              | 1.0                        | 93,419              |
| 5244                                | Financial Analyst                               | 21    | 1.0                     | 61,450              | 1.0                | 63,498              | 1.0                        | 63,498              |
| 5474                                | Capital Buyer                                   | 21    | 1.0                     | 62,879              | 2.0                | 125,596             | 2.0                        | 125,596             |
| 5608                                | Value Analysis Coordinator                      | 21    | 1.0                     | 61,450              | 1.0                | 61,450              | 1.0                        | 61,450              |
| 5673                                | Contract Specialist                             | 21    | 1.0                     | 61,450              |                    |                     |                            |                     |
| 5834                                | Supply Chain Contract Manager                   | 21    | 2.0                     | 92,952              |                    |                     |                            |                     |
| 0051                                | Administrative Assistant V                      | 20    | 1.0                     | 55,892              | 1.0                | 73,433              | 1.0                        | 73,433              |
| 2234                                | Specifications Engineer II                      | 18    |                         |                     | 1.0                | 74,377              | 1.0                        | 74,377              |
| 0048                                | Administrative Assistant III                    | 16    | 2.0                     | 119,758             | 2.0                | 105,296             | 2.0                        | 105,296             |
| 1208                                | Buyer IV  | 16    | 2.0                     | 80,830              | 2.0                | 80,830              | 2.0                        | 80,830              |
| 0047                                | Administrative Assistant II                     | 14    | 1.0                     | 57,255              | 1.0                | 57,255              | 1.0                        | 57,255              |
| 1234                                | Storekeeper IV                                  | 12    | 2.0                     | 99,588              | 2.0                | 99,588              | 2.0                        | 99,588              |
| 1233                                | Storekeeper III                                 | 10    | 1.0                     | 30,678              | 1.0                | 30,678              | 1.0                        | 30,678              |
| 1240                                | Storekeeper Leadman/JHS/ACHN/CHS                | CG    |                         |                     | 1.0                | 38,364              | 1.0                        | 38,364              |
| 1230                                | Supply Clerk Leadman-OFH                        | DF    | 2.0                     | 76,728              | 1.0                | 38,364              | 1.0                        | 38,364              |
|                                     |   |       | 25.0                    | \$1,702,000         | 26.0               | \$1,828,317         | 26.0                       | \$1,828,317         |
| <b>Total Salaries and Positions</b> |   |       | <b>647.0</b>            | <b>\$52,336,453</b> | <b>401.8</b>       | <b>\$33,049,353</b> | <b>401.8</b>               | <b>\$33,049,353</b> |
| <b>Turnover Adjustment</b>          |   |       |                         | <b>(8,513,057)</b>  |                    | <b>(5,583,512)</b>  |                            | <b>(5,583,512)</b>  |
| <b>Operating Funds Total</b>        |   |       | <b>647.0</b>            | <b>\$43,823,396</b> | <b>401.8</b>       | <b>\$27,465,841</b> | <b>401.8</b>               | <b>\$27,465,841</b> |

PERSONAL SERVICES - SUMMARY OF POSITIONS BY GRADE  
DEPARTMENT 890 - HEALTH SYSTEM ADMINISTRATION

| Grade                               | 2014 Approved & Adopted |                     | Department Request |                     | President's Recommendation |                     |
|-------------------------------------|-------------------------|---------------------|--------------------|---------------------|----------------------------|---------------------|
|                                     | FTE Pos.                | Salaries            | FTE Pos.           | Salaries            | FTE Pos.                   | Salaries            |
| RXG                                 | 1.0                     | 39,331              |                    |                     |                            |                     |
| RX4                                 | 7.0                     | 896,692             |                    |                     |                            |                     |
| RX1                                 | 106.0                   | 12,321,334          |                    |                     |                            |                     |
| PB                                  | 129.0                   | 6,068,145           |                    |                     |                            |                     |
| NS3                                 |                         |                     | 1.0                | 96,265              | 1.0                        | 96,265              |
| K12                                 | 1.0                     | 300,000             | 2.0                | 528,000             | 2.0                        | 528,000             |
| K11                                 | 1.0                     | 250,810             | 1.0                | 250,810             | 1.0                        | 250,810             |
| FE                                  | 3.0                     | 335,641             | 3.0                | 290,915             | 3.0                        | 290,915             |
| FD                                  | 1.0                     | 108,177             | 1.0                | 108,177             | 1.0                        | 108,177             |
| FC                                  | 2.0                     | 126,320             | 2.0                | 118,090             | 2.0                        | 118,090             |
| FA                                  | 1.0                     | 53,974              | 4.0                | 313,081             | 4.0                        | 313,081             |
| DF                                  | 2.0                     | 76,728              | 1.0                | 38,364              | 1.0                        | 38,364              |
| DB                                  | 1.0                     | 35,614              |                    |                     |                            |                     |
| CG                                  |                         |                     | 1.0                | 38,364              | 1.0                        | 38,364              |
| CC                                  | 1.0                     | 34,655              |                    |                     |                            |                     |
| 24                                  | 97.0                    | 13,524,764          | 90.0               | 12,775,837          | 90.0                       | 12,775,837          |
| 23                                  | 43.0                    | 3,974,541           | 47.0               | 4,214,885           | 47.0                       | 4,214,885           |
| 22                                  | 21.0                    | 1,773,622           | 25.0               | 2,013,314           | 25.0                       | 2,013,314           |
| 21                                  | 26.0                    | 1,923,797           | 36.0               | 2,613,384           | 36.0                       | 2,613,384           |
| 20                                  | 25.0                    | 1,604,390           | 27.0               | 1,702,471           | 27.0                       | 1,702,471           |
| 19                                  | 7.0                     | 483,860             | 6.0                | 396,110             | 6.0                        | 396,110             |
| 18                                  | 25.0                    | 1,510,341           | 26.0               | 1,575,803           | 26.0                       | 1,575,803           |
| 17                                  | 3.0                     | 143,871             | 3.0                | 151,856             | 3.0                        | 151,856             |
| 16                                  | 22.0                    | 1,212,197           | 20.0               | 1,105,736           | 20.0                       | 1,105,736           |
| 15                                  | 2.0                     | 100,922             |                    | 1                   |                            | 1                   |
| 14                                  | 17.0                    | 806,887             | 16.0               | 780,103             | 16.0                       | 780,103             |
| 13                                  | 50.0                    | 2,330,105           | 54.0               | 2,421,366           | 54.0                       | 2,421,366           |
| 12                                  | 13.0                    | 558,132             | 10.0               | 431,008             | 10.0                       | 431,008             |
| 11                                  | 35.0                    | 1,545,756           | 22.8               | 971,979             | 22.8                       | 971,979             |
| 10                                  | 3.0                     | 113,396             | 2.0                | 74,015              | 2.0                        | 74,015              |
| 09                                  | 2.0                     | 82,451              | 1.0                | 39,419              | 1.0                        | 39,419              |
| <b>Total Salaries and Positions</b> | <b>647.0</b>            | <b>\$52,336,453</b> | <b>401.8</b>       | <b>\$33,049,353</b> | <b>401.8</b>               | <b>\$33,049,353</b> |
| <b>Turnover Adjustment</b>          |                         | <b>(8,513,057)</b>  |                    | <b>(5,583,512)</b>  |                            | <b>(5,583,512)</b>  |
| <b>Operating Funds Total</b>        | <b>647.0</b>            | <b>\$43,823,396</b> | <b>401.8</b>       | <b>\$27,465,841</b> | <b>401.8</b>               | <b>\$27,465,841</b> |



DEPARTMENT OVERVIEW

240 CERMAK HEALTH SERVICES OF COOK COUNTY

Mission

To provide constitutionally required medical and mental health care to residents in the Cook County Department of Corrections in accordance with acceptable community standards of care, accreditation and state and local regulatory requirements, and nationally recognized minimum standards of practice.

Mandates and Key Activities

- Oversees the healthcare needs of approximately 100,000 inmates
- Comply with the Department of Justice (DOJ) Agreed Order related to medical, dental and mental health care
- Maintains Laboratory accreditation by the Centers for Medicaid & Medicare Services (CMS)
- Maintains accreditation with National Commission on Correctional Healthcare (NCCHC) for opiate treatment program
- Initiates NCCHC Accreditation process in FY 2015

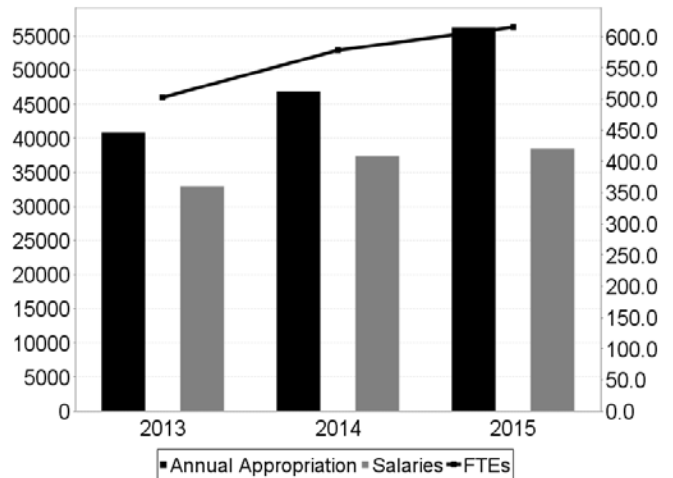
Discussion of 2014 Activities and 2015 Initiatives

In preparation to meet the standards for NCCHC accreditation and to comply with the DOJ requirements, Cermak has continued a number of service and process improvement projects. The Recruitment and Hiring initiative has resulted in the addition of a significant number of new employees particularly in nursing personnel during 2014; this effort is ongoing and will continue into 2015. Access to care activities has added onsite specialty clinics in 2014 and the Health Service Requests Initiative continues to streamline detainees' requests and will continue to be modified in 2015.

Over the course of 2014, Cermak transferred several populations of detainees into the new Residential Treatment Unit (RTU) based on gender and medical need. This cohorting of higher priority mental health and medical patients in the RTU enhances opportunities to maximize care to these groups. Transfers will be completed in 2015.

A number of medication administration activities, including electronic documentation for medication administration, utilization of FastPak technology and increased activation of Pyxis in units housing high risk patient populations, have resulted in improved accountability and streamlined processes for the delivery of medications in 2014. The increased utilization of these technologies and the use of OTC towers will continue 2015.

| Appropriations (\$ thousands) |              |                             |                  |
|-------------------------------|--------------|-----------------------------|------------------|
| Fund Category                 | 2013 Adopted | 2014 Adjusted Appropriation | 2015 Recommended |
| Health Fund                   | 40,864.5     | 46,881.1                    | 56,299.7         |
| FTE Positions                 | 502.1        | 578.4                       | 615.0            |



STAR Goals/Key Performance Indicators

- ★ Number of hours for face to face assessment. Department of Justice standard measure - target is within 24 hours.
- ★ Demonstrate glycemic control HbA1c less than 7% for diabetic patients incarcerated greater than 120 days. This measure is a clinical performance indicator utilizing Healthcare Effectiveness Data and Information Set (HEDIS) benchmark.
- ★ Respond to grievances within 10 days of receipt. This measures responsiveness to detainee grievances in compliance with Agreed Order.

| STAR Performance Data                                   |         |                      |                |
|---|---------|----------------------|----------------|
| Performance Indicator                                   | FY 2013 | FY 2014 Projected YE | FY 2015 Target |
| Number of hours face to face assessment                 | 99      | n/a                  | 24             |
| Glycemic control <7% in patients incarcerated >120 days | 45%     | n/a                  | 42.5%          |
| Grievances responded to within 10 days                  | 83%     | n/a                  | 100%           |

DISTRIBUTION BY APPROPRIATION CLASSIFICATION  
DEPARTMENT 240 - CERMAK HEALTH SERVICES OF COOK COUNTY

| Account   | 2014 Expend.<br>As Of 09-30-14 | 2014 Adjusted<br>Appropriation | Department<br>Request | President's<br>Recommendation | Difference       |
|---|--------------------------------|--------------------------------|-----------------------|-------------------------------|------------------|
| <b>Personal Services</b>  |                                |                                |                       |                               |                  |
| 110/501010 Salaries and Wages of Regular Employees                              | 25,661,837                     | 37,358,390                     | 38,480,903            | 38,480,903                    | 1,122,513        |
| 120/501210 Overtime Compensation  | 3,486,252                      | 2,300,000                      | 2,096,110             | 2,096,110                     | (203,890)        |
| 124/501250 Employee Health Insurance Allotment                                  | 800                            |                                |                       |                               |                  |
| 133/501360 Per Diem Personnel   | 496,936                        | 929,048                        | 1,375,239             | 1,375,239                     | 446,191          |
| 136/501400 Differential Pay   | 1,114,527                      | 2,000,000                      | 2,466,301             | 2,466,301                     | 466,301          |
| 155/501420 Medical Practitioners As Required                                    | 24,355                         | 45,484                         | 45,484                | 45,484                        |                  |
| 170/501510 Mandatory Medicare Costs   | 263,423                        | 348,676                        | 644,754               | 644,754                       | 296,078          |
| 183/501770 Seminars for Professional Employees                                  |                                | 19,400                         | 19,400                | 19,400                        |                  |
| 186/501860 Training Programs for Staff Personnel                                |                                | 54,320                         | 30,000                | 30,000                        | (24,320)         |
| 190/501970 Transportation and Other Travel Expenses for Employees               | 3,160                          | 25,000                         | 25,000                | 25,000                        |                  |
| <b>Personal Services Total</b>  | <b>31,051,291</b>              | <b>43,080,318</b>              | <b>45,183,191</b>     | <b>45,183,191</b>             | <b>2,102,873</b> |
| <b>Contractual Services</b>   |                                |                                |                       |                               |                  |
| 213/520010 Ambulance and Patient Transportation Service                         | 149,886                        | 223,100                        | 258,901               | 258,901                       | 35,801           |
| 215/520050 Scavenger Services   | 14,200                         | 32,204                         | 30,000                | 30,000                        | (2,204)          |
| 220/520150 Communication Services   | 5,445                          | 9,700                          | 6,215                 | 6,215                         | (3,485)          |
| 222/520190 Laundry and Linen Services   |                                |                                | 5,000                 | 5,000                         | 5,000            |
| 225/520260 Postage  | 860                            | 3,880                          | 3,880                 | 3,880                         |                  |
| 228/520280 Delivery Services  |                                | 291                            | 300                   | 300                           | 9                |
| 235/520390 Contractual Maintenance Services                                     | 18,315                         | 28,130                         | 33,000                | 33,000                        | 4,870            |
| 240/520490 External Graphics and Reproduction Services                          |                                | 40,740                         | 40,740                | 40,740                        |                  |
| 241/520491 Internal Graphics and Reproduction Services                          | 16,813                         | 19,000                         | 19,000                | 19,000                        |                  |
| 245/520610 Advertising For Specific Purposes                                    | 1,427                          | 1,455                          | 5,000                 | 5,000                         | 3,545            |
| 249/520670 Purchased Services Not Otherwise Classified                          | 200,414                        | 640,200                        | 500,000               | 500,000                       | (140,200)        |
| 260/520830 Professional and Managerial Services                                 | 79,886                         | 116,400                        | 120,000               | 120,000                       | 3,600            |
| 268/521030 Court Reporting, Stenographic, Transcribing, or Interpreter Services | 586                            | 9,700                          | 10,000                | 10,000                        | 300              |
| 272/521050 Medical Consultation Services  |                                | 97,000                         | 100,000               | 100,000                       | 3,000            |
| 275/521120 Registry Services  | 143,000                        | 544,170                        | 450,000               | 450,000                       | (94,170)         |
| 278/521200 Laboratory Related Services  |                                | 87,300                         | 100,000               | 100,000                       | 12,700           |
| <b>Contractual Services Total</b>   | <b>630,832</b>                 | <b>1,853,270</b>               | <b>1,682,036</b>      | <b>1,682,036</b>              | <b>(171,234)</b> |
| <b>Supplies and Materials</b>   |                                |                                |                       |                               |                  |
| 310/530010 Food Supplies  | 70,847                         | 94,818                         | 94,818                | 94,818                        |                  |
| 330/530160 Household, Laundry, Cleaning and Personal Care Supplies              | 72,502                         | 89,240                         | 105,000               | 105,000                       | 15,760           |
| 350/530600 Office Supplies  | 20,037                         | 87,300                         | 85,000                | 85,000                        | (2,300)          |
| 353/530640 Books, Periodicals, Publications, Archives and Data Services         | 400                            | 10,000                         | 9,000                 | 9,000                         | (1,000)          |
| 355/530700 Photographic and Reproduction Supplies                               | 16,400                         | 38,800                         | 30,000                | 30,000                        | (8,800)          |
| 360/530790 Medical, Dental, and Laboratory Supplies                             | 229,469                        | 253,000                        | 255,000               | 255,000                       | 2,000            |
| 361/530910 Pharmaceutical Supplies  |                                | 19,400                         | 7,659,499             | 7,659,499                     | 7,640,099        |
| 362/531200 Surgical Supplies  | 320,318                        | 334,650                        | 345,000               | 345,000                       | 10,350           |
| 365/531420 Clinical Laboratory Supplies   |                                | 100,395                        | 103,500               | 103,500                       | 3,105            |
| 367/531500 X-ray (Radiology)Supplies  | 9,700                          | 9,700                          | 10,000                | 10,000                        | 300              |
| 388/531650 Computer Operation Supplies  | 5,950                          | 19,400                         | 5,000                 | 5,000                         | (14,400)         |
| <b>Supplies and Materials Total</b>   | <b>745,623</b>                 | <b>1,056,703</b>               | <b>8,701,817</b>      | <b>8,701,817</b>              | <b>7,645,114</b> |
| <b>Operations and Maintenance</b>   |                                |                                |                       |                               |                  |
| 440/540130 Maintenance and Repair of Office Equipment                           |                                | 5,000                          | 5,000                 | 5,000                         |                  |
| 441/540170 Maintenance and Repair of Data Processing Equipment and Software     | 260,000                        | 260,000                        | 330,000               | 330,000                       | 70,000           |
| 442/540200 Maintenance and Repair of Medical, Dental and Laboratory Equipment   | 59,233                         | 291,000                        | 150,000               | 150,000                       | (141,000)        |

DISTRIBUTION BY APPROPRIATION CLASSIFICATION  
DEPARTMENT 240 - CERMAK HEALTH SERVICES OF COOK COUNTY

| Account  | 2014 Expend.<br>As Of 09-30-14 | 2014 Adjusted<br>Appropriation | Department<br>Request | President's<br>Recommendation | Difference |
|--|--------------------------------|--------------------------------|-----------------------|-------------------------------|------------|
| 444/540250 Maintenance and Repair of Automotive Equipment    | 403                            | 8,245                          | 8,500                 | 8,500                         | 255        |
| 449/540310 Op., Maint. and Repair of Institutional Equipment | 914                            | 22,310                         | 20,000                | 20,000                        | (2,310)    |
| 461/540370 Maintenance of Facilities                         |                                | 194,000                        | 105,000               | 105,000                       | (89,000)   |
| Operations and Maintenance Total                             | 320,550                        | 780,555                        | 618,500               | 618,500                       | (162,055)  |
| <u>Rental and Leasing</u>                                    |                                |                                |                       |                               |            |
| 630/550010 Rental of Office Equipment                        |                                | 26,751                         | 26,000                | 26,000                        | (751)      |
| 637/550080 Rental of Medical Equipment                       |                                | 38,800                         | 40,000                | 40,000                        | 1,200      |
| Rental and Leasing Total                                     |                                | 65,551                         | 66,000                | 66,000                        | 449        |
| <u>Contingency and Special Purposes</u>                      |                                |                                |                       |                               |            |
| 880/580220 Institutional Memberships & Fees                  | 5,047                          | 44,700                         | 48,200                | 48,200                        | 3,500      |
| Contingency and Special Purposes Total                       | 5,047                          | 44,700                         | 48,200                | 48,200                        | 3,500      |
| Operating Funds Total  | 32,753,342                     | 46,881,097                     | 56,299,744            | 56,299,744                    | 9,418,647  |
| <u>(717) New/Replacement Capital Equipment - 71700240</u>    |                                |                                |                       |                               |            |
| 521/560420 Institutional Equipment                           | 6,863                          | 54,200                         |                       |                               | (54,200)   |
| 540/560430 Medical, Dental and Laboratory Equipment          | 6,579                          | 840,730                        | 235,000               | 235,000                       | (605,730)  |
| 579/560450 Computer Equipment                                | 26,017                         |                                |                       |                               |            |
|  | 39,460                         | 894,930                        | 235,000               | 235,000                       | (659,930)  |
| Capital Equipment Request Total                              | 39,460                         | 894,930                        | 235,000               | 235,000                       | (659,930)  |

PERSONAL SERVICES - SUMMARY OF POSITIONS BY BUSINESS UNIT AND JOB CODE

DEPARTMENT 240 - CERMAK HEALTH SERVICES OF COOK COUNTY

| Job Code   | Title  | Grade | 2014 Approved & Adopted |             | Department Request |             | President's Recommendation |             |
|--|--|-------|-------------------------|-------------|--------------------|-------------|----------------------------|-------------|
|  |  |       | FTE Pos.                | Salaries    | FTE Pos.           | Salaries    | FTE Pos.                   | Salaries    |
| 01 Cermak Health Services                                |  |       |                         |             |                    |             |                            |             |
| 01 Administration and Clerical - 2400101                 |  |       |                         |             |                    |             |                            |             |
| 6337   | Chair of the Department of Correctional Health   | K12   |                         |             | 1.0                | 300,000     | 1.0                        | 300,000     |
| 2002   | Chief Operating Officer, Hospital-Based Services | 24    | 1.0                     | 250,000     |                    |             |                            |             |
| 5271   | Deputy Chief Operating Officer                   | 24    | 1.0                     | 120,000     |                    |             |                            |             |
| 6329   | Site Administrator-Cermak                        | 24    |                         |             | 1.0                | 120,000     | 1.0                        | 120,000     |
| 0051   | Administrative Assistant V                       | 20    | 2.0                     | 148,089     | 1.0                | 72,582      | 1.0                        | 72,582      |
|  |  |       | 4.0                     | \$518,089   | 3.0                | \$492,582   | 3.0                        | \$492,582   |
| 02 Storerooms - 2400102                                  |  |       |                         |             |                    |             |                            |             |
| 1234   | Storekeeper IV                                   | 12    |                         |             | 1.0                | 36,748      | 1.0                        | 36,748      |
| 1242   | Storekeeper/Supply Clerk                         | CC    | 4.0                     | 132,000     | 3.0                | 99,857      | 3.0                        | 99,857      |
| 0927   | Administrative Aide (CCU)                        | CE    | 1.0                     | 36,700      | 1.0                | 36,207      | 1.0                        | 36,207      |
|  |  |       | 5.0                     | \$168,700   | 5.0                | \$172,812   | 5.0                        | \$172,812   |
| 03 Finance - 2400103                                     |  |       |                         |             |                    |             |                            |             |
| 0112   | Director of Financial Control III                | 23    | 1.0                     | 102,358     | 1.0                | 104,422     | 1.0                        | 104,422     |
| 0145   | Accountant V                                     | 19    | 1.0                     | 54,959      | 1.0                | 56,091      | 1.0                        | 56,091      |
| 0907   | Clerk V  | 11    | 1.0                     | 46,493      | 1.0                | 46,493      | 1.0                        | 46,493      |
|  |  |       | 3.0                     | \$203,810   | 3.0                | \$207,006   | 3.0                        | \$207,006   |
| 05 Quality Assurance - 2400105                           |  |       |                         |             |                    |             |                            |             |
| 5341   | Director of Quality Improvement                  | 24    | 1.0                     | 99,000      | 1.0                | 99,000      | 1.0                        | 99,000      |
| 1135   | Project Leader- Data Systems                     | 22    | 1.0                     | 95,377      | 1.0                | 99,264      | 1.0                        | 99,264      |
| 5339   | Certified CCL Programmer-CHS                     | 21    | 3.0                     | 209,919     | 3.0                | 216,944     | 3.0                        | 216,944     |
| 5904   | Process Analyst                                  | 21    | 1.0                     | 64,591      | 1.0                | 67,002      | 1.0                        | 67,002      |
| 0050   | Administrative Assistant IV                      | 18    | 1.0                     | 70,103      | 1.0                | 70,103      | 1.0                        | 70,103      |
|  |  |       | 7.0                     | \$538,990   | 7.0                | \$552,313   | 7.0                        | \$552,313   |
| 07 Information Technology Department - 2400107           |  |       |                         |             |                    |             |                            |             |
| 1111   | Systems Analyst II                               | 18    | 1.0                     | 46,476      | 1.0                | 46,476      | 1.0                        | 46,476      |
| 1122   | Data Entry Manager                               | 14    | 1.0                     | 53,812      | 1.0                | 56,160      | 1.0                        | 56,160      |
|  |  |       | 2.0                     | \$100,288   | 2.0                | \$102,636   | 2.0                        | \$102,636   |
| 15 Cermak - Admin Aides / Ward Clerks - 2401802          |  |       |                         |             |                    |             |                            |             |
| 4828   | Ward Clerk                                       | CF    | 8.0                     | 289,367     | 10.0               | 358,052     | 10.0                       | 358,052     |
| 0912   | Administrative Aide                              | CC    | 3.0                     | 107,115     | 2.0                | 70,885      | 2.0                        | 70,885      |
| 0927   | Administrative Aide (CCU)                        | CE    | 8.0                     | 298,099     | 8.0                | 288,777     | 8.0                        | 288,777     |
|  |  |       | 19.0                    | \$694,581   | 20.0               | \$717,714   | 20.0                       | \$717,714   |
| 16 Patient Scheduling & Administrative Support - 2400108 |  |       |                         |             |                    |             |                            |             |
| 0048   | Administrative Assistant III                     | 16    | 1.0                     | 62,696      | 1.0                | 62,696      | 1.0                        | 62,696      |
| 0936   | Stenographer V                                   | 13    | 1.0                     | 50,788      | 1.0                | 50,788      | 1.0                        | 50,788      |
| 0907   | Clerk V  | 11    | 3.0                     | 135,053     | 3.0                | 137,266     | 3.0                        | 137,266     |
| 0941   | Clerk Typist Senior                              | 09    | 1.0                     | 37,604      | 1.0                | 38,364      | 1.0                        | 38,364      |
|  |  |       | 6.0                     | \$286,141   | 6.0                | \$289,114   | 6.0                        | \$289,114   |
| 02 Medical Records                                       |  |       |                         |             |                    |             |                            |             |
| 01 Medical Records - 2400201                             |  |       |                         |             |                    |             |                            |             |
| 1687   | Assistant Administrator                          | 23    | 1.0                     | 100,184     | 1.0                | 104,102     | 1.0                        | 104,102     |
| 0050   | Administrative Assistant IV                      | 18    | 1.0                     | 70,103      | 1.0                | 70,103      | 1.0                        | 70,103      |
| 2007   | Medical Records Unit Manager                     | 18    | 2.0                     | 130,748     | 2.0                | 133,384     | 2.0                        | 133,384     |
| 0047   | Administrative Assistant II                      | 14    | 1.0                     | 52,028      | 1.0                | 52,138      | 1.0                        | 52,138      |
| 0907   | Clerk V  | 11    | 18.0                    | 803,374     | 16.0               | 720,720     | 16.0                       | 720,720     |
|  |  |       | 23.0                    | \$1,156,437 | 21.0               | \$1,080,447 | 21.0                       | \$1,080,447 |

PERSONAL SERVICES - SUMMARY OF POSITIONS BY BUSINESS UNIT AND JOB CODE  
DEPARTMENT 240 - CERMAK HEALTH SERVICES OF COOK COUNTY

| Job Code                                   | Title   | Grade | 2014 Approved & Adopted |             | Department Request |             | President's Recommendation |             |
|--|---|-------|-------------------------|-------------|--------------------|-------------|----------------------------|-------------|
|  |   |       | FTE Pos.                | Salaries    | FTE Pos.           | Salaries    | FTE Pos.                   | Salaries    |
| <b>03 Pharmacy</b>                         |   |       |                         |             |                    |             |                            |             |
| <b>02 Pharmacy - 2400301</b>               |   |       |                         |             |                    |             |                            |             |
| 1874                                       | Director Of Pharmacy II                         | 24    |                         |             | 1.0                | 148,426     | 1.0                        | 148,426     |
| 1876                                       | Assistant Director Of Pharmacy                  | 24    |                         |             | 1.0                | 136,246     | 1.0                        | 136,246     |
| 1680                                       | Supervisor of Pharmacy                          | 15    |                         |             | 1.0                | 47,496      | 1.0                        | 47,496      |
| 0047                                       | Administrative Assistant II                     | 14    |                         |             | 1.0                | 40,529      | 1.0                        | 40,529      |
| 4718                                       | Pharmacy Supervisor IV                          | RX4   |                         |             | 1.0                | 127,859     | 1.0                        | 127,859     |
| 1878                                       | Pharmacist                                      | RX1   |                         |             | 9.0                | 1,046,151   | 9.0                        | 1,046,151   |
| 2051                                       | Pharmacy Technician (As Required Not To Exceed) | PB    |                         |             | 13.0               | 571,998     | 13.0                       | 571,998     |
| 1242                                       | Storekeeper/Supply Clerk                        | CC    |                         |             | 1.0                | 34,655      | 1.0                        | 34,655      |
|  |   |       |                         |             | 28.0               | \$2,153,360 | 28.0                       | \$2,153,360 |
| <b>04 Environmental Services</b>           |   |       |                         |             |                    |             |                            |             |
| <b>01 Environmental Services - 2400401</b> |   |       |                         |             |                    |             |                            |             |
| 0254                                       | Business Manager IV                             | 23    | 1.0                     | 100,184     | 1.0                | 104,052     | 1.0                        | 104,052     |
| 0050                                       | Administrative Assistant IV                     | 18    | 1.0                     | 59,058      | 1.0                | 64,540      | 1.0                        | 64,540      |
| 2420                                       | Building Service Supervisor                     | 12    | 6.0                     | 246,018     | 7.0                | 282,181     | 7.0                        | 282,181     |
| 1967                                       | Transporter CCH                                 | CC    | 1.0                     | 36,230      | 1.0                | 36,230      | 1.0                        | 36,230      |
| 2143                                       | Building Service Worker-CCH                     | CF    | 27.0                    | 943,900     | 27.0               | 944,333     | 27.0                       | 944,333     |
| 0927                                       | Administrative Aide (CCU)                       | CE    | 1.0                     | 38,364      | 1.0                | 37,850      | 1.0                        | 37,850      |
|  |   |       | 37.0                    | \$1,423,754 | 38.0               | \$1,469,186 | 38.0                       | \$1,469,186 |
| <b>05 Laboratories</b>                     |   |       |                         |             |                    |             |                            |             |
| <b>01 Laboratory Services - 2400501</b>    |   |       |                         |             |                    |             |                            |             |
| 1842                                       | Medical Laboratory Technician III               | 13    | 1.0                     | 49,459      | 1.0                | 49,459      | 1.0                        | 49,459      |
| 1841                                       | Medical Laboratory Technician II                | 10    | 3.0                     | 111,101     | 3.0                | 119,133     | 3.0                        | 119,133     |
| 4605                                       | Phlebotomist II                                 | 10    | 2.0                     | 71,700      | 2.0                | 61,764      | 2.0                        | 61,764      |
|  |   |       | 6.0                     | \$232,260   | 6.0                | \$230,356   | 6.0                        | \$230,356   |
| <b>06 Radiology</b>                        |   |       |                         |             |                    |             |                            |             |
| <b>01 Radiology Services - 2400601</b>     |   |       |                         |             |                    |             |                            |             |
| 4595                                       | Clinical Laboratory Supervisor III              | 21    | 1.0                     | 87,330      | 1.0                | 89,085      | 1.0                        | 89,085      |
| 0050                                       | Administrative Assistant IV                     | 18    | 1.0                     | 68,162      | 1.0                | 69,496      | 1.0                        | 69,496      |
| 2077                                       | Radiologic Technician                           | 16    | 3.0                     | 181,375     | 3.0                | 181,562     | 3.0                        | 181,562     |
| 2074                                       | Chief Radiology Technician                      | 15    | 1.0                     | 60,410      | 1.0                | 60,410      | 1.0                        | 60,410      |
| 1649                                       | Medical Division Chairman 12                    | K12   | 1.0                     | 300,000     | 1.0                | 300,000     | 1.0                        | 300,000     |
| 4824                                       | Technical Manager- Cermak                       | 18    | 1.0                     | 58,170      | 1.0                | 64,603      | 1.0                        | 64,603      |
|  |   |       | 8.0                     | \$755,447   | 8.0                | \$765,156   | 8.0                        | \$765,156   |
| <b>07 Mental Health Services</b>           |   |       |                         |             |                    |             |                            |             |
| <b>01 MH Administration - 2400701</b>      |   |       |                         |             |                    |             |                            |             |
| 5429                                       | Division Chief of Correctional Psychiatry       | K12   | 1.0                     | 220,000     | 1.0                | 220,000     | 1.0                        | 220,000     |
| 5428                                       | Attending Physician-Correctional Psychiatrist   | K07   | 5.3                     | 902,048     |                    |             |                            |             |
| 5385                                       | Mental Health Director-Cermak                   | 24    | 1.0                     | 185,000     | 1.0                | 185,000     | 1.0                        | 185,000     |
| 5432                                       | Chief Correctional Psychologist                 | 24    | 1.0                     | 120,000     | 1.0                | 150,000     | 1.0                        | 150,000     |
| 5431                                       | Correctional Psychologist                       | 23    | 2.2                     | 213,348     |                    |             |                            |             |
| 1989                                       | Director Of Quality Assurance                   | 22    | 1.0                     | 107,963     |                    |             |                            |             |
| 1526                                       | Medical Social Worker V                         | 19    | 1.0                     | 55,672      |                    |             |                            |             |
| 2057                                       | Activity Therapist II                           | 17    | 1.0                     | 47,383      |                    |             |                            |             |
| 0048                                       | Administrative Assistant III                    | 16    | 1.0                     | 51,385      | 1.0                | 55,140      | 1.0                        | 55,140      |
|  |   |       | 14.5                    | \$1,902,799 | 4.0                | \$610,140   | 4.0                        | \$610,140   |
| <b>02 MH Intake - 2400702</b>              |   |       |                         |             |                    |             |                            |             |
| 5431                                       | Correctional Psychologist                       | 23    | 1.0                     | 94,821      | 1.0                | 87,206      | 1.0                        | 87,206      |
| 1610                                       | Mental Health Specialist III                    | 19    | 7.0                     | 461,402     | 7.0                | 472,400     | 7.0                        | 472,400     |

PERSONAL SERVICES - SUMMARY OF POSITIONS BY BUSINESS UNIT AND JOB CODE  
DEPARTMENT 240 - CERMAK HEALTH SERVICES OF COOK COUNTY

| Job Code   | Title   | Grade | 2014 Approved & Adopted |             | Department Request |             | President's Recommendation |             |
|--|---|-------|-------------------------|-------------|--------------------|-------------|----------------------------|-------------|
|  |   |       | FTE Pos.                | Salaries    | FTE Pos.           | Salaries    | FTE Pos.                   | Salaries    |
|  |   |       | 8.0                     | \$556,223   | 8.0                | \$559,606   | 8.0                        | \$559,606   |
| 03 MH Infirmiry Care - 2400703                     |   |       |                         |             |                    |             |                            |             |
| 5428   | Attending Physician-Correctional Psychiatrist | K07   | 4.0                     | 777,992     | 4.0                | 640,416     | 4.0                        | 640,416     |
| 5431   | Correctional Psychologist                     | 23    | 2.0                     | 201,621     | 4.0                | 312,926     | 4.0                        | 312,926     |
| 1816   | Physician Assistant I                         | 22    | 1.0                     | 73,726      | 1.0                | 82,631      | 1.0                        | 82,631      |
| 1526   | Medical Social Worker V                       | 19    | 2.0                     | 158,757     | 2.0                | 158,757     | 2.0                        | 158,757     |
| 1610   | Mental Health Specialist III                  | 19    | 12.0                    | 739,947     | 12.0               | 772,466     | 12.0                       | 772,466     |
| 2057   | Activity Therapist II                         | 17    | 1.0                     | 69,628      | 1.0                | 69,628      | 1.0                        | 69,628      |
| 1678   | Mental Health Specialist Senior               | 15    | 10.0                    | 583,372     | 10.0               | 588,524     | 10.0                       | 588,524     |
| 1609   | Mental Health Specialist II                   | 14    | 1.0                     | 49,059      | 1.0                | 49,449      | 1.0                        | 49,449      |
| 1652   | Attending Physician Senior 6                  | K06   |                         |             | 1.0                | 155,948     | 1.0                        | 155,948     |
|  |   |       | 33.0                    | \$2,654,102 | 36.0               | \$2,830,745 | 36.0                       | \$2,830,745 |
| 04 MH Intermediate Level - 2400704                 |   |       |                         |             |                    |             |                            |             |
| 5428   | Attending Physician-Correctional Psychiatrist | K07   | 2.0                     | 406,258     | 6.0                | 1,046,674   | 6.0                        | 1,046,674   |
| 5431   | Correctional Psychologist                     | 23    |                         |             | 2.0                | 141,316     | 2.0                        | 141,316     |
| 1526   | Medical Social Worker V                       | 19    | 4.0                     | 247,822     | 4.0                | 267,303     | 4.0                        | 267,303     |
| 1610   | Mental Health Specialist III                  | 19    | 12.0                    | 743,997     | 15.0               | 966,622     | 15.0                       | 966,622     |
| 2057   | Activity Therapist II                         | 17    | 2.0                     | 136,234     | 3.0                | 189,522     | 3.0                        | 189,522     |
| 1678   | Mental Health Specialist Senior               | 15    | 5.0                     | 286,254     | 5.0                | 291,500     | 5.0                        | 291,500     |
| 1609   | Mental Health Specialist II                   | 14    | 3.0                     | 153,385     | 1.0                | 49,449      | 1.0                        | 49,449      |
|  |   |       | 28.0                    | \$1,973,950 | 36.0               | \$2,952,386 | 36.0                       | \$2,952,386 |
| 05 MH Maintenance - 2400705                        |   |       |                         |             |                    |             |                            |             |
| 5428   | Attending Physician-Correctional Psychiatrist | K07   | 3.0                     | 591,272     | 4.0                | 769,465     | 4.0                        | 769,465     |
| 5431   | Correctional Psychologist                     | 23    | 3.0                     | 335,324     | 3.0                | 301,419     | 3.0                        | 301,419     |
| 1610   | Mental Health Specialist III                  | 19    | 12.0                    | 789,971     | 12.0               | 809,738     | 12.0                       | 809,738     |
| 1678   | Mental Health Specialist Senior               | 15    | 1.0                     | 60,410      | 1.0                | 60,410      | 1.0                        | 60,410      |
| 1609   | Mental Health Specialist II                   | 14    | 2.0                     | 106,353     | 2.0                | 108,701     | 2.0                        | 108,701     |
|  |   |       | 21.0                    | \$1,883,330 | 22.0               | \$2,049,733 | 22.0                       | \$2,049,733 |
| 06 MH Same Day Services / Behavior Mgmt. - 2400706 |   |       |                         |             |                    |             |                            |             |
| 1610   | Mental Health Specialist III                  | 19    | 4.0                     | 294,335     | 4.0                | 294,406     | 4.0                        | 294,406     |
|  |   |       | 4.0                     | \$294,335   | 4.0                | \$294,406   | 4.0                        | \$294,406   |
| 08 Medicine/surgery                                |   |       |                         |             |                    |             |                            |             |
| 01 Med/Surg - Administration - 2400801             |   |       |                         |             |                    |             |                            |             |
| 1932   | Director Of Physical Therapy                  | 23    | 1.0                     | 70,658      | 1.0                | 93,892      | 1.0                        | 93,892      |
| 0050   | Administrative Assistant IV                   | 18    | 1.0                     | 53,843      | 1.0                | 58,428      | 1.0                        | 58,428      |
| 2061   | Optometrist                                   | K0    | 1.0                     | 165,035     | 1.0                | 168,362     | 1.0                        | 168,362     |
| 1656   | Attending Physician Senior 10                 | K10   | 1.0                     | 262,935     | 1.0                | 196,429     | 1.0                        | 196,429     |
| 1653   | Attending Physician Senior 7                  | K07   | 8.0                     | 1,581,764   | 9.0                | 1,828,161   | 9.0                        | 1,828,161   |
| 1636   | Attending Physician 6                         | K06   | 7.0                     | 1,245,029   | 3.0                | 563,562     | 3.0                        | 563,562     |
| 1652   | Attending Physician Senior 6                  | K06   | 5.0                     | 811,646     | 7.0                | 1,155,448   | 7.0                        | 1,155,448   |
| 1753   | Chief Medical Officer                         | K12   | 1.0                     | 265,000     |                    |             |                            |             |
| 1634   | Attending Physician 4                         | K04   |                         |             | 1.0                | 157,194     | 1.0                        | 157,194     |
|  |   |       | 25.0                    | \$4,455,910 | 24.0               | \$4,221,476 | 24.0                       | \$4,221,476 |
| 02 TB/STD/Infection Control - 2400802              |   |       |                         |             |                    |             |                            |             |
| 1918   | Correctional Medical Technician III           | 14    | 1.0                     | 56,160      | 1.0                | 56,160      | 1.0                        | 56,160      |
| 2063   | Correctional Medical Technician II            | 12    | 2.0                     | 66,452      | 2.0                | 70,496      | 2.0                        | 70,496      |
| 0907   | Clerk V                                       | 11    | 1.0                     | 32,912      | 1.0                | 41,471      | 1.0                        | 41,471      |
| 1943   | Nurse Clinician                               | FC    | 1.0                     | 96,835      | 1.0                | 96,835      | 1.0                        | 96,835      |
| 1944   | Nurse Epidemiologist                          | FE    | 1.0                     | 111,884     | 1.0                | 111,884     | 1.0                        | 111,884     |
|  |   |       | 6.0                     | \$364,243   | 6.0                | \$376,846   | 6.0                        | \$376,846   |
| 07 Med/Surg -Physician Support - 2400804           |   |       |                         |             |                    |             |                            |             |

PERSONAL SERVICES - SUMMARY OF POSITIONS BY BUSINESS UNIT AND JOB CODE

DEPARTMENT 240 - CERMAK HEALTH SERVICES OF COOK COUNTY

| Job Code                               | Title   | Grade | 2014 Approved & Adopted |             | Department Request |             | President's Recommendation |             |
|--|---|-------|-------------------------|-------------|--------------------|-------------|----------------------------|-------------|
|  |   |       | FTE Pos.                | Salaries    | FTE Pos.           | Salaries    | FTE Pos.                   | Salaries    |
| 1521                                   | Physician Assistants Supervisor - Cermak          | 23    | 1.0                     | 107,503     |                    |             |                            |             |
| 1816                                   | Physician Assistant I                             | 22    | 18.2                    | 1,713,221   | 20.0               | 1,755,217   | 20.0                       | 1,755,217   |
|  |   |       | 19.2                    | \$1,820,724 | 20.0               | \$1,755,217 | 20.0                       | \$1,755,217 |
| 09 Patient Care Services               |   |       |                         |             |                    |             |                            |             |
| 01 Nursing - Administration - 2401901  |   |       |                         |             |                    |             |                            |             |
| 5388                                   | House Administrator                               | NS2   | 2.0                     | 195,739     | 3.0                | 270,311     | 3.0                        | 270,311     |
| 5280                                   | Chief Nursing Officer                             | 24    | 1.0                     | 135,000     | 1.0                | 135,000     | 1.0                        | 135,000     |
| 0051                                   | Administrative Assistant V                        | 20    | 1.0                     | 71,270      | 1.0                | 78,213      | 1.0                        | 78,213      |
| 0907                                   | Clerk V   | 11    | 1.0                     | 43,412      | 1.0                | 43,412      | 1.0                        | 43,412      |
| 0935                                   | Stenographer IV                                   | 11    | 1.0                     | 44,359      | 1.0                | 46,493      | 1.0                        | 46,493      |
| 1941                                   | Clinical Nurse I                                  | FA    | 1.0                     | 79,016      |                    |             |                            |             |
| 1948                                   | Clinical Specialist                               | FE    | 1.0                     | 113,021     | 1.0                | 111,884     | 1.0                        | 111,884     |
| 1982                                   | Master Instructor                                 | FE    | 1.0                     | 102,952     | 1.0                | 108,616     | 1.0                        | 108,616     |
| 1966                                   | Licensed Practical Nurse II                       | PN2   |                         |             | 1.0                | 36,157      | 1.0                        | 36,157      |
| 1954                                   | Tour Supervisor                                   | NS1   | 1.0                     | 91,185      |                    | 1           |                            | 1           |
| 5722                                   | Clinical Performance Improvement Analyst - Cermak | 22    | 1.0                     | 96,266      | 1.0                | 98,205      | 1.0                        | 98,205      |
| 5923                                   | Staffing Coordinator - Cermak                     | 14    | 1.0                     | 39,319      | 1.0                | 40,109      | 1.0                        | 40,109      |
|  |   |       | 12.0                    | \$1,011,539 | 12.0               | \$968,401   | 12.0                       | \$968,401   |
| 27 PCS - Division I - 2401913          |   |       |                         |             |                    |             |                            |             |
| 5384                                   | Nurse Coordinator II                              | NS2   | 1.0                     | 99,328      | 1.0                | 79,489      | 1.0                        | 79,489      |
| 2068                                   | Emergency Response Technician                     | 16    | 1.0                     | 51,385      | 1.0                | 55,993      | 1.0                        | 55,993      |
| 1918                                   | Correctional Medical Technician III               | 14    | 2.0                     | 112,320     | 1.0                | 56,160      | 1.0                        | 56,160      |
| 2063                                   | Correctional Medical Technician II                | 12    |                         |             | 1.0                | 33,226      | 1.0                        | 33,226      |
| 1941                                   | Clinical Nurse I                                  | FA    | 3.0                     | 236,989     | 3.0                | 239,440     | 3.0                        | 239,440     |
|  |   |       | 7.0                     | \$500,022   | 7.0                | \$464,308   | 7.0                        | \$464,308   |
| 29 PCS - Division II Dorm I - 2401915  |   |       |                         |             |                    |             |                            |             |
| 2063                                   | Correctional Medical Technician II                | 12    | 2.0                     | 93,234      | 3.0                | 132,712     | 3.0                        | 132,712     |
| 1941                                   | Clinical Nurse I                                  | FA    | 3.0                     | 239,729     | 3.0                | 232,352     | 3.0                        | 232,352     |
| 1966                                   | Licensed Practical Nurse II                       | PN2   | 4.0                     | 191,947     | 4.0                | 195,112     | 4.0                        | 195,112     |
|  |   |       | 9.0                     | \$524,910   | 10.0               | \$560,176   | 10.0                       | \$560,176   |
| 30 PCS - Division II Dorm II - 2401916 |   |       |                         |             |                    |             |                            |             |
| 2064                                   | Emergency Room Technician II                      | 16    | 1.0                     | 56,441      | 1.0                | 56,893      | 1.0                        | 56,893      |
| 1941                                   | Clinical Nurse I                                  | FA    | 6.0                     | 473,522     | 5.0                | 381,061     | 5.0                        | 381,061     |
| 1966                                   | Licensed Practical Nurse II                       | PN2   | 11.0                    | 526,647     | 12.0               | 554,873     | 12.0                       | 554,873     |
| 5388                                   | House Administrator                               | NS2   | 1.0                     | 86,965      | 1.0                | 88,713      | 1.0                        | 88,713      |
| 1961                                   | Attendant Patient Care                            | CD    | 1.0                     | 28,796      |                    |             |                            |             |
|  |   |       | 20.0                    | \$1,172,371 | 19.0               | \$1,081,540 | 19.0                       | \$1,081,540 |
| 32 PCS - Division IV - 2401918         |   |       |                         |             |                    |             |                            |             |
| 5384                                   | Nurse Coordinator II                              | NS2   | 2.0                     | 190,186     | 2.0                | 171,741     | 2.0                        | 171,741     |
| 2067                                   | Correctional Medical Technician V                 | 17    | 1.0                     | 71,005      | 1.0                | 71,005      | 1.0                        | 71,005      |
| 2063                                   | Correctional Medical Technician II                | 12    | 1.0                     | 48,733      | 1.0                | 48,733      | 1.0                        | 48,733      |
| 1941                                   | Clinical Nurse I                                  | FA    | 5.0                     | 412,512     | 4.0                | 288,747     | 4.0                        | 288,747     |
| 1966                                   | Licensed Practical Nurse II                       | PN2   | 11.0                    | 568,960     | 10.0               | 511,327     | 10.0                       | 511,327     |
|  |   |       | 20.0                    | \$1,291,396 | 18.0               | \$1,091,553 | 18.0                       | \$1,091,553 |
| 33 PCS - Division V - 2401919          |   |       |                         |             |                    |             |                            |             |
| 2068                                   | Emergency Response Technician                     | 16    | 1.0                     | 61,747      | 1.0                | 64,547      | 1.0                        | 64,547      |
| 2063                                   | Correctional Medical Technician II                | 12    | 1.0                     | 48,733      | 1.0                | 48,733      | 1.0                        | 48,733      |
| 1941                                   | Clinical Nurse I                                  | FA    | 2.0                     | 175,117     | 1.0                | 87,978      | 1.0                        | 87,978      |
| 1942                                   | Clinical Nurse II                                 | FB    |                         |             | 1.0                | 59,416      | 1.0                        | 59,416      |
|  |   |       | 4.0                     | \$285,597   | 4.0                | \$260,674   | 4.0                        | \$260,674   |

PERSONAL SERVICES - SUMMARY OF POSITIONS BY BUSINESS UNIT AND JOB CODE

DEPARTMENT 240 - CERMAK HEALTH SERVICES OF COOK COUNTY

| Job Code                              | Title                              | Grade | 2014 Approved & Adopted |             | Department Request |             | President's Recommendation |             |
|---------------------------------------|------------------------------------|-------|-------------------------|-------------|--------------------|-------------|----------------------------|-------------|
|                                       |                                    |       | FTE Pos.                | Salaries    | FTE Pos.           | Salaries    | FTE Pos.                   | Salaries    |
| 34 PCS - Division VI - 2401920        |                                    |       |                         |             |                    |             |                            |             |
| 5384                                  | Nurse Coordinator II               | NS2   | 1.0                     | 99,128      | 1.0                | 99,128      | 1.0                        | 99,128      |
| 2063                                  | Correctional Medical Technician II | 12    | 2.0                     | 95,350      | 2.0                | 97,466      | 2.0                        | 97,466      |
| 1941                                  | Clinical Nurse I                   | FA    | 4.0                     | 324,274     | 4.0                | 317,717     | 4.0                        | 317,717     |
|                                       |                                    |       | 7.0                     | \$518,752   | 7.0                | \$514,311   | 7.0                        | \$514,311   |
| 35 PCS - Division IX - 2401921        |                                    |       |                         |             |                    |             |                            |             |
| 2068                                  | Emergency Response Technician      | 16    | 1.0                     | 61,747      | 1.0                | 64,126      | 1.0                        | 64,126      |
| 2063                                  | Correctional Medical Technician II | 12    | 2.0                     | 92,096      | 2.0                | 92,096      | 2.0                        | 92,096      |
| 1941                                  | Clinical Nurse I                   | FA    | 3.0                     | 263,934     | 3.0                | 263,656     | 3.0                        | 263,656     |
| 1966                                  | Licensed Practical Nurse II        | PN2   | 1.0                     | 52,489      | 1.0                | 52,489      | 1.0                        | 52,489      |
|                                       |                                    |       | 7.0                     | \$470,266   | 7.0                | \$472,367   | 7.0                        | \$472,367   |
| 36 PCS - Division X - 2401922         |                                    |       |                         |             |                    |             |                            |             |
| 5384                                  | Nurse Coordinator II               | NS2   | 1.0                     | 90,636      | 1.0                | 92,461      | 1.0                        | 92,461      |
| 2063                                  | Correctional Medical Technician II | 12    | 2.0                     | 87,468      | 2.0                | 83,981      | 2.0                        | 83,981      |
| 1941                                  | Clinical Nurse I                   | FA    | 6.0                     | 490,422     | 6.0                | 500,477     | 6.0                        | 500,477     |
| 1966                                  | Licensed Practical Nurse II        | PN2   | 11.0                    | 564,533     | 12.0               | 571,980     | 12.0                       | 571,980     |
| 1961                                  | Attendant Patient Care             | CD    | 1.0                     | 28,796      | 1.0                | 31,095      | 1.0                        | 31,095      |
|                                       |                                    |       | 21.0                    | \$1,261,855 | 22.0               | \$1,279,994 | 22.0                       | \$1,279,994 |
| 37 PCS - Division XI - 2401923        |                                    |       |                         |             |                    |             |                            |             |
| 5384                                  | Nurse Coordinator II               | NS2   | 1.0                     | 99,328      | 1.0                | 99,328      | 1.0                        | 99,328      |
| 2067                                  | Correctional Medical Technician V  | 17    | 1.0                     | 67,625      | 1.0                | 71,005      | 1.0                        | 71,005      |
| 1941                                  | Clinical Nurse I                   | FA    | 2.0                     | 174,214     | 2.0                | 175,782     | 2.0                        | 175,782     |
| 1966                                  | Licensed Practical Nurse II        | PN2   | 1.0                     | 52,489      | 1.0                | 52,563      | 1.0                        | 52,563      |
|                                       |                                    |       | 5.0                     | \$393,656   | 5.0                | \$398,678   | 5.0                        | \$398,678   |
| 38 PCS - Division XIV - 2401924       |                                    |       |                         |             |                    |             |                            |             |
| 1941                                  | Clinical Nurse I                   | FA    | 2.0                     | 172,523     | 1.0                | 56,396      | 1.0                        | 56,396      |
|                                       |                                    |       | 2.0                     | \$172,523   | 1.0                | \$56,396    | 1.0                        | \$56,396    |
| 39 PCS - Division XVII - 2401925      |                                    |       |                         |             |                    |             |                            |             |
| 1941                                  | Clinical Nurse I                   | FA    | 1.0                     | 73,955      | 1.0                | 80,607      | 1.0                        | 80,607      |
| 1942                                  | Clinical Nurse II                  | FB    | 1.0                     | 91,285      | 1.0                | 59,416      | 1.0                        | 59,416      |
| 1966                                  | Licensed Practical Nurse II        | PN2   | 5.0                     | 256,968     | 4.0                | 190,103     | 4.0                        | 190,103     |
|                                       |                                    |       | 7.0                     | \$422,208   | 6.0                | \$330,126   | 6.0                        | \$330,126   |
| 40 PCS - Emergency Services - 2401926 |                                    |       |                         |             |                    |             |                            |             |
| 2069                                  | Emergency Response Team Director   | 20    | 1.0                     | 55,892      |                    |             |                            |             |
| 2068                                  | Emergency Response Technician      | 16    | 3.0                     | 137,365     | 3.0                | 153,811     | 3.0                        | 153,811     |
| 1942                                  | Clinical Nurse II                  | FB    |                         |             | 1.0                | 59,416      | 1.0                        | 59,416      |
|                                       |                                    |       | 4.0                     | \$193,257   | 4.0                | \$213,227   | 4.0                        | \$213,227   |
| 41 PCS - Intake - 2401927             |                                    |       |                         |             |                    |             |                            |             |
| 5384                                  | Nurse Coordinator II               | NS2   | 2.0                     | 163,922     | 2.0                | 168,768     | 2.0                        | 168,768     |
| 2068                                  | Emergency Response Technician      | 16    | 3.0                     | 155,287     | 2.0                | 111,995     | 2.0                        | 111,995     |
| 2063                                  | Correctional Medical Technician II | 12    | 5.0                     | 235,723     | 5.0                | 237,839     | 5.0                        | 237,839     |
| 1941                                  | Clinical Nurse I                   | FA    | 12.0                    | 1,010,422   | 13.0               | 991,383     | 13.0                       | 991,383     |
| 1966                                  | Licensed Practical Nurse II        | PN2   | 1.0                     | 53,016      |                    |             |                            |             |
|                                       |                                    |       | 23.0                    | \$1,618,370 | 22.0               | \$1,509,985 | 22.0                       | \$1,509,985 |
| 42 PCS - Med Delivery Team - 2401928  |                                    |       |                         |             |                    |             |                            |             |
| 2067                                  | Correctional Medical Technician V  | 17    | 1.0                     | 71,005      | 1.0                | 71,005      | 1.0                        | 71,005      |
| 2063                                  | Correctional Medical Technician II | 12    | 15.0                    | 583,571     | 14.0               | 575,586     | 14.0                       | 575,586     |
|                                       |                                    |       | 16.0                    | \$654,576   | 15.0               | \$646,591   | 15.0                       | \$646,591   |
| 43 PCS - Emergency Room - 2401929     |                                    |       |                         |             |                    |             |                            |             |
| 5384                                  | Nurse Coordinator II               | NS2   | 1.0                     | 80,043      | 1.0                | 75,018      | 1.0                        | 75,018      |



PERSONAL SERVICES - SUMMARY OF POSITIONS BY BUSINESS UNIT AND JOB CODE  
DEPARTMENT 240 - CERMAK HEALTH SERVICES OF COOK COUNTY

| Job Code                               | Title                                 | Grade | 2014 Approved & Adopted |                     | Department Request |                     | President's Recommendation |                     |
|--|---------------------------------------|-------|-------------------------|---------------------|--------------------|---------------------|----------------------------|---------------------|
|  |                                       |       | FTE Pos.                | Salaries            | FTE Pos.           | Salaries            | FTE Pos.                   | Salaries            |
| 2068                                   | Emergency Response Technician         | 16    | 8.0                     | 459,524             | 8.0                | 481,536             | 8.0                        | 481,536             |
| 1941                                   | Clinical Nurse I                      | FA    | 8.0                     | 673,474             | 7.0                | 605,477             | 7.0                        | 605,477             |
| 1942                                   | Clinical Nurse II                     | FB    | 1.0                     | 92,199              | 1.0                | 92,199              | 1.0                        | 92,199              |
| 1966                                   | Licensed Practical Nurse II           | PN2   | 1.0                     | 53,016              | 1.0                | 53,016              | 1.0                        | 53,016              |
|  |                                       |       | 19.0                    | \$1,358,256         | 18.0               | \$1,307,246         | 18.0                       | \$1,307,246         |
| 44 PCS - Acute Medical - 2401930       |                                       |       |                         |                     |                    |                     |                            |                     |
| 2096                                   | Health Advocate                       | 10    | 1.0                     | 42,260              | 1.0                | 42,260              | 1.0                        | 42,260              |
| 1941                                   | Clinical Nurse I                      | FA    | 11.0                    | 881,134             | 11.0               | 912,806             | 11.0                       | 912,806             |
| 1966                                   | Licensed Practical Nurse II           | PN2   | 13.0                    | 628,546             | 11.0               | 537,555             | 11.0                       | 537,555             |
| 5384                                   | Nurse Coordinator II                  | NS2   | 1.0                     | 75,018              |                    | 1                   |                            | 1                   |
| 1961                                   | Attendant Patient Care                | CD    | 10.0                    | 329,604             | 10.0               | 334,268             | 10.0                       | 334,268             |
|  |                                       |       | 36.0                    | \$1,956,562         | 33.0               | \$1,826,890         | 33.0                       | \$1,826,890         |
| 45 PCS - Acute Mental Health - 2401931 |                                       |       |                         |                     |                    |                     |                            |                     |
| 1941                                   | Clinical Nurse I                      | FA    | 7.0                     | 613,265             | 6.0                | 527,564             | 6.0                        | 527,564             |
| 1966                                   | Licensed Practical Nurse II           | PN2   | 1.0                     | 46,645              | 1.0                | 48,044              | 1.0                        | 48,044              |
| 5384                                   | Nurse Coordinator II                  | NS2   | 1.0                     | 99,328              | 1.0                | 99,328              | 1.0                        | 99,328              |
|  |                                       |       | 9.0                     | \$759,238           | 8.0                | \$674,936           | 8.0                        | \$674,936           |
| 46 PCS - MH Step Down - 2401932        |                                       |       |                         |                     |                    |                     |                            |                     |
| 1941                                   | Clinical Nurse I                      | FA    | 4.0                     | 342,360             | 6.0                | 457,737             | 6.0                        | 457,737             |
| 1966                                   | Licensed Practical Nurse II           | PN2   | 7.0                     | 354,253             | 6.0                | 303,218             | 6.0                        | 303,218             |
| 1961                                   | Attendant Patient Care                | CD    | 4.0                     | 126,902             | 4.0                | 131,500             | 4.0                        | 131,500             |
|  |                                       |       | 15.0                    | \$823,515           | 16.0               | \$892,455           | 16.0                       | \$892,455           |
| 48 PCS - New RTU Intake - 2401934      |                                       |       |                         |                     |                    |                     |                            |                     |
| 5384                                   | Nurse Coordinator II                  | NS2   | 0.9                     | 67,516              |                    |                     |                            |                     |
| 2068                                   | Emergency Response Technician         | 16    | 1.5                     | 66,230              | 2.0                | 88,306              | 2.0                        | 88,306              |
| 2063                                   | Correctional Medical Technician II    | 12    | 2.4                     | 83,064              | 4.0                | 140,992             | 4.0                        | 140,992             |
| 1941                                   | Clinical Nurse I                      | FA    | 19.2                    | 1,099,698           | 25.0               | 1,468,510           | 25.0                       | 1,468,510           |
| 1966                                   | Licensed Practical Nurse II           | PN2   | 12.8                    | 470,028             | 18.0               | 650,826             | 18.0                       | 650,826             |
| 1961                                   | Attendant Patient Care                | CD    | 4.4                     | 129,578             | 7.0                | 212,382             | 7.0                        | 212,382             |
|  |                                       |       | 41.2                    | \$1,916,114         | 56.0               | \$2,561,016         | 56.0                       | \$2,561,016         |
| 11 Dental Clinic                       |                                       |       |                         |                     |                    |                     |                            |                     |
| 01 Dental Services - 2401101           |                                       |       |                         |                     |                    |                     |                            |                     |
| 5435                                   | Correctional Chief of Dental Services | K06   | 1.0                     | 163,396             | 1.0                | 166,690             | 1.0                        | 166,690             |
| 4880                                   | Dentist IV                            | K04   | 6.0                     | 890,743             | 7.0                | 1,052,554           | 7.0                        | 1,052,554           |
| 2094                                   | Dental Hygienist                      | 17    | 2.0                     | 100,532             | 2.0                | 109,350             | 2.0                        | 109,350             |
| 1500                                   | Dental Assistant - CCH                | 13    | 6.5                     | 308,031             | 8.0                | 375,304             | 8.0                        | 375,304             |
|  |                                       |       | 15.5                    | \$1,462,702         | 18.0               | \$1,703,898         | 18.0                       | \$1,703,898         |
| <b>Total Salaries and Positions</b>    |                                       |       | <b>578.4</b>            | <b>\$40,751,798</b> | <b>615.0</b>       | <b>\$42,698,005</b> | <b>615.0</b>               | <b>\$42,698,005</b> |
| <b>Turnover Adjustment</b>             |                                       |       |                         | <b>(3,335,296)</b>  |                    | <b>(4,217,102)</b>  |                            | <b>(4,217,102)</b>  |
| <b>Operating Funds Total</b>           |                                       |       | <b>578.4</b>            | <b>\$37,416,502</b> | <b>615.0</b>       | <b>\$38,480,903</b> | <b>615.0</b>               | <b>\$38,480,903</b> |

PERSONAL SERVICES - SUMMARY OF POSITIONS BY GRADE  
DEPARTMENT 240 - CERMAK HEALTH SERVICES OF COOK COUNTY

| Grade                               | 2014 Approved & Adopted |                     | Department Request |                     | President's Recommendation |                     |
|-------------------------------------|-------------------------|---------------------|--------------------|---------------------|----------------------------|---------------------|
|                                     | FTE Pos.                | Salaries            | FTE Pos.           | Salaries            | FTE Pos.                   | Salaries            |
| RX4                                 |                         |                     | 1.0                | 127,859             | 1.0                        | 127,859             |
| RX1                                 |                         |                     | 9.0                | 1,046,151           | 9.0                        | 1,046,151           |
| PN2                                 | 79.8                    | 3,819,537           | 82.0               | 3,757,263           | 82.0                       | 3,757,263           |
| PB                                  |                         |                     | 13.0               | 571,998             | 13.0                       | 571,998             |
| NS2                                 | 14.9                    | 1,347,137           | 14.0               | 1,244,286           | 14.0                       | 1,244,286           |
| NS1                                 | 1.0                     | 91,185              |                    | 1                   |                            | 1                   |
| K12                                 | 3.0                     | 785,000             | 3.0                | 820,000             | 3.0                        | 820,000             |
| K10                                 | 1.0                     | 262,935             | 1.0                | 196,429             | 1.0                        | 196,429             |
| K07                                 | 22.3                    | 4,259,334           | 23.0               | 4,284,716           | 23.0                       | 4,284,716           |
| K06                                 | 13.0                    | 2,220,071           | 12.0               | 2,041,648           | 12.0                       | 2,041,648           |
| K04                                 | 6.0                     | 890,743             | 8.0                | 1,209,748           | 8.0                        | 1,209,748           |
| K0                                  | 1.0                     | 165,035             | 1.0                | 168,362             | 1.0                        | 168,362             |
| FE                                  | 3.0                     | 327,857             | 3.0                | 332,384             | 3.0                        | 332,384             |
| FC                                  | 1.0                     | 96,835              | 1.0                | 96,835              | 1.0                        | 96,835              |
| FB                                  | 2.0                     | 183,484             | 4.0                | 270,447             | 4.0                        | 270,447             |
| FA                                  | 99.2                    | 7,736,560           | 101.0              | 7,587,690           | 101.0                      | 7,587,690           |
| CF                                  | 35.0                    | 1,233,267           | 37.0               | 1,302,385           | 37.0                       | 1,302,385           |
| CE                                  | 10.0                    | 373,163             | 10.0               | 362,834             | 10.0                       | 362,834             |
| CD                                  | 20.4                    | 643,676             | 22.0               | 709,245             | 22.0                       | 709,245             |
| CC                                  | 8.0                     | 275,345             | 7.0                | 241,627             | 7.0                        | 241,627             |
| 24                                  | 6.0                     | 909,000             | 7.0                | 973,672             | 7.0                        | 973,672             |
| 23                                  | 13.2                    | 1,326,001           | 14.0               | 1,249,335           | 14.0                       | 1,249,335           |
| 22                                  | 22.2                    | 2,086,553           | 23.0               | 2,035,317           | 23.0                       | 2,035,317           |
| 21                                  | 5.0                     | 361,840             | 5.0                | 373,031             | 5.0                        | 373,031             |
| 20                                  | 4.0                     | 275,251             | 2.0                | 150,795             | 2.0                        | 150,795             |
| 19                                  | 55.0                    | 3,546,862           | 57.0               | 3,797,783           | 57.0                       | 3,797,783           |
| 18                                  | 9.0                     | 556,663             | 9.0                | 577,133             | 9.0                        | 577,133             |
| 17                                  | 9.0                     | 563,412             | 9.0                | 581,515             | 9.0                        | 581,515             |
| 16                                  | 24.5                    | 1,345,182           | 24.0               | 1,376,605           | 24.0                       | 1,376,605           |
| 15                                  | 17.0                    | 990,446             | 18.0               | 1,048,340           | 18.0                       | 1,048,340           |
| 14                                  | 12.0                    | 622,436             | 10.0               | 508,855             | 10.0                       | 508,855             |
| 13                                  | 8.5                     | 408,278             | 10.0               | 475,551             | 10.0                       | 475,551             |
| 12                                  | 40.4                    | 1,680,442           | 45.0               | 1,880,789           | 45.0                       | 1,880,789           |
| 11                                  | 25.0                    | 1,105,603           | 23.0               | 1,035,855           | 23.0                       | 1,035,855           |
| 10                                  | 6.0                     | 225,061             | 6.0                | 223,157             | 6.0                        | 223,157             |
| 09                                  | 1.0                     | 37,604              | 1.0                | 38,364              | 1.0                        | 38,364              |
| <b>Total Salaries and Positions</b> | <b>578.4</b>            | <b>\$40,751,798</b> | <b>615.0</b>       | <b>\$42,698,005</b> | <b>615.0</b>               | <b>\$42,698,005</b> |
| <b>Turnover Adjustment</b>          |                         | <b>(3,335,296)</b>  |                    | <b>(4,217,102)</b>  |                            | <b>(4,217,102)</b>  |
| <b>Operating Funds Total</b>        | <b>578.4</b>            | <b>\$37,416,502</b> | <b>615.0</b>       | <b>\$38,480,903</b> | <b>615.0</b>               | <b>\$38,480,903</b> |

DEPARTMENT OVERVIEW  
241 HEALTH SERVICES - JTDC

Mission

To provide constitutionally required medical and mental health care to the residents at the Cook County Juvenile Temporary Detention Center (JTDC) in accordance with acceptable community standards of care, accreditation and state and local regulatory requirements, and nationally recognized minimum standards of practice.

Mandates and Key Activities

- Substantial compliance with the Doe v. Cook County Memorandum of Agreement (MOA), Modified Implementation Plan (MIP), and Agreed Supplemental Order (ASO)
- Maintain 3-year re-accreditation with the National Commission on Correctional Health Care (NCCHC)
- Transition to the utilization of an Electronic Medical Records (EMR) system

Discussion of 2014 Activities and 2015 Initiatives

The JTDC Office of Transitional Administrator hired a medical expert to assess Cermak at JTDC's compliance with the MOA/MIP/ASO. The last site audit was performed in June 2014. Cermak is waiting for the medical expert's compliance report. Smart Goals are updated and submitted monthly to the Acting Executive Director.

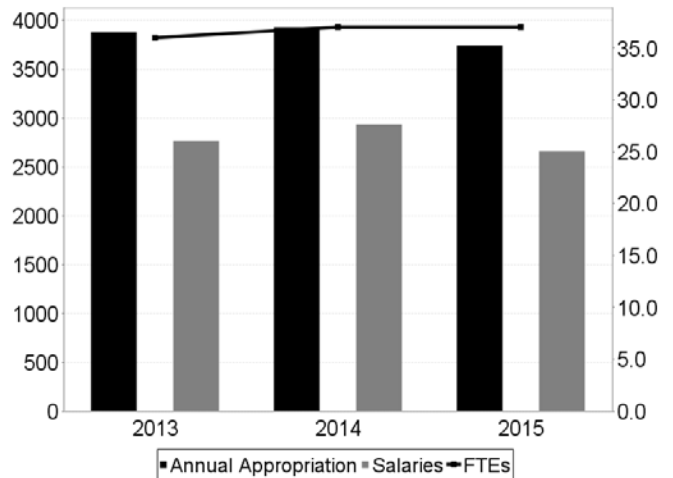
The NCCHC granted full accreditation to the Cook County Juvenile Temporary Detention Center on December 11, 2012. The facility is due for re-accreditation before October 2015. An NCCHC Oversight Committee was created in February 2014 with representatives from all departments that meet monthly.

Cermak Health Services at JTDC continues to work with the Office of Capital Planning and the JTDC to proceed with installation of an Electronic Medical Record system. Necessary wireless infrastructure and fire wall are due to be complete by year end 2014. Medical process flow studies will occur, Cerner software will be customized, and interface with JTDC's new RMIS will occur in 2015. Training and rollout will be complete by the end of 2015.

JTDC operations will move towards providing dedicated medical space for patient care and mental health services on each residential pod. This is intended to reduce movement of residents within JTDC and to allow space for delivery of services in a more confidential manner.

Cermak Health Services at JTDC will need to continue to adapt and expand operations as necessary to provide services to the increasing population of residents at the facility. Due to Raise the Age legislation effective January 1, 2014, the number of 17 year olds expanded to a third of the facility's population thus increasing the need for medical and dental services by at least 30%.

| Appropriations (\$ thousands) |              |                             |                  |
|-------------------------------|--------------|-----------------------------|------------------|
| Fund Category                 | 2013 Adopted | 2014 Adjusted Appropriation | 2015 Recommended |
| Health Fund                   | 3,876.6      | 3,926.3                     | 3,741.3          |
| FTE Positions                 | 36.0         | 37.0                        | 37.0             |



STAR Goals/Key Performance Indicators

- ★ Substantial Compliance with the Doe v. Cook County Memorandum of Agreement (MOA), Modified Implementation Plan (MIP), and Agreed Supplemental Order (ASO) – Cermak at JTDC must demonstrate substantial compliance with the MOA, MIP and ASO to support the facility transition to the Chief Judge. Compliance is monitored through the monthly updates of the Smart Goals to the Acting Executive Director.
- ★ Maintain NCCHC Full Re-Accreditation – Pass 3-year re-accreditation due before October 2015.
- ★ Electronic Medical Records — Project is on schedule to be completed by target date of December 2015.

| STAR Performance Data  |             |                                      |                                      |
|--|-------------|--------------------------------------|--------------------------------------|
| Performance Indicator  | FY 2013     | FY 2014 Projected YE                 | FY 2015 Target                       |
| Substantial Compliance with the Doe v. Cook County MOA, MIP, and ASO | In progress | Awaiting for Medical Expert's report | Substantial compliance               |
| Electronic Medical Records   | TBD         | Completion of Infrastructure         | Build interfaces with JTDC RMIS      |
| Maintain NCCHC Full Accreditation                                    | Yes         | Yes                                  | Re-accreditation before October 2015 |

DISTRIBUTION BY APPROPRIATION CLASSIFICATION  
DEPARTMENT 241 - HEALTH SERVICES - JTDC

| Account   | 2014 Expend.<br>As Of 09-30-14 | 2014 Adjusted<br>Appropriation | Department<br>Request | President's<br>Recommendation | Difference       |
|---|--------------------------------|--------------------------------|-----------------------|-------------------------------|------------------|
| <b>Personal Services</b>  |                                |                                |                       |                               |                  |
| 110/501010 Salaries and Wages of Regular Employees                            | 1,983,510                      | 2,929,825                      | 2,657,969             | 2,657,969                     | (271,856)        |
| 120/501210 Overtime Compensation  | 236,507                        | 275,000                        | 297,000               | 297,000                       | 22,000           |
| 133/501360 Per Diem Personnel   | 62,570                         | 217,147                        | 218,684               | 218,684                       | 1,537            |
| 136/501400 Differential Pay   | 64,886                         | 95,500                         | 95,500                | 95,500                        |                  |
| 170/501510 Mandatory Medicare Costs   | 20,486                         | 26,985                         | 47,406                | 47,406                        | 20,421           |
| 183/501770 Seminars for Professional Employees                                |                                | 1,940                          | 1,940                 | 1,940                         |                  |
| 186/501860 Training Programs for Staff Personnel                              |                                | 5,000                          | 3,000                 | 3,000                         | (2,000)          |
| 190/501970 Transportation and Other Travel Expenses for Employees             |                                | 2,910                          | 2,910                 | 2,910                         |                  |
| <b>Personal Services Total</b>  | <b>2,367,958</b>               | <b>3,554,307</b>               | <b>3,324,409</b>      | <b>3,324,409</b>              | <b>(229,898)</b> |
| <b>Contractual Services</b>   |                                |                                |                       |                               |                  |
| 213/520010 Ambulance and Patient Transportation Service                       |                                |                                | 20,000                | 20,000                        | 20,000           |
| 215/520050 Scavenger Services   | 500                            | 3,492                          | 2,000                 | 2,000                         | (1,492)          |
| 225/520260 Postage  |                                | 470                            | 470                   | 470                           |                  |
| 228/520280 Delivery Services  |                                | 15,995                         | 16,490                | 16,490                        | 495              |
| 240/520490 External Graphics and Reproduction Services                        |                                | 970                            | 1,000                 | 1,000                         | 30               |
| 241/520491 Internal Graphics and Reproduction Services                        | 1,295                          | 3,000                          | 3,000                 | 3,000                         |                  |
| 260/520830 Professional and Managerial Services                               | 1,960                          | 170,720                        | 176,000               | 176,000                       | 5,280            |
| 275/521120 Registry Services  | 48,400                         | 58,200                         | 76,000                | 76,000                        | 17,800           |
| 278/521200 Laboratory Related Services  |                                | 19,400                         | 19,400                | 19,400                        |                  |
| <b>Contractual Services Total</b>   | <b>52,155</b>                  | <b>272,247</b>                 | <b>314,360</b>        | <b>314,360</b>                | <b>42,113</b>    |
| <b>Supplies and Materials</b>   |                                |                                |                       |                               |                  |
| 310/530010 Food Supplies  | 299                            | 1,455                          | 1,500                 | 1,500                         | 45               |
| 320/530100 Wearing Apparel  |                                | 97                             | 100                   | 100                           | 3                |
| 350/530600 Office Supplies  | 6,703                          | 14,114                         | 14,000                | 14,000                        | (114)            |
| 353/530640 Books, Periodicals, Publications, Archives and Data Services       |                                | 500                            | 500                   | 500                           |                  |
| 355/530700 Photographic and Reproduction Supplies                             |                                | 3,880                          | 4,000                 | 4,000                         | 120              |
| 360/530790 Medical, Dental, and Laboratory Supplies                           | 100                            | 26,345                         | 28,000                | 28,000                        | 1,655            |
| 388/531650 Computer Operation Supplies  |                                | 1,455                          | 1,500                 | 1,500                         | 45               |
| <b>Supplies and Materials Total</b>   | <b>7,102</b>                   | <b>47,846</b>                  | <b>49,600</b>         | <b>49,600</b>                 | <b>1,754</b>     |
| <b>Operations and Maintenance</b>   |                                |                                |                       |                               |                  |
| 440/540130 Maintenance and Repair of Office Equipment                         |                                | 500                            | 500                   | 500                           |                  |
| 442/540200 Maintenance and Repair of Medical, Dental and Laboratory Equipment |                                | 8,468                          | 8,460                 | 8,460                         | (8)              |
| <b>Operations and Maintenance Total</b>                                       |                                | <b>8,968</b>                   | <b>8,960</b>          | <b>8,960</b>                  | <b>(8)</b>       |
| <b>Rental and Leasing</b>   |                                |                                |                       |                               |                  |
| 637/550080 Rental of Medical Equipment  |                                | 32,932                         | 33,950                | 33,950                        | 1,018            |
| <b>Rental and Leasing Total</b>   |                                | <b>32,932</b>                  | <b>33,950</b>         | <b>33,950</b>                 | <b>1,018</b>     |
| <b>Contingency and Special Purposes</b>                                       |                                |                                |                       |                               |                  |
| 880/580220 Institutional Memberships & Fees                                   |                                | 10,000                         | 10,000                | 10,000                        |                  |
| <b>Contingency and Special Purposes Total</b>                                 |                                | <b>10,000</b>                  | <b>10,000</b>         | <b>10,000</b>                 |                  |
| <b>Operating Funds Total</b>  | <b>2,427,215</b>               | <b>3,926,300</b>               | <b>3,741,279</b>      | <b>3,741,279</b>              | <b>(185,021)</b> |
| <b>(717) New/Replacement Capital Equipment - 71700241</b>                     |                                |                                |                       |                               |                  |
| 521/560420 Institutional Equipment  |                                | 1,400                          |                       |                               | (1,400)          |
| 540/560430 Medical, Dental and Laboratory Equipment                           | 3,525                          | 20,500                         | 31,000                | 31,000                        | 10,500           |
|   | 3,525                          | 21,900                         | 31,000                | 31,000                        | 9,100            |
| <b>Capital Equipment Request Total</b>  | <b>3,525</b>                   | <b>21,900</b>                  | <b>31,000</b>         | <b>31,000</b>                 | <b>9,100</b>     |

PERSONAL SERVICES - SUMMARY OF POSITIONS BY BUSINESS UNIT AND JOB CODE  
DEPARTMENT 241 - HEALTH SERVICES - JTDC

| Job Code                                     | Title                                  | Grade | 2014 Approved & Adopted |                    | Department Request |                    | President's Recommendation |                    |
|--|--|-------|-------------------------|--------------------|--------------------|--------------------|----------------------------|--------------------|
|  |  |       | FTE Pos.                | Salaries           | FTE Pos.           | Salaries           | FTE Pos.                   | Salaries           |
| 01 Juvenile Temporary Detention Center       |  |       |                         |                    |                    |                    |                            |                    |
| 02 Administration - 2410102                  |  |       |                         |                    |                    |                    |                            |                    |
| 5290   | Medical Mental Health Program Director | 24    | 1.0                     | 95,000             | 1.0                | 95,000             | 1.0                        | 95,000             |
| 0048   | Administrative Assistant III           | 16    | 1.0                     | 42,388             | 1.0                | 43,243             | 1.0                        | 43,243             |
| 0936   | Stenographer V                         | 13    | 1.0                     | 44,953             | 1.0                | 52,438             | 1.0                        | 52,438             |
|  |  |       | 3.0                     | \$182,341          | 3.0                | \$190,681          | 3.0                        | \$190,681          |
| 03 Medical Records - 2410202                 |  |       |                         |                    |                    |                    |                            |                    |
| 2007   | Medical Records Unit Manager           | 18    | 1.0                     | 60,120             | 1.0                | 61,351             | 1.0                        | 61,351             |
| 0907   | Clerk V                                | 11    | 4.0                     | 170,178            | 4.0                | 167,840            | 4.0                        | 167,840            |
|  |  |       | 5.0                     | \$230,298          | 5.0                | \$229,191          | 5.0                        | \$229,191          |
| 04 Patient Care Services - 2410302           |  |       |                         |                    |                    |                    |                            |                    |
| 1957   | Divisional Nursing Director            | NS3   | 1.0                     | 105,549            | 1.0                | 107,675            | 1.0                        | 107,675            |
| 5384   | Nurse Coordinator II                   | NS2   | 1.0                     | 78,460             | 1.0                | 75,018             | 1.0                        | 75,018             |
| 1941   | Clinical Nurse I                       | FA    | 12.0                    | 986,591            | 12.0               | 980,065            | 12.0                       | 980,065            |
| 1951   | Registered Nurse I                     | FA    | 4.0                     | 320,358            | 4.0                | 269,418            | 4.0                        | 269,418            |
| 1942   | Clinical Nurse II                      | FB    | 3.0                     | 263,058            | 3.0                | 266,349            | 3.0                        | 266,349            |
|  |  |       | 21.0                    | \$1,754,016        | 21.0               | \$1,698,525        | 21.0                       | \$1,698,525        |
| 05 Support Services Administration - 2410402 |  |       |                         |                    |                    |                    |                            |                    |
| 4880   | Dentist IV                             | K04   | 1.0                     | 157,194            | 1.0                | 157,194            | 1.0                        | 157,194            |
| 1500   | Dental Assistant - CCH                 | 13    | 1.0                     | 44,013             | 1.0                | 45,611             | 1.0                        | 45,611             |
| 2063   | Correctional Medical Technician II     | 12    | 3.0                     | 126,594            | 3.0                | 131,370            | 3.0                        | 131,370            |
|  |  |       | 5.0                     | \$327,801          | 5.0                | \$334,175          | 5.0                        | \$334,175          |
| 06 Medical Services Administration - 2410502 |  |       |                         |                    |                    |                    |                            |                    |
| 1816   | Physician Assistant I                  | 22    | 1.0                     | 108,017            | 1.0                | 67,557             | 1.0                        | 67,557             |
| 1638   | Attending Physician 8                  | K08   | 1.0                     | 218,425            | 1.0                | 218,425            | 1.0                        | 218,425            |
| 1636   | Attending Physician 6                  | K06   | 1.0                     | 187,854            | 1.0                | 187,854            | 1.0                        | 187,854            |
|  |  |       | 3.0                     | \$514,296          | 3.0                | \$473,836          | 3.0                        | \$473,836          |
| <b>Total Salaries and Positions</b>          |  |       | <b>37.0</b>             | <b>\$3,008,752</b> | <b>37.0</b>        | <b>\$2,926,408</b> | <b>37.0</b>                | <b>\$2,926,408</b> |
| Turnover Adjustment                          |  |       |                         | (74,144)           |                    | (268,439)          |                            | (268,439)          |
| <b>Operating Funds Total</b>                 |  |       | <b>37.0</b>             | <b>\$2,934,608</b> | <b>37.0</b>        | <b>\$2,657,969</b> | <b>37.0</b>                | <b>\$2,657,969</b> |

PERSONAL SERVICES - SUMMARY OF POSITIONS BY GRADE  
DEPARTMENT 241 - HEALTH SERVICES - JTDC

| Grade                               | 2014 Approved & Adopted |                    | Department Request |                    | President's Recommendation |                    |
|-------------------------------------|-------------------------|--------------------|--------------------|--------------------|----------------------------|--------------------|
|                                     | FTE Pos.                | Salaries           | FTE Pos.           | Salaries           | FTE Pos.                   | Salaries           |
| NS3                                 | 1.0                     | 105,549            | 1.0                | 107,675            | 1.0                        | 107,675            |
| NS2                                 | 1.0                     | 78,460             | 1.0                | 75,018             | 1.0                        | 75,018             |
| K08                                 | 1.0                     | 218,425            | 1.0                | 218,425            | 1.0                        | 218,425            |
| K06                                 | 1.0                     | 187,854            | 1.0                | 187,854            | 1.0                        | 187,854            |
| K04                                 | 1.0                     | 157,194            | 1.0                | 157,194            | 1.0                        | 157,194            |
| FB                                  | 3.0                     | 263,058            | 3.0                | 266,349            | 3.0                        | 266,349            |
| FA                                  | 16.0                    | 1,306,949          | 16.0               | 1,249,483          | 16.0                       | 1,249,483          |
| 24                                  | 1.0                     | 95,000             | 1.0                | 95,000             | 1.0                        | 95,000             |
| 22                                  | 1.0                     | 108,017            | 1.0                | 67,557             | 1.0                        | 67,557             |
| 18                                  | 1.0                     | 60,120             | 1.0                | 61,351             | 1.0                        | 61,351             |
| 16                                  | 1.0                     | 42,388             | 1.0                | 43,243             | 1.0                        | 43,243             |
| 13                                  | 2.0                     | 88,966             | 2.0                | 98,049             | 2.0                        | 98,049             |
| 12                                  | 3.0                     | 126,594            | 3.0                | 131,370            | 3.0                        | 131,370            |
| 11                                  | 4.0                     | 170,178            | 4.0                | 167,840            | 4.0                        | 167,840            |
| <b>Total Salaries and Positions</b> | <b>37.0</b>             | <b>\$3,008,752</b> | <b>37.0</b>        | <b>\$2,926,408</b> | <b>37.0</b>                | <b>\$2,926,408</b> |
| Turnover Adjustment                 |                         | (74,144)           |                    | (268,439)          |                            | (268,439)          |
| <b>Operating Funds Total</b>        | <b>37.0</b>             | <b>\$2,934,608</b> | <b>37.0</b>        | <b>\$2,657,969</b> | <b>37.0</b>                | <b>\$2,657,969</b> |

DEPARTMENT OVERVIEW

891 PROVIDENT HOSPITAL OF COOK COUNTY

Mission

To deliver health services with dignity regardless of a patient's ability to pay, partner with communities and providers to enhance public health, and advocate for policies that promote the physical and mental well-being of Cook County citizens.

Mandates and Key Activities

- Maintain hospital accreditation from the nationally recognized The Joint Commission
- Maintain accreditation for clinical services, including the College of American Pathologists (CAP)
- Enhance diagnostic imaging and radiologic clinical capabilities
- Improve the patient experience
- Improve capacity management in the ED and inpatient units

Discussion of 2014 Activities and 2015 Initiatives

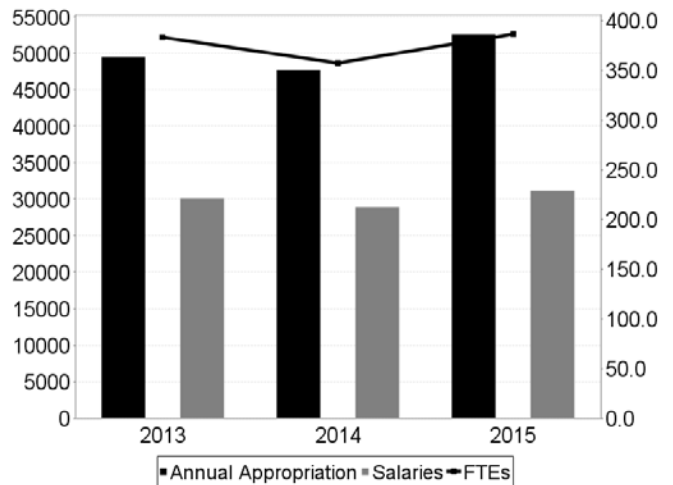
2014 and 2015 activities and initiatives are focused on improved services and patient experience. CCHHS secured grant funding to support the creation of a new endoscopy suite. Same day surgical procedure volume continues to rise positively impacting the system backlog for elective surgical procedures.

A project team has been developed to plan for the replacement of imaging equipment in all modalities. The project is currently in architectural design phase for the MRI, CT, and PACS. Built into this project will be a new registration area for diagnostic services and outpatient registrations designed to improve patient flow. These changes are expected to be completed by the end of FY 2015.

A leadership rounding program was implemented to provide ongoing communication and relationship building with employees and patients. Rounding demonstrates to employees and to the patients the organization's commitment to provide safe, quality care. By interacting with employees and patients on a consistent basis, leaders are able to proactively understand employee needs and manage the patient experience to ensure expectations are met.

Efforts are underway to address ED capacity patient flow and the discharge process in order to improve the patient experience.

| Appropriations (\$ thousands) |              |                             |                  |
|-------------------------------|--------------|-----------------------------|------------------|
| Fund Category                 | 2013 Adopted | 2014 Adjusted Appropriation | 2015 Recommended |
| Health Fund                   | 49,475.5     | 47,720.3                    | 52,606.7         |
|                               | Adopted      | Adopted                     | Recommended      |
| FTE Positions                 | 383.0        | 357.5                       | 386.0            |



STAR Goals/Key Performance Indicators

- ★ Leave Without Being Treated (LWOT) - Patients are registered to be seen by an ED physician, but leave before receiving services: In FY 2010, LWOTs at Provident were 16.7%; in 2013, LWOT was reduced to 7%. Currently, LWOTs are at 8%. For 2015, the target will be 4%.
- ★ Patient Satisfaction-The percent of patients who would "definitely" recommend Provident hospital in 2013 was 68%; thus far in 2014, it is at 62%. To improve patient satisfaction the organization is hiring a Director of Patient Experience who will coordinate the Patient Experience Workgroups focusing on visibility of staff, communication, behavior and attitudes, rewards and recognition of staff exemplifying ideal patient care, and measuring success.
- ★ Quality of Care – percent of quality measures achieved for inpatients receiving treatment for common medical conditions such as heart disease, pneumonia, and who receive surgical care. Our target is 100% and in the last quarter of 2013, 98.4% of patients received the appropriate antibiotic selection before the procedure; thus far in 2014 we are achieving 98.2% compliance with these quality metrics and we have set a target of 100% compliance for 2015.

| STAR Performance Data                                       |         |                      |                |
|---|---------|----------------------|----------------|
| Performance Indicator                                       | FY 2013 | FY 2014 Projected YE | FY 2015 Target |
| Percent of Emergency Department who Left Without Being Seen | 7%      | 8%                   | 4%             |
| % of patients who 'definitely' recommend the hospital       | 68%     | 62%                  | 70%            |
| % of quality measures achieved for common medical diagnoses | 98.4%   | 98.2%                | 100%           |

DISTRIBUTION BY APPROPRIATION CLASSIFICATION  
DEPARTMENT 891 - PROVIDENT HOSPITAL OF COOK COUNTY

| Account   | 2014 Expend.<br>As Of 09-30-14 | 2014 Adjusted<br>Appropriation | Department<br>Request | President's<br>Recommendation | Difference         |
|---|--------------------------------|--------------------------------|-----------------------|-------------------------------|--------------------|
| <b>Personal Services</b>  |                                |                                |                       |                               |                    |
| 110/501010 Salaries and Wages of Regular Employees                              | 22,758,372                     | 28,585,068                     | 31,185,751            | 31,185,751                    | 2,600,683          |
| 120/501210 Overtime Compensation  | 1,542,498                      | 1,541,739                      | 1,842,981             | 1,842,981                     | 301,242            |
| 121/501230 Premium Pay Based Upon Collective Bargaining Agreements              | 514,107                        | 514,107                        | 514,107               | 514,107                       |                    |
| 133/501360 Per Diem Personnel   | 148,545                        | 350,433                        | 262,419               | 262,419                       | (88,014)           |
| 136/501400 Differential Pay   | 586,034                        | 472,782                        | 675,868               | 675,868                       | 203,086            |
| 155/501420 Medical Practitioners As Required                                    | 881,130                        | 1,389,416                      | 1,298,833             | 1,298,833                     | (90,583)           |
| 170/501510 Mandatory Medicare Costs   | 205,104                        | 256,678                        | 518,829               | 518,829                       | 262,151            |
| 183/501770 Seminars for Professional Employees                                  |                                | 15,750                         | 11,000                | 11,000                        | (4,750)            |
| 185/501810 Professional and Technical Membership Fees                           | 2,815                          | 8,055                          | 4,500                 | 4,500                         | (3,555)            |
| 186/501860 Training Programs for Staff Personnel                                | 3,305                          | 11,250                         | 41,150                | 41,150                        | 29,900             |
| 190/501970 Transportation and Other Travel Expenses for Employees               | 639                            | 7,950                          | 9,450                 | 9,450                         | 1,500              |
| <b>Personal Services Total</b>  | <b>26,642,550</b>              | <b>33,153,228</b>              | <b>36,364,888</b>     | <b>36,364,888</b>             | <b>3,211,660</b>   |
| <b>Contractual Services</b>   |                                |                                |                       |                               |                    |
| 213/520010 Ambulance and Patient Transportation Service                         | 65,000                         | 271,600                        | 240,000               | 240,000                       | (31,600)           |
| 215/520050 Scavenger Services   | 51,824                         | 79,478                         | 91,270                | 91,270                        | 11,792             |
| 217/520100 Transportation for Specific Activities and Purposes                  |                                | 485                            | 2,000                 | 2,000                         | 1,515              |
| 222/520190 Laundry and Linen Services   | 16,000                         | 169,750                        | 110,000               | 110,000                       | (59,750)           |
| 223/520210 Food Services  | 1,458,992                      | 1,461,902                      | 1,466,622             | 1,466,622                     | 4,720              |
| 225/520260 Postage  | 9,806                          | 15,277                         | 15,000                | 15,000                        | (277)              |
| 228/520280 Delivery Services  | 1,349                          | 2,619                          | 6,200                 | 6,200                         | 3,581              |
| 235/520390 Contractual Maintenance Services                                     | 24,706                         | 53,463                         | 567,448               | 567,448                       | 513,985            |
| 240/520490 External Graphics and Reproduction Services                          | 1,941                          | 28,985                         | 19,882                | 19,882                        | (9,103)            |
| 242/520550 Surveys, Operations and Reports                                      |                                | 1,649                          |                       |                               | (1,649)            |
| 245/520610 Advertising For Specific Purposes                                    |                                | 4,850                          | 4,850                 | 4,850                         |                    |
| 260/520830 Professional and Managerial Services                                 | 1,824,957                      | 3,012,364                      | 1,637,858             | 1,637,858                     | (1,374,506)        |
| 268/521030 Court Reporting, Stenographic, Transcribing, or Interpreter Services |                                | 6,790                          |                       |                               | (6,790)            |
| 272/521050 Medical Consultation Services  | 565,000                        | 1,279,831                      | 930,301               | 930,301                       | (349,530)          |
| 275/521120 Registry Services  | 1,094,842                      | 1,606,514                      | 1,507,080             | 1,507,080                     | (99,434)           |
| 278/521200 Laboratory Related Services  | 19,892                         | 100,764                        | 68,500                | 68,500                        | (32,264)           |
| <b>Contractual Services Total</b>   | <b>5,134,310</b>               | <b>8,096,321</b>               | <b>6,667,011</b>      | <b>6,667,011</b>              | <b>(1,429,310)</b> |
| <b>Supplies and Materials</b>   |                                |                                |                       |                               |                    |
| 320/530100 Wearing Apparel  | 743                            | 3,395                          | 3,455                 | 3,455                         | 60                 |
| 330/530160 Household, Laundry, Cleaning and Personal Care Supplies              |                                |                                | 11,000                | 11,000                        | 11,000             |
| 333/530270 Institutional Supplies   | 166,344                        | 501,063                        | 236,500               | 236,500                       | (264,563)          |
| 350/530600 Office Supplies  | 17,800                         | 48,500                         | 30,951                | 30,951                        | (17,549)           |
| 353/530640 Books, Periodicals, Publications, Archives and Data Services         | 188                            | 7,250                          | 2,000                 | 2,000                         | (5,250)            |
| 355/530700 Photographic and Reproduction Supplies                               | 17,214                         | 23,765                         | 19,395                | 19,395                        | (4,370)            |
| 360/530790 Medical, Dental, and Laboratory Supplies                             | 364,088                        | 464,303                        | 670,898               | 670,898                       | 206,595            |
| 361/530910 Pharmaceutical Supplies  | 159,000                        | 159,228                        | 2,215,110             | 2,215,110                     | 2,055,882          |
| 362/531200 Surgical Supplies  | 1,036,962                      | 1,257,215                      | 1,948,147             | 1,948,147                     | 690,932            |
| 365/531420 Clinical Laboratory Supplies   | 115,435                        | 459,926                        | 406,800               | 406,800                       | (53,126)           |
| 367/531500 X-ray (Radiology)Supplies  | 216,464                        | 249,275                        | 517,500               | 517,500                       | 268,225            |
| 368/531570 Blood/Blood Derivatives  | 35,000                         | 76,158                         | 76,158                | 76,158                        |                    |
| 388/531650 Computer Operation Supplies  |                                | 9,700                          | 9,700                 | 9,700                         |                    |
| <b>Supplies and Materials Total</b>   | <b>2,129,238</b>               | <b>3,259,778</b>               | <b>6,147,614</b>      | <b>6,147,614</b>              | <b>2,887,836</b>   |



DISTRIBUTION BY APPROPRIATION CLASSIFICATION  
DEPARTMENT 891 - PROVIDENT HOSPITAL OF COOK COUNTY

| Account   | 2014 Expend.<br>As Of 09-30-14 | 2014 Adjusted<br>Appropriation | Department<br>Request | President's<br>Recommendation | Difference       |
|---|--------------------------------|--------------------------------|-----------------------|-------------------------------|------------------|
| <b>Operations and Maintenance</b>   |                                |                                |                       |                               |                  |
| 402/540030 Water and Sewer  | 40,955                         | 43,650                         | 45,000                | 45,000                        | 1,350            |
| 410/540050 Electricity  | 608,819                        | 661,255                        | 1,133,845             | 1,133,845                     | 472,590          |
| 422/540070 Gas  | 434,210                        | 737,038                        | 419,107               | 419,107                       | (317,931)        |
| 440/540130 Maintenance and Repair of Office Equipment                         |                                | 7,000                          | 1,500                 | 1,500                         | (5,500)          |
| 441/540170 Maintenance and Repair of Data Processing Equipment and Software   |                                | 5,000                          | 30,000                | 30,000                        | 25,000           |
| 442/540200 Maintenance and Repair of Medical, Dental and Laboratory Equipment | 589,473                        | 612,994                        | 631,953               | 631,953                       | 18,959           |
| 449/540310 Op., Maint. and Repair of Institutional Equipment                  |                                | 1,455                          | 2,000                 | 2,000                         | 545              |
| 450/540350 Maintenance and Repair of Plant Equipment                          | 475,111                        | 873,582                        | 923,871               | 923,871                       | 50,289           |
| 490/540430 Site Improvements  |                                | 19,400                         |                       |                               | (19,400)         |
| <b>Operations and Maintenance Total</b>                                       | <b>2,148,568</b>               | <b>2,961,374</b>               | <b>3,187,276</b>      | <b>3,187,276</b>              | <b>225,902</b>   |
| <b>Rental and Leasing</b>   |                                |                                |                       |                               |                  |
| 630/550010 Rental of Office Equipment   |                                | 86,059                         | 50,000                | 50,000                        | (36,059)         |
| 637/550080 Rental of Medical Equipment  |                                | 57,230                         | 72,650                | 72,650                        | 15,420           |
| 638/550100 Rental of Institutional Equipment                                  |                                | 4,850                          | 4,850                 | 4,850                         |                  |
| <b>Rental and Leasing Total</b>   |                                | <b>148,139</b>                 | <b>127,500</b>        | <b>127,500</b>                | <b>(20,639)</b>  |
| <b>Contingency and Special Purposes</b>                                       |                                |                                |                       |                               |                  |
| 880/580220 Institutional Memberships & Fees                                   | 97,943                         | 101,500                        | 112,400               | 112,400                       | 10,900           |
| <b>Contingency and Special Purposes Total</b>                                 | <b>97,943</b>                  | <b>101,500</b>                 | <b>112,400</b>        | <b>112,400</b>                | <b>10,900</b>    |
| <b>Operating Funds Total</b>  | <b>36,152,609</b>              | <b>47,720,340</b>              | <b>52,606,689</b>     | <b>52,606,689</b>             | <b>4,886,349</b> |
| <b>(717) New/Replacement Capital Equipment - 71700891</b>                     |                                |                                |                       |                               |                  |
| 510/560410 Fixed Plant Equipment  |                                | 35,000                         |                       |                               | (35,000)         |
| 530/560510 Office Furnishings and Equipment                                   |                                |                                | 162,000               | 162,000                       | 162,000          |
| 540/560430 Medical, Dental and Laboratory Equipment                           | 160,188                        | 255,774                        | 416,000               | 416,000                       | 160,226          |
|   | 160,188                        | 290,774                        | 578,000               | 578,000                       | 287,226          |
| <b>Capital Equipment Request Total</b>  | <b>160,188</b>                 | <b>290,774</b>                 | <b>578,000</b>        | <b>578,000</b>                | <b>287,226</b>   |

PERSONAL SERVICES - SUMMARY OF POSITIONS BY BUSINESS UNIT AND JOB CODE  
DEPARTMENT 891 - PROVIDENT HOSPITAL OF COOK COUNTY

| Job Code  | Title                                       | Grade | 2014 Approved & Adopted |             | Department Request |             | President's Recommendation |             |
|---|---|-------|-------------------------|-------------|--------------------|-------------|----------------------------|-------------|
|   |   |       | FTE Pos.                | Salaries    | FTE Pos.           | Salaries    | FTE Pos.                   | Salaries    |
| 01 Administration                                     |   |       |                         |             |                    |             |                            |             |
| 01 General Administration - 8910469                   |   |       |                         |             |                    |             |                            |             |
| 1708  | Associate Administrator                     | 24    | 1.0                     | 114,093     |                    |             |                            |             |
| 6330  | Site Administrator-Provident                | 24    |                         |             | 1.0                | 114,093     | 1.0                        | 114,093     |
|   |   |       | 1.0                     | \$114,093   | 1.0                | \$114,093   | 1.0                        | \$114,093   |
| 02 Financial Services Division                        |   |       |                         |             |                    |             |                            |             |
| 01 Financial Services Administration - 8910473        |   |       |                         |             |                    |             |                            |             |
| 0251  | Business Manager I                          | 18    | 1.0                     | 63,594      |                    |             |                            |             |
| 0143  | Accountant III                              | 15    | 1.0                     | 61,635      |                    |             |                            |             |
| 0046  | Administrative Assistant I                  | 12    | 1.0                     | 49,794      | 1.0                | 49,794      | 1.0                        | 49,794      |
|   |   |       | 3.0                     | \$175,023   | 1.0                | \$49,794    | 1.0                        | \$49,794    |
| 02 Patient Accounting Services/Mang Pending - 8910474 |   |       |                         |             |                    |             |                            |             |
| 5506  | Patient Access Supervisor, Pre-Registration | 21    |                         |             | 1.0                | 61,450      | 1.0                        | 61,450      |
| 1518  | Caseworker (Mang Unit)                      | 16    | 2.0                     | 128,970     | 2.0                | 129,179     | 2.0                        | 129,179     |
|   |   |       | 2.0                     | \$128,970   | 3.0                | \$190,629   | 3.0                        | \$190,629   |
| 05 Admitting - 8910477                                |   |       |                         |             |                    |             |                            |             |
| 5506  | Patient Access Supervisor, Pre-Registration | 21    | 1.0                     | 82,665      | 1.0                | 82,710      | 1.0                        | 82,710      |
| 0047  | Administrative Assistant II                 | 14    | 1.0                     | 57,255      | 1.0                | 57,255      | 1.0                        | 57,255      |
| 0228  | Cashier III                                 | 12    | 1.0                     | 49,794      | 1.0                | 49,794      | 1.0                        | 49,794      |
| 0907  | Clerk V                                     | 11    | 21.0                    | 928,647     | 20.0               | 870,945     | 20.0                       | 870,945     |
|   |   |       | 24.0                    | \$1,118,361 | 23.0               | \$1,060,704 | 23.0                       | \$1,060,704 |
| 12 Health Information and Records - 8910483           |   |       |                         |             |                    |             |                            |             |
| 2012  | Director Of Medical Records Library II      | 23    |                         |             | 1.0                | 70,658      | 1.0                        | 70,658      |
| 0269  | Statistician II                             | 14    | 1.0                     | 52,075      | 1.0                | 53,456      | 1.0                        | 53,456      |
| 0907  | Clerk V                                     | 11    | 6.0                     | 269,286     | 7.0                | 305,231     | 7.0                        | 305,231     |
| 0911  | Senior Clerk                                | 09    | 1.0                     | 40,465      | 1.0                | 37,775      | 1.0                        | 37,775      |
|   |   |       | 8.0                     | \$361,826   | 10.0               | \$467,120   | 10.0                       | \$467,120   |
| 03 Professional Affairs Division                      |   |       |                         |             |                    |             |                            |             |
| 08 Cardiac Diagnostics - 8910486                      |   |       |                         |             |                    |             |                            |             |
| 1844  | Medical Technologist II                     | T16   | 2.0                     | 111,287     | 2.0                | 116,514     | 2.0                        | 116,514     |
|   |   |       | 2.0                     | \$111,287   | 2.0                | \$116,514   | 2.0                        | \$116,514   |
| 09 Respiratory Therapy - 8910487                      |   |       |                         |             |                    |             |                            |             |
| 1986  | Director Of Respiratory Therapy             | 22    | 1.0                     | 104,140     | 1.0                | 104,180     | 1.0                        | 104,180     |
| 2036  | Respiratory Therapist                       | 16    | 8.0                     | 510,019     | 7.0                | 451,829     | 7.0                        | 451,829     |
| 0941  | Clerk Typist Senior                         | 09    | 1.0                     | 43,337      | 1.0                | 40,459      | 1.0                        | 40,459      |
|   |   |       | 10.0                    | \$657,496   | 9.0                | \$596,468   | 9.0                        | \$596,468   |
| 12 Nuclear Medicine - 8910488                         |   |       |                         |             |                    |             |                            |             |
| 2078  | Nuclear Medicine Technician Senior          | 18    | 1.0                     | 68,345      | 1.0                | 69,585      | 1.0                        | 69,585      |
|   |   |       | 1.0                     | \$68,345    | 1.0                | \$69,585    | 1.0                        | \$69,585    |
| 13 Radiology - 8910489                                |   |       |                         |             |                    |             |                            |             |
| 0423  | Director of Diagnostic Imaging-Radiology    | 24    | 1.0                     | 95,372      | 1.0                | 95,372      | 1.0                        | 95,372      |
| 1868  | Technical Manager                           | 21    | 1.0                     | 84,754      | 1.0                | 61,450      | 1.0                        | 61,450      |
| 0050  | Administrative Assistant IV                 | 18    | 1.0                     | 70,113      | 1.0                | 53,843      | 1.0                        | 53,843      |
| 2081  | Supervisor of Diagnostic Radiology          | 17    | 1.0                     | 63,855      | 1.0                | 65,091      | 1.0                        | 65,091      |
| 2098  | Ultrasound Technician                       | 17    | 2.0                     | 131,586     | 2.0                | 131,586     | 2.0                        | 131,586     |
| 2141  | Special Procedures Technician               | 17    | 4.0                     | 238,372     | 4.0                | 244,910     | 4.0                        | 244,910     |
| 2097  | C A T Technologist                          | 17    | 1.0                     | 65,142      | 1.0                | 65,142      | 1.0                        | 65,142      |
| 2077  | Radiologic Technician                       | 16    | 6.0                     | 344,155     | 6.0                | 350,798     | 6.0                        | 350,798     |
| 0941  | Clerk Typist Senior                         | 09    | 1.0                     | 37,773      | 1.0                | 37,775      | 1.0                        | 37,775      |
| 1943  | Nurse Clinician                             | FC    | 1.0                     | 96,835      | 1.0                | 96,835      | 1.0                        | 96,835      |

PERSONAL SERVICES - SUMMARY OF POSITIONS BY BUSINESS UNIT AND JOB CODE

DEPARTMENT 891 - PROVIDENT HOSPITAL OF COOK COUNTY

| Job Code  | Title   | Grade | 2014 Approved & Adopted |             | Department Request |             | President's Recommendation |             |
|---|---|-------|-------------------------|-------------|--------------------|-------------|----------------------------|-------------|
|   |   |       | FTE Pos.                | Salaries    | FTE Pos.           | Salaries    | FTE Pos.                   | Salaries    |
| 2195  | X-Ray Technician Aide (Prov)                  | CG    | 5.0                     | 185,064     | 5.0                | 185,064     | 5.0                        | 185,064     |
| 0927  | Administrative Aide (CCU)                     | CE    | 1.0                     | 36,207      | 1.0                | 37,474      | 1.0                        | 37,474      |
|   |   |       | 25.0                    | \$1,449,228 | 25.0               | \$1,425,340 | 25.0                       | \$1,425,340 |
| 17 Clinical Laboratories - 8910491              |   |       |                         |             |                    |             |                            |             |
| 1844  | Medical Technologist II                       | T16   | 8.0                     | 511,754     | 8.0                | 513,227     | 8.0                        | 513,227     |
| 5399  | Clinical Laboratory Site Supervisor II        | 22    | 1.0                     | 100,184     | 1.0                | 104,255     | 1.0                        | 104,255     |
| 5398  | Clinical Laboratory Site Supervisor I         | 20    | 2.0                     | 141,796     | 2.0                | 143,526     | 2.0                        | 143,526     |
| 0050  | Administrative Assistant IV                   | 18    | 1.0                     | 72,274      | 1.0                | 72,274      | 1.0                        | 72,274      |
| 1843  | Medical Technologist I                        | 14    | 2.0                     | 107,545     | 1.0                | 51,385      | 1.0                        | 51,385      |
| 1842  | Medical Laboratory Technician III             | 13    | 4.0                     | 183,713     | 3.0                | 148,128     | 3.0                        | 148,128     |
| 1841  | Medical Laboratory Technician II              | 10    | 6.0                     | 244,346     | 6.0                | 246,181     | 6.0                        | 246,181     |
|   |   |       | 24.0                    | \$1,361,612 | 22.0               | \$1,278,976 | 22.0                       | \$1,278,976 |
| 18 Anatomical Laboratories - 8910492            |   |       |                         |             |                    |             |                            |             |
| 1844  | Medical Technologist II                       | T16   | 1.0                     | 59,058      | 1.0                | 59,182      | 1.0                        | 59,182      |
|   |   |       | 1.0                     | \$59,058    | 1.0                | \$59,182    | 1.0                        | \$59,182    |
| 19 Blood Bank - 8910493                         |   |       |                         |             |                    |             |                            |             |
| 5398  | Clinical Laboratory Site Supervisor I         | 20    | 1.0                     | 80,529      | 1.0                | 82,152      | 1.0                        | 82,152      |
| 1843  | Medical Technologist I                        | 14    | 2.0                     | 104,081     | 2.0                | 105,082     | 2.0                        | 105,082     |
| 1842  | Medical Laboratory Technician III             | 13    | 1.0                     | 51,883      | 1.0                | 52,344      | 1.0                        | 52,344      |
|   |   |       | 4.0                     | \$236,493   | 4.0                | \$239,578   | 4.0                        | \$239,578   |
| 20 Physical Therapy - 8911633                   |   |       |                         |             |                    |             |                            |             |
| 1931  | Assistant Director Of Physical Therapy        | 21    | 1.0                     | 100,299     | 1.0                | 61,450      | 1.0                        | 61,450      |
| 1914  | Physical Therapy Assistant                    | 14    | 1.0                     | 56,160      | 1.0                | 56,160      | 1.0                        | 56,160      |
| 0936  | Stenographer V                                | 13    | 1.0                     | 44,953      | 1.0                | 46,484      | 1.0                        | 46,484      |
|   |   |       | 3.0                     | \$201,412   | 3.0                | \$164,094   | 3.0                        | \$164,094   |
| 04 Quality Services Division                    |   |       |                         |             |                    |             |                            |             |
| 01 Quality Services - 8910494                   |   |       |                         |             |                    |             |                            |             |
| 2012  | Director Of Medical Records Library II        | 23    | 1.0                     | 70,658      |                    |             |                            |             |
| 1724  | Assistant Director Of Quality Assurance       | 21    | 1.0                     | 94,789      | 1.0                | 96,708      | 1.0                        | 96,708      |
| 0829  | Safety Liaison                                | 21    | 1.0                     | 87,397      | 1.0                | 89,154      | 1.0                        | 89,154      |
| 0050  | Administrative Assistant IV                   | 18    | 3.0                     | 216,822     | 3.0                | 216,822     | 3.0                        | 216,822     |
|   |   |       | 6.0                     | \$469,666   | 5.0                | \$402,684   | 5.0                        | \$402,684   |
| 11 Social Services/Utilization Review - 8910498 |   |       |                         |             |                    |             |                            |             |
| 5505  | Clinical Case Manager                         | FC    | 1.0                     | 94,730      | 1.0                | 94,008      | 1.0                        | 94,008      |
| 1524  | Medical Social Worker III                     | 17    | 1.0                     | 68,792      | 1.0                | 71,005      | 1.0                        | 71,005      |
| 0047  | Administrative Assistant II                   | 14    | 1.0                     | 57,255      | 1.0                | 57,255      | 1.0                        | 57,255      |
|   |   |       | 3.0                     | \$220,777   | 3.0                | \$222,268   | 3.0                        | \$222,268   |
| 05 Medical Staff Division                       |   |       |                         |             |                    |             |                            |             |
| 01 Medical Services Administration - 8910499    |   |       |                         |             |                    |             |                            |             |
| 0051  | Administrative Assistant V                    | 20    | 1.0                     | 55,892      | 1.0                | 82,079      | 1.0                        | 82,079      |
| 1727  | Medical Director II-Chief Of Staff            | K12   | 1.0                     | 293,662     | 1.0                | 293,662     | 1.0                        | 293,662     |
|   |   |       | 2.0                     | \$349,554   | 2.0                | \$375,741   | 2.0                        | \$375,741   |
| 03 Medicine - Medical Staff - 8910501           |   |       |                         |             |                    |             |                            |             |
| 0936  | Stenographer V                                | 13    | 1.0                     | 50,879      | 1.0                | 53,328      | 1.0                        | 53,328      |
| 1773  | Medical Department Chairman-Internal Medicine | K12   | 1.0                     | 291,462     | 1.0                | 291,462     | 1.0                        | 291,462     |
| 1653  | Attending Physician Senior 7                  | K07   | 1.0                     | 168,607     | 1.0                | 160,104     | 1.0                        | 160,104     |
| 1652  | Attending Physician Senior 6                  | K06   | 4.0                     | 751,416     | 4.0                | 751,416     | 4.0                        | 751,416     |
|   |   |       | 7.0                     | \$1,262,364 | 7.0                | \$1,256,310 | 7.0                        | \$1,256,310 |
| 04 Surgical - Medical Staff - 8910502           |   |       |                         |             |                    |             |                            |             |
| 4778  | Orthopedic Technologist                       | T16   | 1.0                     | 66,371      | 1.0                | 66,371      | 1.0                        | 66,371      |

PERSONAL SERVICES - SUMMARY OF POSITIONS BY BUSINESS UNIT AND JOB CODE

DEPARTMENT 891 - PROVIDENT HOSPITAL OF COOK COUNTY

| Job Code   | Title  | Grade | 2014 Approved & Adopted |             | Department Request |             | President's Recommendation |             |
|--|--|-------|-------------------------|-------------|--------------------|-------------|----------------------------|-------------|
|  |  |       | FTE Pos.                | Salaries    | FTE Pos.           | Salaries    | FTE Pos.                   | Salaries    |
| 1816   | Physician Assistant I                        | 22    | 3.0                     | 275,840     | 2.0                | 183,392     | 2.0                        | 183,392     |
| 0050   | Administrative Assistant IV                  | 18    | 1.0                     | 72,274      | 1.0                | 72,274      | 1.0                        | 72,274      |
| 2191   | Surgical Assistant                           | 18    | 3.0                     | 213,607     | 3.0                | 214,642     | 3.0                        | 214,642     |
| 1642   | Attending Physician 12                       | K12   | 1.0                     | 225,522     | 1.0                | 250,000     | 1.0                        | 250,000     |
| 1658   | Attending Physician Senior 12                | K12   | 1.0                     | 300,000     | 1.0                | 300,000     | 1.0                        | 300,000     |
| 1780   | Medical Department Chairman-Surgery          | K12   | 1.0                     | 311,157     | 1.0                | 311,157     | 1.0                        | 311,157     |
| 1641   | Attending Physician 11                       | K11   | 1.0                     | 272,040     | 1.0                | 272,040     | 1.0                        | 272,040     |
| 1655   | Attending Physician Senior 9                 | K09   | 1.0                     | 193,894     | 3.0                | 581,682     | 3.0                        | 581,682     |
|  |  |       | 13.0                    | \$1,930,705 | 14.0               | \$2,251,558 | 14.0                       | \$2,251,558 |
| 06 OB/Gyne - Medical Staff - 8910503                 |  |       |                         |             |                    |             |                            |             |
| 1040   | Medical Department Chairman - Obstetrics And | K12   | 1.0                     | 268,047     | 1.0                | 268,047     | 1.0                        | 268,047     |
| 1641   | Attending Physician 11                       | K11   | 2.0                     | 544,080     | 2.0                | 544,080     | 2.0                        | 544,080     |
|  |  |       | 3.0                     | \$812,127   | 3.0                | \$812,127   | 3.0                        | \$812,127   |
| 09 Emergency - Medical Staff - 8910506               |  |       |                         |             |                    |             |                            |             |
| 1816   | Physician Assistant I                        | 22    | 2.0                     | 179,270     | 2.0                | 186,342     | 2.0                        | 186,342     |
| 0050   | Administrative Assistant IV                  | 18    | 1.0                     | 72,274      | 1.0                | 72,274      | 1.0                        | 72,274      |
| 1769   | Medical Department Chairman                  | K12   | 1.0                     | 336,000     | 1.0                | 336,000     | 1.0                        | 336,000     |
| 1648   | Medical Division Chairman 11                 | K11   | 1.0                     | 290,408     | 1.0                | 296,259     | 1.0                        | 296,259     |
| 1657   | Attending Physician Senior 11                | K11   | 1.0                     | 289,740     | 1.0                | 295,578     | 1.0                        | 295,578     |
| 1656   | Attending Physician Senior 10                | K10   | 8.0                     | 2,252,726   | 9.0                | 2,289,247   | 9.0                        | 2,289,247   |
| 1639   | Attending Physician 9                        | K09   | 1.0                     | 228,111     | 2.0                | 433,789     | 2.0                        | 433,789     |
| 1655   | Attending Physician Senior 9                 | K09   | 2.0                     | 467,526     | 2.0                | 467,526     | 2.0                        | 467,526     |
|  |  |       | 17.0                    | \$4,116,055 | 19.0               | \$4,377,015 | 19.0                       | \$4,377,015 |
| 10 Anesthesiology - Medical Staff - 8910507          |  |       |                         |             |                    |             |                            |             |
| 0050   | Administrative Assistant IV                  | 18    | 1.0                     | 72,274      | 1.0                | 72,274      | 1.0                        | 72,274      |
| 1911   | Anesthesia Technician                        | 12    | 1.0                     | 34,414      | 1.0                | 38,883      | 1.0                        | 38,883      |
| 1771   | Medical Department Chairman-Anesthesiology   | K12   | 1.0                     | 322,876     | 1.0                | 322,876     | 1.0                        | 322,876     |
| 1641   | Attending Physician 11                       | K11   | 1.0                     | 272,040     | 1.0                | 272,040     | 1.0                        | 272,040     |
| 1639   | Attending Physician 9                        | K09   | 2.0                     | 427,657     | 1.0                | 233,763     | 1.0                        | 233,763     |
|  |  |       | 6.0                     | \$1,129,261 | 5.0                | \$939,836   | 5.0                        | \$939,836   |
| 11 Pathology - Medical Staff - 8910508               |  |       |                         |             |                    |             |                            |             |
| 1636   | Attending Physician 6                        | K06   | 1.0                     | 187,854     | 1.0                | 187,854     | 1.0                        | 187,854     |
|  |  |       | 1.0                     | \$187,854   | 1.0                | \$187,854   | 1.0                        | \$187,854   |
| 12 Radiology - Medical Staff - 8910509               |  |       |                         |             |                    |             |                            |             |
| 1658   | Attending Physician Senior 12                | K12   | 2.0                     | 600,000     | 2.0                | 600,000     | 2.0                        | 600,000     |
| 1779   | Medical Department Chairman-Radiology        | K12   | 1.0                     | 335,375     | 1.0                | 335,375     | 1.0                        | 335,375     |
|  |  |       | 3.0                     | \$935,375   | 3.0                | \$935,375   | 3.0                        | \$935,375   |
| 16 Infectious Diseases - Medical Staff - 8912043     |  |       |                         |             |                    |             |                            |             |
| 0048   | Administrative Assistant III                 | 16    | 1.0                     | 62,696      | 1.0                | 62,696      | 1.0                        | 62,696      |
| 1957   | Divisional Nursing Director                  | NS3   | 1.0                     | 108,041     | 1.0                | 112,446     | 1.0                        | 112,446     |
| 1956   | Assistant Divisional Nursing Director        | NS2   | 1.0                     | 97,491      | 1.0                | 98,743      | 1.0                        | 98,743      |
| 1652   | Attending Physician Senior 6                 | K06   | 1.0                     | 187,854     | 1.0                | 187,854     | 1.0                        | 187,854     |
|  |  |       | 4.0                     | \$456,082   | 4.0                | \$461,739   | 4.0                        | \$461,739   |
| 17 Cardiology - Medical Staff - 8912044              |  |       |                         |             |                    |             |                            |             |
| 1649   | Medical Division Chairman 12                 | K12   | 1.0                     | 252,430     | 1.0                | 252,430     | 1.0                        | 252,430     |
| 1656   | Attending Physician Senior 10                | K10   | 1.0                     | 249,095     | 1.0                | 249,095     | 1.0                        | 249,095     |
|  |  |       | 2.0                     | \$501,525   | 2.0                | \$501,525   | 2.0                        | \$501,525   |
| 23 Medical Sub-Specialties - Medical Staff - 8910510 |  |       |                         |             |                    |             |                            |             |
| 1815   | Consultant (Physicians)                      |       | 0.5                     | 110,198     | 0.2                | 220,305     | 0.2                        | 220,305     |

PERSONAL SERVICES - SUMMARY OF POSITIONS BY BUSINESS UNIT AND JOB CODE  
DEPARTMENT 891 - PROVIDENT HOSPITAL OF COOK COUNTY

| Job Code                                     | Title                                 | Grade | 2014 Approved & Adopted |             | Department Request |             | President's Recommendation |             |
|--|---------------------------------------|-------|-------------------------|-------------|--------------------|-------------|----------------------------|-------------|
|  |                                       |       | FTE Pos.                | Salaries    | FTE Pos.           | Salaries    | FTE Pos.                   | Salaries    |
| 1985   | Respiratory Therapy Supervisor        | 18    | 1.0                     | 71,782      | 1.0                | 73,230      | 1.0                        | 73,230      |
| 0936   | Stenographer V                        | 13    | 1.0                     | 50,788      | 1.0                | 50,788      | 1.0                        | 50,788      |
|  |                                       |       | 2.5                     | \$232,768   | 2.2                | \$344,323   | 2.2                        | \$344,323   |
| 06 Nursing Division                          |                                       |       |                         |             |                    |             |                            |             |
| 01 Nursing Services Administration - 8910511 |                                       |       |                         |             |                    |             |                            |             |
| 5388   | House Administrator                   | NS2   | 4.0                     | 384,948     | 4.0                | 353,541     | 4.0                        | 353,541     |
| 0047   | Administrative Assistant II           | 14    | 1.0                     | 54,528      | 1.0                | 54,528      | 1.0                        | 54,528      |
| 0936   | Stenographer V                        | 13    | 1.0                     | 50,788      | 1.0                | 50,788      | 1.0                        | 50,788      |
| 1722   | Associate Director Of Nursing Service | NS4   | 1.0                     | 127,479     | 1.0                | 130,048     | 1.0                        | 130,048     |
|  |                                       |       | 7.0                     | \$617,743   | 7.0                | \$588,905   | 7.0                        | \$588,905   |
| 03 Emergency Room Nursing - 8910512          |                                       |       |                         |             |                    |             |                            |             |
| 5384   | Nurse Coordinator II                  | NS2   | 1.0                     | 99,128      | 1.0                | 99,228      | 1.0                        | 99,228      |
| 0253   | Business Manager III                  | 22    |                         |             | 1.0                | 67,557      | 1.0                        | 67,557      |
| 1050   | Patient Service Coordinator           | 14    | 2.0                     | 107,161     | 2.0                | 109,149     | 2.0                        | 109,149     |
| 1941   | Clinical Nurse I                      | FA    | 25.0                    | 2,108,008   | 25.0               | 2,097,189   | 25.0                       | 2,097,189   |
| 1942   | Clinical Nurse II                     | FB    | 3.0                     | 243,815     | 2.8                | 237,472     | 2.8                        | 237,472     |
| 1943   | Nurse Clinician                       | FC    | 1.0                     | 96,835      | 1.0                | 96,835      | 1.0                        | 96,835      |
| 0901   | Ward Clerk (Provident)                | CE    | 5.0                     | 180,238     | 5.0                | 181,505     | 5.0                        | 181,505     |
| 1961   | Attendant Patient Care                | CD    | 3.0                     | 106,395     | 3.0                | 107,610     | 3.0                        | 107,610     |
|  |                                       |       | 40.0                    | \$2,941,580 | 40.8               | \$2,996,545 | 40.8                       | \$2,996,545 |
| 04 Preoperative Nursing - 8910513            |                                       |       |                         |             |                    |             |                            |             |
| 5384   | Nurse Coordinator II                  | NS2   | 1.0                     | 99,228      | 1.0                | 99,228      | 1.0                        | 99,228      |
| 0048   | Administrative Assistant III          | 16    | 1.0                     | 62,696      | 1.0                | 62,696      | 1.0                        | 62,696      |
| 1964   | Operating Room Technician             | 12    | 3.0                     | 128,287     | 3.0                | 132,954     | 3.0                        | 132,954     |
| 1941   | Clinical Nurse I                      | FA    | 4.0                     | 351,912     | 5.0                | 408,308     | 5.0                        | 408,308     |
| 1942   | Clinical Nurse II                     | FB    | 1.0                     | 92,199      | 1.0                | 92,199      | 1.0                        | 92,199      |
| 1943   | Nurse Clinician                       | FC    | 1.0                     | 96,835      | 1.0                | 96,835      | 1.0                        | 96,835      |
| 0901   | Ward Clerk (Provident)                | CE    | 1.0                     | 37,474      | 1.0                | 37,474      | 1.0                        | 37,474      |
| 1961   | Attendant Patient Care                | CD    | 2.0                     | 68,549      | 2.0                | 68,802      | 2.0                        | 68,802      |
|  |                                       |       | 14.0                    | \$937,180   | 15.0               | \$998,496   | 15.0                       | \$998,496   |
| 06 Staff and Patient Resources - 8910515     |                                       |       |                         |             |                    |             |                            |             |
| 0048   | Administrative Assistant III          | 16    | 1.0                     | 62,696      | 1.0                | 62,696      | 1.0                        | 62,696      |
| 1943   | Nurse Clinician                       | FC    | 1.0                     | 96,835      | 1.0                | 96,835      | 1.0                        | 96,835      |
|  |                                       |       | 2.0                     | \$159,531   | 2.0                | \$159,531   | 2.0                        | \$159,531   |
| 07 Patient Transportation Services - 8910516 |                                       |       |                         |             |                    |             |                            |             |
| 1967   | Transporter CCH                       | CC    | 6.0                     | 210,814     | 6.0                | 211,798     | 6.0                        | 211,798     |
|  |                                       |       | 6.0                     | \$210,814   | 6.0                | \$211,798   | 6.0                        | \$211,798   |
| 13 Recovery Room Nursing - 8910521           |                                       |       |                         |             |                    |             |                            |             |
| 1941   | Clinical Nurse I                      | FA    | 5.0                     | 436,057     | 6.0                | 495,413     | 6.0                        | 495,413     |
| 1942   | Clinical Nurse II                     | FB    | 1.0                     | 92,199      | 1.0                | 92,199      | 1.0                        | 92,199      |
| 0901   | Ward Clerk (Provident)                | CE    | 1.0                     | 37,474      | 1.0                | 37,474      | 1.0                        | 37,474      |
|  |                                       |       | 7.0                     | \$565,730   | 8.0                | \$625,086   | 8.0                        | \$625,086   |
| 14 Central Sterile Processing - 8910522      |                                       |       |                         |             |                    |             |                            |             |
| 1220   | Inventory Control Technician          | 14    | 1.0                     | 54,528      | 1.0                | 57,255      | 1.0                        | 57,255      |
| 0927   | Administrative Aide (CCU)             | CE    | 1.0                     | 35,685      | 1.0                | 35,685      | 1.0                        | 35,685      |
| 4780   | Sterile Processing Technician         | 11    | 1.0                     | 41,625      | 1.0                | 41,625      | 1.0                        | 41,625      |
|  |                                       |       | 3.0                     | \$131,838   | 3.0                | \$134,565   | 3.0                        | \$134,565   |
| 15 Medical Unit - 8 West - 8910523           |                                       |       |                         |             |                    |             |                            |             |
| 5384   | Nurse Coordinator II                  | NS2   | 1.0                     | 99,128      | 1.0                | 75,018      | 1.0                        | 75,018      |
| 2086   | Electrocardiogram Technician          | 10    | 3.0                     | 96,538      | 3.0                | 102,536     | 3.0                        | 102,536     |

PERSONAL SERVICES - SUMMARY OF POSITIONS BY BUSINESS UNIT AND JOB CODE

DEPARTMENT 891 - PROVIDENT HOSPITAL OF COOK COUNTY

| Job Code  | Title   | Grade | 2014 Approved & Adopted |             | Department Request |             | President's Recommendation |             |
|---|---|-------|-------------------------|-------------|--------------------|-------------|----------------------------|-------------|
|   |   |       | FTE Pos.                | Salaries    | FTE Pos.           | Salaries    | FTE Pos.                   | Salaries    |
| 1941  | Clinical Nurse I                                | FA    | 21.0                    | 1,817,470   | 20.0               | 1,720,629   | 20.0                       | 1,720,629   |
| 1942  | Clinical Nurse II                               | FB    | 3.0                     | 276,597     | 3.0                | 243,814     | 3.0                        | 243,814     |
| 1943  | Nurse Clinician                                 | FC    | 1.0                     | 96,835      | 1.0                | 75,232      | 1.0                        | 75,232      |
| 0901  | Ward Clerk (Provident)                          | CE    | 6.0                     | 215,648     | 5.0                | 180,479     | 5.0                        | 180,479     |
| 1961  | Attendant Patient Care                          | CD    | 9.0                     | 316,755     | 9.0                | 321,878     | 9.0                        | 321,878     |
|   |   |       | 44.0                    | \$2,918,971 | 42.0               | \$2,719,586 | 42.0                       | \$2,719,586 |
| 07 Facility Operations Division                 |   |       |                         |             |                    |             |                            |             |
| 01 Facility Operations Administration - 8910529 |   |       |                         |             |                    |             |                            |             |
| 2085  | Director Of Plant Operations                    | 24    | 1.0                     | 112,783     | 1.0                | 112,783     | 1.0                        | 112,783     |
| 0050  | Administrative Assistant IV                     | 18    | 1.0                     | 59,396      | 1.0                | 62,324      | 1.0                        | 62,324      |
| 0048  | Administrative Assistant III                    | 16    | 1.0                     | 62,696      | 1.0                | 62,696      | 1.0                        | 62,696      |
|   |   |       | 3.0                     | \$234,875   | 3.0                | \$237,803   | 3.0                        | \$237,803   |
| 02 Environmental Services - 8910530             |   |       |                         |             |                    |             |                            |             |
| 0936  | Stenographer V                                  | 13    | 1.0                     | 53,328      | 1.0                | 53,328      | 1.0                        | 53,328      |
| 2420  | Building Service Supervisor                     | 12    | 2.0                     | 93,915      | 2.0                | 95,585      | 2.0                        | 95,585      |
| 2146  | Building Service Leader                         | CG    | 3.0                     | 115,524     | 1.0                | 38,508      | 1.0                        | 38,508      |
| 2458  | Building Service Worker-Provident Hospital      | CF    | 21.0                    | 785,623     | 20.0               | 744,281     | 20.0                       | 744,281     |
|   |   |       | 27.0                    | \$1,048,390 | 24.0               | \$931,702   | 24.0                       | \$931,702   |
| 03 Plant Operations - 8910531                   |   |       |                         |             |                    |             |                            |             |
| 2451  | Operating Engineer I                            | X     | 4.0                     | 347,360     | 5.0                | 457,290     | 5.0                        | 457,290     |
| 2452  | Operating Engineer II                           | X     | 1.0                     | 91,396      | 1.0                | 96,263      | 1.0                        | 96,263      |
| 2453  | Operating Engineer III                          | X     | 1.0                     | 100,652     | 1.0                | 105,893     | 1.0                        | 105,893     |
| 2443  | Fireman   | X     | 1.0                     | 68,848      | 1.0                | 68,846      | 1.0                        | 68,846      |
|   |   |       | 7.0                     | \$608,256   | 8.0                | \$728,292   | 8.0                        | \$728,292   |
| 04 Plant Maintenance - 8910532                  |   |       |                         |             |                    |             |                            |             |
| 2392  | Laborer   | X     | 1.0                     | 75,296      | 1.0                | 76,960      | 1.0                        | 76,960      |
| 2317  | Carpenter                                       | X     | 2.0                     | 172,724     | 2.0                | 176,884     | 2.0                        | 176,884     |
| 2324  | Electrician                                     | X     | 2.0                     | 174,720     | 2.0                | 178,880     | 2.0                        | 178,880     |
| 2331  | Machinist                                       | X     | 1.0                     | 90,584      | 1.0                | 91,354      | 1.0                        | 91,354      |
| 2350  | Plumber   | X     | 1.0                     | 93,600      | 1.0                | 95,784      | 1.0                        | 95,784      |
| 2354  | Painter   | X     | 2.0                     | 166,400     | 2.0                | 169,520     | 2.0                        | 169,520     |
| 2381  | Motor Vehicle Driver I                          | X     | 1.0                     | 70,408      | 1.0                | 70,408      | 1.0                        | 70,408      |
|   |   |       | 10.0                    | \$843,732   | 10.0               | \$859,790   | 10.0                       | \$859,790   |
| 06 Communications - 8910533                     |   |       |                         |             |                    |             |                            |             |
| 0048  | Administrative Assistant III                    | 16    | 1.0                     | 60,859      | 1.0                | 62,696      | 1.0                        | 62,696      |
| 0911  | Senior Clerk                                    | 09    | 2.0                     | 78,799      | 2.0                | 74,516      | 2.0                        | 74,516      |
| 1002  | Telephone Operator II                           | 09    | 1.0                     | 43,338      | 2.0                | 68,476      | 2.0                        | 68,476      |
|   |   |       | 4.0                     | \$182,996   | 5.0                | \$205,688   | 5.0                        | \$205,688   |
| 08 Biomedical Engineering - 8910535             |   |       |                         |             |                    |             |                            |             |
| 2091  | Bio-Medical Engineer                            | 20    | 1.0                     | 76,572      | 1.0                | 78,117      | 1.0                        | 78,117      |
|   |   |       | 1.0                     | \$76,572    | 1.0                | \$78,117    | 1.0                        | \$78,117    |
| 08 Pharmacy                                     |   |       |                         |             |                    |             |                            |             |
| 01 Pharmacy Outpatient Services - 8910801       |   |       |                         |             |                    |             |                            |             |
| 0048  | Administrative Assistant III                    | 16    |                         |             | 1.0                | 59,051      | 1.0                        | 59,051      |
| 4718  | Pharmacy Supervisor IV                          | RX4   |                         |             | 1.0                | 127,859     | 1.0                        | 127,859     |
| 1878  | Pharmacist                                      | RX1   |                         |             | 11.0               | 1,278,629   | 11.0                       | 1,278,629   |
| 2051  | Pharmacy Technician (As Required Not To Exceed) | PB    |                         |             | 12.0               | 585,919     | 12.0                       | 585,919     |
|   |   |       |                         |             | 25.0               | \$2,051,458 | 25.0                       | \$2,051,458 |
| 16 Pharmacy Inpatient Services - 8910490        |   |       |                         |             |                    |             |                            |             |
| 1874  | Director Of Pharmacy II                         | 24    |                         |             | 1.0                | 142,823     | 1.0                        | 142,823     |

PERSONAL SERVICES - SUMMARY OF POSITIONS BY BUSINESS UNIT AND JOB CODE  
DEPARTMENT 891 - PROVIDENT HOSPITAL OF COOK COUNTY

| Job Code                            | Title   | Grade | 2014 Approved & Adopted |                     | Department Request |                     | President's Recommendation |                     |
|-------------------------------------|---|-------|-------------------------|---------------------|--------------------|---------------------|----------------------------|---------------------|
|                                     |   |       | FTE Pos.                | Salaries            | FTE Pos.           | Salaries            | FTE Pos.                   | Salaries            |
| 1878                                | Pharmacist                                      | RX1   |                         |                     | 3.0                | 348,717             | 3.0                        | 348,717             |
| 2051                                | Pharmacy Technician (As Required Not To Exceed) | PB    |                         |                     | 2.0                | 101,126             | 2.0                        | 101,126             |
|                                     |   |       |                         |                     | 6.0                | \$592,666           | 6.0                        | \$592,666           |
| 20 Material Services Division       |   |       |                         |                     |                    |                     |                            |                     |
| 01 Material Management - 8910536    |   |       |                         |                     |                    |                     |                            |                     |
| 1234                                | Storekeeper IV                                  | 12    | 2.0                     | 95,041              | 2.0                | 96,287              | 2.0                        | 96,287              |
| 1240                                | Storekeeper Leadman/JHS/ACHN/CHS                | CG    | 2.0                     | 74,948              | 2.0                | 71,662              | 2.0                        | 71,662              |
| 1968                                | Scheduler/Dispatcher                            | CE    | 1.0                     | 37,474              | 1.0                | 37,474              | 1.0                        | 37,474              |
|                                     |   |       | 5.0                     | \$207,463           | 5.0                | \$205,423           | 5.0                        | \$205,423           |
| <b>Total Salaries and Positions</b> |   |       | <b>357.5</b>            | <b>\$30,332,988</b> | <b>386.0</b>       | <b>\$33,225,883</b> | <b>386.0</b>               | <b>\$33,225,883</b> |
| <b>Turnover Adjustment</b>          |   |       |                         | <b>(1,439,815)</b>  |                    | <b>(2,040,132)</b>  |                            | <b>(2,040,132)</b>  |
| <b>Operating Funds Total</b>        |   |       | <b>357.5</b>            | <b>\$28,893,173</b> | <b>386.0</b>       | <b>\$31,185,751</b> | <b>386.0</b>               | <b>\$31,185,751</b> |

PERSONAL SERVICES - SUMMARY OF POSITIONS BY GRADE  
DEPARTMENT 891 - PROVIDENT HOSPITAL OF COOK COUNTY

| Grade                               | 2014 Approved & Adopted |                     | Department Request |                     | President's Recommendation |                     |
|-------------------------------------|-------------------------|---------------------|--------------------|---------------------|----------------------------|---------------------|
|                                     | FTE Pos.                | Salaries            | FTE Pos.           | Salaries            | FTE Pos.                   | Salaries            |
|                                     | 0.5                     | 110,198             | 0.2                | 220,305             | 0.2                        | 220,305             |
| X                                   | 17.0                    | 1,451,988           | 18.0               | 1,588,082           | 18.0                       | 1,588,082           |
| T16                                 | 12.0                    | 748,470             | 12.0               | 755,294             | 12.0                       | 755,294             |
| RX4                                 |                         |                     | 1.0                | 127,859             | 1.0                        | 127,859             |
| RX1                                 |                         |                     | 14.0               | 1,627,346           | 14.0                       | 1,627,346           |
| PB                                  |                         |                     | 14.0               | 687,045             | 14.0                       | 687,045             |
| NS4                                 | 1.0                     | 127,479             | 1.0                | 130,048             | 1.0                        | 130,048             |
| NS3                                 | 1.0                     | 108,041             | 1.0                | 112,446             | 1.0                        | 112,446             |
| NS2                                 | 8.0                     | 779,923             | 8.0                | 725,758             | 8.0                        | 725,758             |
| K12                                 | 12.0                    | 3,536,531           | 12.0               | 3,561,009           | 12.0                       | 3,561,009           |
| K11                                 | 6.0                     | 1,668,308           | 6.0                | 1,679,997           | 6.0                        | 1,679,997           |
| K10                                 | 9.0                     | 2,501,821           | 10.0               | 2,538,342           | 10.0                       | 2,538,342           |
| K09                                 | 6.0                     | 1,317,188           | 8.0                | 1,716,760           | 8.0                        | 1,716,760           |
| K07                                 | 1.0                     | 168,607             | 1.0                | 160,104             | 1.0                        | 160,104             |
| K06                                 | 6.0                     | 1,127,124           | 6.0                | 1,127,124           | 6.0                        | 1,127,124           |
| FC                                  | 6.0                     | 578,905             | 6.0                | 556,580             | 6.0                        | 556,580             |
| FB                                  | 8.0                     | 704,810             | 7.8                | 665,684             | 7.8                        | 665,684             |
| FA                                  | 55.0                    | 4,713,447           | 56.0               | 4,721,539           | 56.0                       | 4,721,539           |
| CG                                  | 10.0                    | 375,536             | 8.0                | 295,234             | 8.0                        | 295,234             |
| CF                                  | 21.0                    | 785,623             | 20.0               | 744,281             | 20.0                       | 744,281             |
| CE                                  | 16.0                    | 580,200             | 15.0               | 547,565             | 15.0                       | 547,565             |
| CD                                  | 14.0                    | 491,699             | 14.0               | 498,290             | 14.0                       | 498,290             |
| CC                                  | 6.0                     | 210,814             | 6.0                | 211,798             | 6.0                        | 211,798             |
| 24                                  | 3.0                     | 322,248             | 4.0                | 465,071             | 4.0                        | 465,071             |
| 23                                  | 1.0                     | 70,658              | 1.0                | 70,658              | 1.0                        | 70,658              |
| 22                                  | 7.0                     | 659,434             | 7.0                | 645,726             | 7.0                        | 645,726             |
| 21                                  | 5.0                     | 449,904             | 6.0                | 452,922             | 6.0                        | 452,922             |
| 20                                  | 5.0                     | 354,789             | 5.0                | 385,874             | 5.0                        | 385,874             |
| 18                                  | 15.0                    | 1,052,755           | 14.0               | 979,542             | 14.0                       | 979,542             |
| 17                                  | 9.0                     | 567,747             | 9.0                | 577,734             | 9.0                        | 577,734             |
| 16                                  | 21.0                    | 1,294,787           | 21.0               | 1,304,337           | 21.0                       | 1,304,337           |
| 15                                  | 1.0                     | 61,635              |                    |                     |                            |                     |
| 14                                  | 12.0                    | 650,588             | 11.0               | 601,525             | 11.0                       | 601,525             |
| 13                                  | 10.0                    | 486,332             | 9.0                | 455,188             | 9.0                        | 455,188             |
| 12                                  | 10.0                    | 451,245             | 10.0               | 463,297             | 10.0                       | 463,297             |
| 11                                  | 28.0                    | 1,239,558           | 28.0               | 1,217,801           | 28.0                       | 1,217,801           |
| 10                                  | 9.0                     | 340,884             | 9.0                | 348,717             | 9.0                        | 348,717             |
| 09                                  | 6.0                     | 243,712             | 7.0                | 259,001             | 7.0                        | 259,001             |
| <b>Total Salaries and Positions</b> | <b>357.5</b>            | <b>\$30,332,988</b> | <b>386.0</b>       | <b>\$33,225,883</b> | <b>386.0</b>               | <b>\$33,225,883</b> |
| <b>Turnover Adjustment</b>          |                         | <b>(1,439,815)</b>  |                    | <b>(2,040,132)</b>  |                            | <b>(2,040,132)</b>  |
| <b>Operating Funds Total</b>        | <b>357.5</b>            | <b>\$28,893,173</b> | <b>386.0</b>       | <b>\$31,185,751</b> | <b>386.0</b>               | <b>\$31,185,751</b> |



DEPARTMENT OVERVIEW

893 AMBULATORY AND COMMUNITY HEALTH NETWORK OF COOK COUNTY

Mission

To deliver quality health services with dignity and respect regardless of a patient's ability to pay, partner with communities and providers to enhance the health of the public, and advocate for policies that promote the physical and mental well-being of Cook County's residents.

Mandates and Key Activities

- Attain three year reaccreditation from The Joint Commission
- Attain primary care medical home certification for ACHN Clinics from the nationally recognized Joint Commission
- Report quality and satisfaction indicators as required by Illinois Department of Public Health Report Card and Medicare
- Comply with Illinois Department of Public Health and the Illinois Health Facilities Services and Review Board regulations
- Provide access to a full array of specialty care at Stroger Hospital, Provident Hospital and Oak Forest Health Center (OFHC) for patients in network and in managed care plans

Discussion of 2014 Activities and 2015 Initiatives

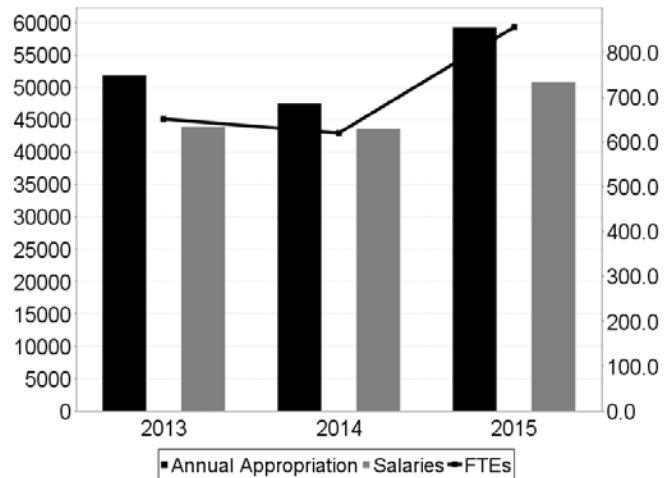
In FY 2014, the Ambulatory and Community Health Network received reaccreditation from the Joint Commission for three years.

CCHHS enhanced services at both the OFHC and the Sengstacke clinic. At OFHC, improved diagnostic services were operationalized while podiatry and ophthalmology services were relocated to provide all outpatient services in one building – changes designed to improve the patient experience. At Sengstacke ambulatory space was expanded providing for the addition of specialty services.

ACHN sites initiated more than 30,000 CountyCare applications. As part of CCHHS' efforts to improve the delivery of care, ACHN is implementing a patient centered medical home model and expanding behavioral health services to integrate with the primary care medical home.

Efforts for 2015 include attaining primary care medical home certification for ACHN Clinics from the nationally recognized Joint Commission, the development of a call center and centralized scheduling function to improve patient access and provide a better patient experience. Other patient-focused initiatives are designed to decrease wait times, improve facility appearance and care coordination.

| Appropriations (\$ thousands) |              |                             |                  |
|-------------------------------|--------------|-----------------------------|------------------|
| Fund Category                 | 2013 Adopted | 2014 Adjusted Appropriation | 2015 Recommended |
| Health Fund                   | 51,815.9     | 47,489.0                    | 59,280.6         |
| FTE Positions                 | 652.0        | 620.0                       | 855.7            |



STAR Goals/Key Performance Indicators

- ★ Percent of up-to-date pediatric immunizations in children at 24 months: Target is 90% for 2014, the current (CY14 Q2) percentage is 87%. ACHN is working in all clinics that see children to improve our immunization rates, with steady improvements over time.
- ★ % of diabetics age 18-65 with at least one HgA1C in the last year: Target is 82% for 2014, the current (CY14 Q2) percentage is 92%.
- ★ Ease of getting the clinic on the phone: Target is 75% for 2014, the current (CY14 Q2) percentage is 59.5%. ACHN is working to improve phone courtesy and responsiveness through the analysis of data collection. Major initiative in 2015 is creation of a call center to handle expected growth in call volume.
- ★ Moving through the visit (reducing wait time): Target is 75% for 2014, the current (CY14 Q2) percentage is 67.5%. ACHN is working to improve phone courtesy and responsiveness through the analysis of data collection.

| STAR Performance Data   |         |                      |                |
|---|---------|----------------------|----------------|
| Performance Indicator   | FY 2013 | FY 2014 Projected YE | FY 2015 Target |
| Percent of diabetics age 18-65 with at least one HgA1C in last year | 91%     | 92%                  | 95%            |
| % of up-to-date pediatric immunizations in children at 24 months    | 75%     | 87%                  | 90%            |
| % Ease of getting clinic on the phone                               | 60.1%   | 59.5%                | 75%            |
| % Moving through the clinic visit                                   | 65.3%   | 67.5%                | 75%            |

DISTRIBUTION BY APPROPRIATION CLASSIFICATION

DEPARTMENT 893 - AMBULATORY AND COMMUNITY HEALTH NETWORK OF COOK COUNTY

| Account   | 2014 Expend.<br>As Of 09-30-14 | 2014 Adjusted<br>Appropriation | Department<br>Request | President's<br>Recommendation | Difference        |
|---|--------------------------------|--------------------------------|-----------------------|-------------------------------|-------------------|
| <b>Personal Services</b>  |                                |                                |                       |                               |                   |
| 110/501010 Salaries and Wages of Regular Employees                              | 30,557,414                     | 38,985,406                     | 50,852,988            | 50,852,988                    | 11,867,582        |
| 120/501210 Overtime Compensation  | 510,317                        | 500,000                        | 485,000               | 485,000                       | (15,000)          |
| 133/501360 Per Diem Personnel   |                                |                                | 223,649               | 223,649                       | 223,649           |
| 136/501400 Differential Pay   | 484,050                        | 325,000                        | 200,000               | 200,000                       | (125,000)         |
| 155/501420 Medical Practitioners As Required                                    |                                | 2                              |                       |                               | (2)               |
| 170/501510 Mandatory Medicare Costs   | 252,182                        | 384,851                        | 750,563               | 750,563                       | 365,712           |
| 183/501770 Seminars for Professional Employees                                  | 1,139                          | 3,000                          | 10,000                | 10,000                        | 7,000             |
| 185/501810 Professional and Technical Membership Fees                           |                                | 2,100                          | 6,100                 | 6,100                         | 4,000             |
| 186/501860 Training Programs for Staff Personnel                                | 1,742                          | 20,000                         | 29,750                | 29,750                        | 9,750             |
| 190/501970 Transportation and Other Travel Expenses for Employees               | 5,449                          | 20,500                         | 26,200                | 26,200                        | 5,700             |
| <b>Personal Services Total</b>  | <b>31,812,292</b>              | <b>40,240,859</b>              | <b>52,584,250</b>     | <b>52,584,250</b>             | <b>12,343,391</b> |
| <b>Contractual Services</b>   |                                |                                |                       |                               |                   |
| 213/520010 Ambulance and Patient Transportation Service                         | 230,056                        | 679,000                        | 500,000               | 500,000                       | (179,000)         |
| 215/520050 Scavenger Services   | 9,341                          | 21,016                         | 22,166                | 22,166                        | 1,150             |
| 217/520100 Transportation for Specific Activities and Purposes                  | 181,402                        | 465,600                        | 400,000               | 400,000                       | (65,600)          |
| 225/520260 Postage  | 28                             | 2,466                          | 31,391                | 31,391                        | 28,925            |
| 228/520280 Delivery Services  |                                | 1,940                          | 2,000                 | 2,000                         | 60                |
| 235/520390 Contractual Maintenance Services                                     | 634,180                        | 963,175                        | 788,000               | 788,000                       | (175,175)         |
| 240/520490 External Graphics and Reproduction Services                          | 27,709                         | 106,458                        | 89,246                | 89,246                        | (17,212)          |
| 246/520650 Imaging of Records   | 363                            | 29,585                         | 15,000                | 15,000                        | (14,585)          |
| 260/520830 Professional and Managerial Services                                 | 368,826                        | 866,695                        | 895,500               | 895,500                       | 28,805            |
| 268/521030 Court Reporting, Stenographic, Transcribing, or Interpreter Services | 82,503                         | 113,244                        | 117,000               | 117,000                       | 3,756             |
| 275/521120 Registry Services  | 375,000                        | 776,000                        | 700,000               | 700,000                       | (76,000)          |
| 278/521200 Laboratory Related Services  | 1,800                          | 404,005                        | 401,500               | 401,500                       | (2,505)           |
| <b>Contractual Services Total</b>   | <b>1,911,209</b>               | <b>4,429,184</b>               | <b>3,961,803</b>      | <b>3,961,803</b>              | <b>(467,381)</b>  |
| <b>Supplies and Materials</b>   |                                |                                |                       |                               |                   |
| 310/530010 Food Supplies  | 1,562                          | 10,185                         | 8,725                 | 8,725                         | (1,460)           |
| 320/530100 Wearing Apparel  |                                | 955                            | 2,000                 | 2,000                         | 1,045             |
| 333/530270 Institutional Supplies   | 19,654                         | 85,360                         | 50,000                | 50,000                        | (35,360)          |
| 350/530600 Office Supplies  | 34,650                         | 82,450                         | 113,300               | 113,300                       | 30,850            |
| 353/530640 Books, Periodicals, Publications, Archives and Data Services         | 1,184                          | 27,000                         | 27,000                | 27,000                        |                   |
| 355/530700 Photographic and Reproduction Supplies                               | 17,299                         | 67,900                         | 61,000                | 61,000                        | (6,900)           |
| 360/530790 Medical, Dental, and Laboratory Supplies                             | (173,701)                      | 266,750                        | 529,500               | 529,500                       | 262,750           |
| 362/531200 Surgical Supplies  | 4,020                          | 237,650                        | 265,000               | 265,000                       | 27,350            |
| 365/531420 Clinical Laboratory Supplies   |                                | 28,615                         | 30,000                | 30,000                        | 1,385             |
| 367/531500 X-ray (Radiology)Supplies  | 4,451                          | 24,250                         | 25,000                | 25,000                        | 750               |
| 388/531650 Computer Operation Supplies  |                                | 9,700                          | 10,000                | 10,000                        | 300               |
| <b>Supplies and Materials Total</b>   | <b>(90,881)</b>                | <b>840,815</b>                 | <b>1,121,525</b>      | <b>1,121,525</b>              | <b>280,710</b>    |
| <b>Operations and Maintenance</b>   |                                |                                |                       |                               |                   |
| 402/540030 Water and Sewer  | 6,283                          | 17,266                         | 20,500                | 20,500                        | 3,234             |
| 410/540050 Electricity  | 78,314                         | 128,132                        | 139,017               | 139,017                       | 10,885            |
| 422/540070 Gas  | 37,567                         | 52,089                         | 70,500                | 70,500                        | 18,411            |
| 440/540130 Maintenance and Repair of Office Equipment                           |                                | 4,000                          | 4,000                 | 4,000                         |                   |
| 442/540200 Maintenance and Repair of Medical, Dental and Laboratory Equipment   | 356,265                        | 460,750                        | 488,767               | 488,767                       | 28,017            |
| 450/540350 Maintenance and Repair of Plant Equipment                            | 245,633                        | 252,743                        | 263,060               | 263,060                       | 10,317            |
| 461/540370 Maintenance of Facilities  | 117,581                        | 194,485                        | 194,500               | 194,500                       | 15                |
| <b>Operations and Maintenance Total</b>   | <b>841,644</b>                 | <b>1,109,465</b>               | <b>1,180,344</b>      | <b>1,180,344</b>              | <b>70,879</b>     |

DISTRIBUTION BY APPROPRIATION CLASSIFICATION

DEPARTMENT 893 - AMBULATORY AND COMMUNITY HEALTH NETWORK OF COOK COUNTY

| Account  | 2014 Expend.<br>As Of 09-30-14 | 2014 Adjusted<br>Appropriation | Department<br>Request | President's<br>Recommendation | Difference        |
|--|--------------------------------|--------------------------------|-----------------------|-------------------------------|-------------------|
| <b>Rental and Leasing</b>  |                                |                                |                       |                               |                   |
| 630/550010 Rental of Office Equipment                                    |                                | 50,799                         | 79,000                | 79,000                        | 28,201            |
| 660/550130 Rental of Facilities  | 778,446                        | 930,405                        | 511,185               | 511,185                       | (419,220)         |
| <b>Rental and Leasing Total</b>  | <b>778,446</b>                 | <b>981,204</b>                 | <b>590,185</b>        | <b>590,185</b>                | <b>(391,019)</b>  |
| <b>Contingency and Special Purposes</b>                                  |                                |                                |                       |                               |                   |
| 819/580420 Appropriation Transfer for Reimbursement from Designated Fund | (78,750)                       | (112,500)                      | (157,500)             | (157,500)                     | (45,000)          |
| <b>Contingency and Special Purposes Total</b>                            | <b>(78,750)</b>                | <b>(112,500)</b>               | <b>(157,500)</b>      | <b>(157,500)</b>              | <b>(45,000)</b>   |
| <b>Operating Funds Total</b>   | <b>35,173,961</b>              | <b>47,489,027</b>              | <b>59,280,607</b>     | <b>59,280,607</b>             | <b>11,791,580</b> |
| <b>(717) New/Replacement Capital Equipment - 71700893</b>                |                                |                                |                       |                               |                   |
| 540/560430 Medical, Dental and Laboratory Equipment                      | 211,308                        | 1,245,071                      | 1,216,654             | 1,216,654                     | (28,417)          |
|  | 211,308                        | 1,245,071                      | 1,216,654             | 1,216,654                     | (28,417)          |
| <b>Capital Equipment Request Total</b>                                   | <b>211,308</b>                 | <b>1,245,071</b>               | <b>1,216,654</b>      | <b>1,216,654</b>              | <b>(28,417)</b>   |

PERSONAL SERVICES - SUMMARY OF POSITIONS BY BUSINESS UNIT AND JOB CODE  
DEPARTMENT 893 - AMBULATORY AND COMMUNITY HEALTH NETWORK OF COOK COUNTY

| Job Code   | Title   | Grade | 2014 Approved & Adopted |             | Department Request |             | President's Recommendation |             |
|--|---|-------|-------------------------|-------------|--------------------|-------------|----------------------------|-------------|
|  |   |       | FTE Pos.                | Salaries    | FTE Pos.           | Salaries    | FTE Pos.                   | Salaries    |
| <b>01 Administration</b>                             |   |       |                         |             |                    |             |                            |             |
| <b>01 General Administration - 8930417</b>           |   |       |                         |             |                    |             |                            |             |
| 5908   | Director of Nursing & Care Management Services, PCMH Outpatient Services        | NS3   |                         |             | 1.0                | 96,265      | 1.0                        | 96,265      |
| 5906   | Nursing & Care Management Specialist (PCMH Outpatient Services)                 | NS2   |                         |             | 1.0                | 75,018      | 1.0                        | 75,018      |
| 5989   | Medical Director-Outpatient Services  | K09   | 1.0                     | 265,339     | 1.0                | 265,339     | 1.0                        | 265,339     |
| 5914   | Director, Regional Operations Central Campus                                    | K     |                         |             | 1.0                | 145,000     | 1.0                        | 145,000     |
| 5909   | Director of Operations, PCMH Outpatient Services                                | 24    | 1.0                     | 119,996     | 1.0                | 119,996     | 1.0                        | 119,996     |
| 5911   | Director, Regional Operations Oak Forest Health Center / South Suburban Cluster | 24    |                         |             | 1.0                | 145,001     | 1.0                        | 145,001     |
| 5947   | Chief Operating Officer, Ambulatory Services                                    | 24    | 1.0                     | 275,000     | 1.0                | 275,000     | 1.0                        | 275,000     |
| 5970   | Director, North / West Cluster  | 24    |                         |             | 1.0                | 115,000     | 1.0                        | 115,000     |
| 5971   | Director, South Clinic Cluster  | 24    |                         |             | 1.0                | 125,000     | 1.0                        | 125,000     |
| 5972   | Director, Clinic Design   | 24    |                         |             | 1.0                | 125,000     | 1.0                        | 125,000     |
| 5977   | Director, Specialty Clinics   | 24    |                         |             | 1.0                | 115,000     | 1.0                        | 115,000     |
| 1687   | Assistant Administrator   | 23    |                         |             | 1.0                | 70,658      | 1.0                        | 70,658      |
| 5905   | Clinical Decision Support Analyst (PCMH Outpatient Services)                    | 23    |                         |             | 2.0                | 148,901     | 2.0                        | 148,901     |
| 0111   | Director of Financial Control II  | 21    |                         |             | 1.0                | 61,450      | 1.0                        | 61,450      |
| 0293   | Administrative Analyst III  | 21    | 1.0                     | 79,280      |                    |             |                            |             |
| 0051   | Administrative Assistant V  | 20    | 2.0                     | 111,784     | 2.0                | 159,304     | 2.0                        | 159,304     |
| 0050   | Administrative Assistant IV   | 18    | 1.0                     | 62,324      | 2.0                | 111,329     | 2.0                        | 111,329     |
| 1121   | Data Control Supervisor   | 14    |                         |             | 1.0                | 34,976      | 1.0                        | 34,976      |
| 0919   | Business Office Supervisor  | 13    | 3.0                     | 159,984     |                    |             |                            |             |
| 0907   | Clerk V   | 11    |                         |             | 1.0                | 46,493      | 1.0                        | 46,493      |
| 0935   | Stenographer IV   | 11    | 1.0                     | 46,493      | 1.0                | 46,493      | 1.0                        | 46,493      |
| 0906   | Clerk IV  | 09    |                         |             |                    | 1           |                            | 1           |
| 1957   | Divisional Nursing Director   | NS3   |                         |             | 1.0                | 96,265      | 1.0                        | 96,265      |
| 1653   | Attending Physician Senior 7  | K07   |                         |             | 1.0                | 168,607     | 1.0                        | 168,607     |
|  |   |       | 11.0                    | \$1,120,200 | 24.0               | \$2,546,096 | 24.0                       | \$2,546,096 |
| <b>03 Patient Care Services - 8930418</b>            |   |       |                         |             |                    |             |                            |             |
| 1708   | Associate Administrator   | 24    | 1.0                     | 96,000      | 1.0                | 96,000      | 1.0                        | 96,000      |
| 2013   | Director Of Medical Records Library I   | 21    | 1.0                     | 79,703      | 1.0                | 80,038      | 1.0                        | 80,038      |
| 0048   | Administrative Assistant III  | 16    | 2.0                     | 117,337     | 2.0                | 119,139     | 2.0                        | 119,139     |
| 0046   | Administrative Assistant I  | 12    | 1.0                     | 49,794      | 1.0                | 49,794      | 1.0                        | 49,794      |
| 1943   | Nurse Clinician   | FC    | 1.0                     | 96,835      | 1.0                | 96,835      | 1.0                        | 96,835      |
| 3991   | Advanced Practice Nurse - Clinical Nurse Specialist                             | FF    | 1.0                     | 113,021     | 1.0                | 113,021     | 1.0                        | 113,021     |
|  |   |       | 7.0                     | \$552,690   | 7.0                | \$554,827   | 7.0                        | \$554,827   |
| <b>05 Patient Services - Public Health - 8930419</b> |   |       |                         |             |                    |             |                            |             |
| 1843   | Medical Technologist I  | 14    |                         |             | 4.0                | 223,566     | 4.0                        | 223,566     |
| 4080   | Clerk IV (Public Health)  | 10    |                         |             | 6.0                | 247,793     | 6.0                        | 247,793     |
| 1845   | Medical Technologist III  | T18   |                         |             | 1.0                | 64,591      | 1.0                        | 64,591      |
| 1951   | Registered Nurse I  | FA    |                         |             | 4.0                | 346,209     | 4.0                        | 346,209     |
| 3996   | Public Health Nurse IV(Advanced Practice Nurse - Nurse Practitioner)            | FF    |                         |             | 1.0                | 113,021     | 1.0                        | 113,021     |
| 2004   | Public Health Physician III   | K04   |                         |             | 1.0                | 157,194     | 1.0                        | 157,194     |
| 2021   | Public Health Physician II  | K03   |                         |             | 1.0                | 130,331     | 1.0                        | 130,331     |
|  |   |       |                         |             | 18.0               | \$1,282,705 | 18.0                       | \$1,282,705 |
| <b>08 Information Systems - 8931596</b>              |   |       |                         |             |                    |             |                            |             |
| 0337   | Technical Coordinator   | 24    | 1.0                     | 150,000     | 1.0                | 150,000     | 1.0                        | 150,000     |

PERSONAL SERVICES - SUMMARY OF POSITIONS BY BUSINESS UNIT AND JOB CODE  
DEPARTMENT 893 - AMBULATORY AND COMMUNITY HEALTH NETWORK OF COOK COUNTY

| Job Code                                 | Title   | Grade | 2014 Approved & Adopted |             | Department Request |             | President's Recommendation |             |
|--|---|-------|-------------------------|-------------|--------------------|-------------|----------------------------|-------------|
|  |   |       | FTE Pos.                | Salaries    | FTE Pos.           | Salaries    | FTE Pos.                   | Salaries    |
| 0282                                     | Management Analyst III                              | 18    | 1.0                     | 71,067      | 1.0                | 72,439      | 1.0                        | 72,439      |
|  |   |       | 2.0                     | \$221,067   | 2.0                | \$222,439   | 2.0                        | \$222,439   |
| 11 Breast & Cervical Screening - 8930451 |   |       |                         |             |                    |             |                            |             |
| 1816                                     | Physician Assistant I                               | 22    | 1.0                     | 102,068     | 1.0                | 102,068     | 1.0                        | 102,068     |
| 0047                                     | Administrative Assistant II                         | 14    | 1.0                     | 57,255      | 1.0                | 57,255      | 1.0                        | 57,255      |
| 0907                                     | Clerk V   | 11    | 1.0                     | 46,493      | 1.0                | 46,493      | 1.0                        | 46,493      |
|  |   |       | 3.0                     | \$205,816   | 3.0                | \$205,816   | 3.0                        | \$205,816   |
| 12 Network Diabetes Program - 8931608    |   |       |                         |             |                    |             |                            |             |
| 2139                                     | Dietitian IV  | 20    | 1.0                     | 84,557      | 1.0                | 87,994      | 1.0                        | 87,994      |
| 2138                                     | Dietitian III                                       | 18    | 2.0                     | 135,220     | 2.0                | 138,395     | 2.0                        | 138,395     |
| 1524                                     | Medical Social Worker III                           | 17    | 1.0                     | 65,142      | 1.0                | 65,142      | 1.0                        | 65,142      |
| 2137                                     | Dietitian II  | 16    | 2.0                     | 125,537     | 2.0                | 125,537     | 2.0                        | 125,537     |
| 3991                                     | Advanced Practice Nurse - Clinical Nurse Specialist | FF    | 1.0                     | 109,723     | 1.0                | 110,195     | 1.0                        | 110,195     |
|  |   |       | 7.0                     | \$520,179   | 7.0                | \$527,263   | 7.0                        | \$527,263   |
| 02 West/North Cluster                    |   |       |                         |             |                    |             |                            |             |
| 05 Austin-Westside - 8930422             |   |       |                         |             |                    |             |                            |             |
| 5384                                     | Nurse Coordinator II                                | NS2   |                         |             | 1.0                | 80,229      | 1.0                        | 80,229      |
| 0051                                     | Administrative Assistant V                          | 20    |                         |             | 1.0                | 55,892      | 1.0                        | 55,892      |
| 0050                                     | Administrative Assistant IV                         | 18    | 1.0                     | 69,389      |                    |             |                            |             |
| 1524                                     | Medical Social Worker III                           | 17    | 1.0                     | 69,628      | 1.0                | 69,628      | 1.0                        | 69,628      |
| 0907                                     | Clerk V   | 11    | 6.0                     | 249,227     | 6.0                | 253,921     | 6.0                        | 253,921     |
| 2010                                     | Medical Records Technician                          | 11    | 1.0                     | 46,493      | 1.0                | 46,493      | 1.0                        | 46,493      |
| 1957                                     | Divisional Nursing Director                         | NS3   | 1.0                     | 114,623     | 1.0                | 116,623     | 1.0                        | 116,623     |
| 1941                                     | Clinical Nurse I                                    | FA    |                         |             | 2.0                | 159,437     | 2.0                        | 159,437     |
| 1942                                     | Clinical Nurse II                                   | FB    | 2.0                     | 183,251     | 2.0                | 184,395     | 2.0                        | 184,395     |
| 3990                                     | Advanced Practice Nurse - Nurse Practitioner        | FF    | 1.0                     | 73,693      | 1.0                | 73,693      | 1.0                        | 73,693      |
| 1966                                     | Licensed Practical Nurse II                         | PN2   | 2.0                     | 106,032     | 1.0                | 53,016      | 1.0                        | 53,016      |
| 1653                                     | Attending Physician Senior 7                        | K07   | 1.0                     | 195,608     | 1.0                | 199,552     | 1.0                        | 199,552     |
| 1636                                     | Attending Physician 6                               | K06   | 1.0                     | 179,467     |                    |             |                            |             |
| 1652                                     | Attending Physician Senior 6                        | K06   |                         |             | 2.0                | 311,896     | 2.0                        | 311,896     |
| 5296                                     | Medical Assistant                                   | 12    |                         |             | 4.0                | 139,327     | 4.0                        | 139,327     |
| 4779                                     | Medical Laboratory Technician II (ACHN Sat)         | 11    | 1.0                     | 43,044      | 1.0                | 43,051      | 1.0                        | 43,051      |
| 4826                                     | Health Advocate - ACHN                              | 11    | 3.0                     | 126,780     | 3.0                | 128,024     | 3.0                        | 128,024     |
|  |   |       | 21.0                    | \$1,457,235 | 28.0               | \$1,915,177 | 28.0                       | \$1,915,177 |
| 07 Logan Square - 8930581                |   |       |                         |             |                    |             |                            |             |
| 5384                                     | Nurse Coordinator II                                | NS2   | 1.0                     | 97,228      | 1.0                | 97,228      | 1.0                        | 97,228      |
| 6312                                     | Associate Medical Director of Primary Care ACHN     | K     |                         |             | 1.0                | 217,857     | 1.0                        | 217,857     |
| 1524                                     | Medical Social Worker III                           | 17    |                         |             | 1.0                | 54,389      | 1.0                        | 54,389      |
| 0048                                     | Administrative Assistant III                        | 16    | 1.0                     | 62,696      | 1.0                | 62,696      | 1.0                        | 62,696      |
| 1842                                     | Medical Laboratory Technician III                   | 13    | 1.0                     | 52,344      | 1.0                | 52,344      | 1.0                        | 52,344      |
| 0907                                     | Clerk V   | 11    | 5.0                     | 219,732     | 5.0                | 223,663     | 5.0                        | 223,663     |
| 1941                                     | Clinical Nurse I                                    | FA    | 1.0                     | 57,743      | 3.0                | 206,914     | 3.0                        | 206,914     |
| 1942                                     | Clinical Nurse II                                   | FB    | 1.0                     | 89,515      | 1.0                | 89,515      | 1.0                        | 89,515      |
| 1391                                     | Medical Administration-Ambulatory                   | K10   | 1.0                     | 249,278     |                    |             |                            |             |
| 1637                                     | Attending Physician 7                               | K07   | 1.0                     | 197,893     | 1.0                | 202,881     | 1.0                        | 202,881     |
| 1652                                     | Attending Physician Senior 6                        | K06   | 3.0                     | 539,846     | 3.0                | 515,593     | 3.0                        | 515,593     |
| 5296                                     | Medical Assistant                                   | 12    | 1.0                     | 36,478      | 5.0                | 171,331     | 5.0                        | 171,331     |
|  |   |       | 16.0                    | \$1,602,753 | 23.0               | \$1,894,411 | 23.0                       | \$1,894,411 |
| 10 Cicero - 8930601                      |   |       |                         |             |                    |             |                            |             |
| 5384                                     | Nurse Coordinator II                                | NS2   | 1.0                     | 90,185      | 1.0                | 92,001      | 1.0                        | 92,001      |

PERSONAL SERVICES - SUMMARY OF POSITIONS BY BUSINESS UNIT AND JOB CODE  
DEPARTMENT 893 - AMBULATORY AND COMMUNITY HEALTH NETWORK OF COOK COUNTY

| Job Code                                    | Title                             | Grade | 2014 Approved & Adopted |             | Department Request |             | President's Recommendation |             |
|---|-----------------------------------|-------|-------------------------|-------------|--------------------|-------------|----------------------------|-------------|
|   |                                   |       | FTE Pos.                | Salaries    | FTE Pos.           | Salaries    | FTE Pos.                   | Salaries    |
| 1524  | Medical Social Worker III         | 17    | 1.0                     | 65,793      | 1.0                | 65,793      | 1.0                        | 65,793      |
| 0048  | Administrative Assistant III      | 16    | 1.0                     | 61,916      | 1.0                | 40,415      | 1.0                        | 40,415      |
| 2011  | Medical Records Technician Senior | 16    | 1.0                     | 54,234      |                    |             |                            |             |
| 1842  | Medical Laboratory Technician III | 13    | 1.0                     | 49,045      | 1.0                | 49,554      | 1.0                        | 49,554      |
| 2096  | Health Advocate                   | 10    | 1.0                     | 36,158      | 1.0                | 36,941      | 1.0                        | 36,941      |
| 1941  | Clinical Nurse I                  | FA    | 1.0                     | 87,107      | 3.0                | 255,484     | 3.0                        | 255,484     |
| 1942  | Clinical Nurse II                 | FB    | 1.0                     | 89,515      | 1.0                | 59,416      | 1.0                        | 59,416      |
| 1966  | Licensed Practical Nurse II       | PN2   | 1.0                     | 53,016      | 1.0                | 53,016      | 1.0                        | 53,016      |
| 1653  | Attending Physician Senior 7      | K07   | 1.0                     | 183,184     |                    |             |                            |             |
| 1652  | Attending Physician Senior 6      | K06   | 4.0                     | 663,888     | 5.0                | 844,089     | 5.0                        | 844,089     |
| 5296  | Medical Assistant                 | 12    |                         |             | 5.0                | 169,041     | 5.0                        | 169,041     |
| 0907  | Clerk V                           | 11    | 5.0                     | 228,221     | 5.0                | 228,221     | 5.0                        | 228,221     |
| 4826  | Health Advocate - ACHN            | 11    | 1.0                     | 42,597      | 1.0                | 42,597      | 1.0                        | 42,597      |
|   |                                   |       | 20.0                    | \$1,704,859 | 26.0               | \$1,936,568 | 26.0                       | \$1,936,568 |
| 12 VISTA(Northwest/Palatine) - 8930605      |                                   |       |                         |             |                    |             |                            |             |
| 5384  | Nurse Coordinator II              | NS2   | 1.0                     | 99,228      | 1.0                | 99,228      | 1.0                        | 99,228      |
| 1816  | Physician Assistant I             | 22    | 1.0                     | 102,068     | 1.0                | 102,068     | 1.0                        | 102,068     |
| 0907  | Clerk V                           | 11    | 3.0                     | 136,398     | 3.0                | 137,197     | 3.0                        | 137,197     |
| 1941  | Clinical Nurse I                  | FA    | 2.0                     | 166,404     | 2.0                | 171,198     | 2.0                        | 171,198     |
| 1942  | Clinical Nurse II                 | FB    | 1.0                     | 92,199      | 1.0                | 92,199      | 1.0                        | 92,199      |
| 1653  | Attending Physician Senior 7      | K07   | 1.0                     | 206,559     | 1.0                | 210,723     | 1.0                        | 210,723     |
| 1652  | Attending Physician Senior 6      | K06   | 3.0                     | 520,695     | 3.0                | 536,574     | 3.0                        | 536,574     |
| 4826  | Health Advocate - ACHN            | 11    | 1.0                     | 37,894      | 1.0                | 37,894      | 1.0                        | 37,894      |
|   |                                   |       | 13.0                    | \$1,361,445 | 13.0               | \$1,387,081 | 13.0                       | \$1,387,081 |
| 13 Child Advocacy Center - 8930606          |                                   |       |                         |             |                    |             |                            |             |
| 0907  | Clerk V                           | 11    | 1.0                     | 46,493      | 1.0                | 46,493      | 1.0                        | 46,493      |
| 1941  | Clinical Nurse I                  | FA    | 1.0                     | 87,978      | 1.0                | 87,978      | 1.0                        | 87,978      |
| 1943  | Nurse Clinician                   | FC    | 1.0                     | 96,835      | 1.0                | 96,835      | 1.0                        | 96,835      |
| 5296  | Medical Assistant                 | 12    |                         |             | 1.0                | 34,067      | 1.0                        | 34,067      |
|   |                                   |       | 3.0                     | \$231,306   | 4.0                | \$265,373   | 4.0                        | \$265,373   |
| 14 The Jorge Prieto Health Center - 8930421 |                                   |       |                         |             |                    |             |                            |             |
| 5925  | Psychologist-Ambulatory           | PSY   |                         |             | 1.0                | 67,557      | 1.0                        | 67,557      |
| 5384  | Nurse Coordinator II              | NS2   |                         |             | 1.0                | 83,515      | 1.0                        | 83,515      |
| 1601  | Clinic Coordinator                | 22    |                         |             | 1.0                | 67,557      | 1.0                        | 67,557      |
| 1615  | Psychologist V                    | 22    | 1.0                     | 67,557      |                    |             |                            |             |
| 1816  | Physician Assistant I             | 22    | 1.0                     | 101,057     | 1.0                | 101,057     | 1.0                        | 101,057     |
| 0283  | Management Analyst IV             | 20    | 1.0                     | 71,069      | 1.0                | 72,500      | 1.0                        | 72,500      |
| 1524  | Medical Social Worker III         | 17    | 1.0                     | 69,628      | 1.0                | 50,266      | 1.0                        | 50,266      |
| 2141  | Special Procedures Technician     | 17    | 1.0                     | 65,793      | 1.0                | 50,266      | 1.0                        | 50,266      |
| 2011  | Medical Records Technician Senior | 16    | 1.0                     | 53,456      | 1.0                | 61,779      | 1.0                        | 61,779      |
| 1842  | Medical Laboratory Technician III | 13    | 1.0                     | 35,585      | 1.0                | 38,886      | 1.0                        | 38,886      |
| 5296  | Medical Assistant                 | 12    |                         |             | 3.0                | 113,941     | 3.0                        | 113,941     |
| 0907  | Clerk V                           | 11    | 7.0                     | 307,338     | 7.0                | 309,274     | 7.0                        | 309,274     |
| 2010  | Medical Records Technician        | 11    | 1.0                     | 44,280      | 1.0                | 44,280      | 1.0                        | 44,280      |
| 1941  | Clinical Nurse I                  | FA    | 2.0                     | 166,712     | 4.0                | 306,178     | 4.0                        | 306,178     |
| 1942  | Clinical Nurse II                 | FB    | 1.0                     | 92,199      | 1.0                | 92,199      | 1.0                        | 92,199      |
| 1966  | Licensed Practical Nurse II       | PN2   | 2.0                     | 104,978     | 2.0                | 104,978     | 2.0                        | 104,978     |
| 1638  | Attending Physician 8             | K08   | 1.0                     | 190,498     | 1.0                | 218,374     | 1.0                        | 218,374     |
| 1652  | Attending Physician Senior 6      | K06   | 1.0                     | 173,067     | 4.0                | 643,516     | 4.0                        | 643,516     |
| 4826  | Health Advocate - ACHN            | 11    | 1.0                     | 43,479      | 1.0                | 43,479      | 1.0                        | 43,479      |
|   |                                   |       | 23.0                    | \$1,586,696 | 33.0               | \$2,469,602 | 33.0                       | \$2,469,602 |

PERSONAL SERVICES - SUMMARY OF POSITIONS BY BUSINESS UNIT AND JOB CODE  
DEPARTMENT 893 - AMBULATORY AND COMMUNITY HEALTH NETWORK OF COOK COUNTY

| Job Code                                       | Title  | Grade | 2014 Approved & Adopted |             | Department Request |             | President's Recommendation |             |
|--|--|-------|-------------------------|-------------|--------------------|-------------|----------------------------|-------------|
|  |  |       | FTE Pos.                | Salaries    | FTE Pos.           | Salaries    | FTE Pos.                   | Salaries    |
| <b>03 South Cluster</b>                        |  |       |                         |             |                    |             |                            |             |
| <b>02 Woodlawn Adult - 8930424</b>             |  |       |                         |             |                    |             |                            |             |
| 5817   | Director of Ambulatory Specialty and Pediatric Care          | K10   |                         |             | 1.0                | 196,429     | 1.0                        | 196,429     |
| 1550   | Social Service Coordinator                                   | 24    | 1.0                     | 73,904      | 1.0                | 73,904      | 1.0                        | 73,904      |
| 1816   | Physician Assistant I  | 22    | 1.0                     | 102,068     | 1.0                | 78,213      | 1.0                        | 78,213      |
| 0048   | Administrative Assistant III                                 | 16    | 1.0                     | 49,416      | 1.0                | 51,763      | 1.0                        | 51,763      |
| 1941   | Clinical Nurse I   | FA    | 1.0                     | 85,416      | 2.0                | 149,442     | 2.0                        | 149,442     |
| 1966   | Licensed Practical Nurse II                                  | PN2   | 2.0                     | 91,277      | 2.0                | 90,436      | 2.0                        | 90,436      |
| 1653   | Attending Physician Senior 7                                 | K07   | 1.0                     | 188,748     | 1.0                | 196,355     | 1.0                        | 196,355     |
| 1652   | Attending Physician Senior 6                                 | K06   | 2.0                     | 368,285     | 3.0                | 523,532     | 3.0                        | 523,532     |
| 1962   | Attendant Patient Care                                       | DC    | 1.0                     | 34,655      | 1.0                | 34,655      | 1.0                        | 34,655      |
| 5296   | Medical Assistant  | 12    |                         |             | 3.0                | 106,903     | 3.0                        | 106,903     |
| 0907   | Clerk V  | 11    | 4.0                     | 178,647     | 4.0                | 178,647     | 4.0                        | 178,647     |
| 4826   | Health Advocate - ACHN                                       | 11    | 1.0                     | 45,494      | 1.0                | 45,494      | 1.0                        | 45,494      |
|  |  |       | 15.0                    | \$1,217,910 | 21.0               | \$1,725,773 | 21.0                       | \$1,725,773 |
| <b>03 Near South - 8930425</b>                 |  |       |                         |             |                    |             |                            |             |
| 5384   | Nurse Coordinator II   | NS2   |                         |             | 1.0                | 80,291      | 1.0                        | 80,291      |
| 0048   | Administrative Assistant III                                 | 16    | 1.0                     | 60,859      | 1.0                | 62,696      | 1.0                        | 62,696      |
| 2011   | Medical Records Technician Senior                            | 16    | 1.0                     | 53,456      | 1.0                | 62,379      | 1.0                        | 62,379      |
| 1050   | Patient Service Coordinator                                  | 14    | 1.0                     | 57,255      | 1.0                | 57,255      | 1.0                        | 57,255      |
| 0907   | Clerk V  | 11    | 4.0                     | 176,796     | 4.0                | 177,664     | 4.0                        | 177,664     |
| 0935   | Stenographer IV  | 11    | 1.0                     | 43,412      | 1.0                | 43,412      | 1.0                        | 43,412      |
| 1941   | Clinical Nurse I   | FA    | 1.0                     | 87,978      | 3.0                | 200,770     | 3.0                        | 200,770     |
| 1942   | Clinical Nurse II  | FB    | 1.0                     | 92,199      | 1.0                | 92,199      | 1.0                        | 92,199      |
| 3992   | Advanced Practice Nurse - Certified Registered Nurse Midwife | FF    | 1.0                     | 113,021     | 1.0                | 113,021     | 1.0                        | 113,021     |
| 1639   | Attending Physician 9  | K09   |                         |             | 1.0                | 184,099     | 1.0                        | 184,099     |
| 5296   | Medical Assistant  | 12    |                         |             | 2.0                | 70,415      | 2.0                        | 70,415      |
| 4779   | Medical Laboratory Technician II (ACHN Sat)                  | 11    | 1.0                     | 42,990      | 1.0                | 32,910      | 1.0                        | 32,910      |
| 4826   | Health Advocate - ACHN                                       | 11    | 2.0                     | 74,880      | 2.0                | 77,368      | 2.0                        | 77,368      |
|  |  |       | 14.0                    | \$802,846   | 20.0               | \$1,254,479 | 20.0                       | \$1,254,479 |
| <b>04 Englewood (Auburn Gresham) - 8930426</b> |  |       |                         |             |                    |             |                            |             |
| 1524   | Medical Social Worker III                                    | 17    |                         |             | 1.0                | 65,142      | 1.0                        | 65,142      |
| 0048   | Administrative Assistant III                                 | 16    | 1.0                     | 61,846      | 1.0                | 62,696      | 1.0                        | 62,696      |
| 2011   | Medical Records Technician Senior                            | 16    | 1.0                     | 53,456      | 1.0                | 63,014      | 1.0                        | 63,014      |
| 1842   | Medical Laboratory Technician III                            | 13    | 1.0                     | 47,895      | 1.0                | 48,970      | 1.0                        | 48,970      |
| 0907   | Clerk V  | 11    | 6.0                     | 266,083     | 6.0                | 258,052     | 6.0                        | 258,052     |
| 1941   | Clinical Nurse I   | FA    | 1.0                     | 87,978      | 2.0                | 175,956     | 2.0                        | 175,956     |
| 1942   | Clinical Nurse II  | FB    | 1.0                     | 92,199      | 1.0                | 92,199      | 1.0                        | 92,199      |
| 1966   | Licensed Practical Nurse II                                  | PN2   | 2.0                     | 105,505     | 2.0                | 105,505     | 2.0                        | 105,505     |
| 1637   | Attending Physician 7  | K07   | 1.0                     | 203,129     | 1.0                | 203,129     | 1.0                        | 203,129     |
| 1653   | Attending Physician Senior 7                                 | K07   | 1.0                     | 194,634     | 1.0                | 198,555     | 1.0                        | 198,555     |
| 1652   | Attending Physician Senior 6                                 | K06   | 1.0                     | 187,854     | 1.0                | 155,948     | 1.0                        | 155,948     |
| 5296   | Medical Assistant  | 12    |                         |             | 3.0                | 108,716     | 3.0                        | 108,716     |
| 4826   | Health Advocate - ACHN                                       | 11    | 2.0                     | 85,128      | 2.0                | 85,128      | 2.0                        | 85,128      |
|  |  |       | 18.0                    | \$1,385,707 | 23.0               | \$1,623,010 | 23.0                       | \$1,623,010 |
| <b>05 Sengstacke - 8930427</b>                 |  |       |                         |             |                    |             |                            |             |
| 5384   | Nurse Coordinator II   | NS2   | 1.0                     | 96,711      | 3.0                | 274,494     | 3.0                        | 274,494     |
| 0051   | Administrative Assistant V                                   | 20    | 1.0                     | 55,892      | 1.0                | 74,678      | 1.0                        | 74,678      |
| 1524   | Medical Social Worker III                                    | 17    |                         |             | 2.0                | 108,873     | 2.0                        | 108,873     |
| 0919   | Business Office Supervisor                                   | 13    | 1.0                     | 53,328      | 1.0                | 53,328      | 1.0                        | 53,328      |

PERSONAL SERVICES - SUMMARY OF POSITIONS BY BUSINESS UNIT AND JOB CODE  
DEPARTMENT 893 - AMBULATORY AND COMMUNITY HEALTH NETWORK OF COOK COUNTY

| Job Code                                  | Title  | Grade | 2014 Approved & Adopted |             | Department Request |             | President's Recommendation |             |
|---|--|-------|-------------------------|-------------|--------------------|-------------|----------------------------|-------------|
|   |  |       | FTE Pos.                | Salaries    | FTE Pos.           | Salaries    | FTE Pos.                   | Salaries    |
| 1842                                      | Medical Laboratory Technician III            | 13    |                         |             | 1.0                | 41,220      | 1.0                        | 41,220      |
| 0046                                      | Administrative Assistant I                   | 12    | 1.0                     | 47,422      | 1.0                | 48,703      | 1.0                        | 48,703      |
| 0907                                      | Clerk V                                      | 11    | 10.0                    | 438,824     | 13.0               | 529,456     | 13.0                       | 529,456     |
| 1957                                      | Divisional Nursing Director                  | NS3   | 1.0                     | 116,723     | 1.0                | 116,723     | 1.0                        | 116,723     |
| 1941                                      | Clinical Nurse I                             | FA    | 3.0                     | 261,372     | 7.0                | 545,284     | 7.0                        | 545,284     |
| 1942                                      | Clinical Nurse II                            | FB    | 1.0                     | 92,199      |                    |             |                            |             |
| 3990                                      | Advanced Practice Nurse - Nurse Practitioner | FF    |                         |             | 2.0                | 194,473     | 2.0                        | 194,473     |
| 1966                                      | Licensed Practical Nurse II                  | PN2   | 5.0                     | 264,554     | 5.0                | 264,553     | 5.0                        | 264,553     |
| 1655                                      | Attending Physician Senior 9                 | K09   | 1.0                     | 237,972     | 1.0                | 242,767     | 1.0                        | 242,767     |
| 1652                                      | Attending Physician Senior 6                 | K06   | 3.0                     | 563,562     | 4.0                | 702,724     | 4.0                        | 702,724     |
| 1961                                      | Attendant Patient Care                       | CD    | 4.0                     | 138,034     | 3.0                | 105,634     | 3.0                        | 105,634     |
| 5249                                      | Psychologist II                              | 21    |                         |             | 1.0                | 61,450      | 1.0                        | 61,450      |
| 5296                                      | Medical Assistant                            | 12    | 2.0                     | 74,280      | 8.0                | 270,529     | 8.0                        | 270,529     |
| 4826                                      | Health Advocate - ACHN                       | 11    | 1.0                     | 36,126      | 1.0                | 37,750      | 1.0                        | 37,750      |
|   |  |       | 35.0                    | \$2,476,999 | 55.0               | \$3,672,639 | 55.0                       | \$3,672,639 |
| 04 South Suburban Cluster                 |  |       |                         |             |                    |             |                            |             |
| 02 Cottage Grove Medical Center - 8930430 |  |       |                         |             |                    |             |                            |             |
| 5384                                      | Nurse Coordinator II                         | NS2   |                         |             | 1.0                | 96,265      | 1.0                        | 96,265      |
| 0051                                      | Administrative Assistant V                   | 20    | 1.0                     | 55,892      | 1.0                | 86,576      | 1.0                        | 86,576      |
| 1524                                      | Medical Social Worker III                    | 17    |                         |             | 2.0                | 93,605      | 2.0                        | 93,605      |
| 1842                                      | Medical Laboratory Technician III            | 13    |                         |             | 1.0                | 49,695      | 1.0                        | 49,695      |
| 0907                                      | Clerk V                                      | 11    | 6.0                     | 262,296     | 4.0                | 169,311     | 4.0                        | 169,311     |
| 1941                                      | Clinical Nurse I                             | FA    |                         |             | 4.0                | 283,624     | 4.0                        | 283,624     |
| 1942                                      | Clinical Nurse II                            | FB    | 1.0                     | 92,199      | 1.0                | 92,199      | 1.0                        | 92,199      |
| 3990                                      | Advanced Practice Nurse - Nurse Practitioner | FF    |                         |             | 1.0                | 69,610      | 1.0                        | 69,610      |
| 1966                                      | Licensed Practical Nurse II                  | PN2   | 2.0                     | 89,173      |                    |             |                            |             |
| 1637                                      | Attending Physician 7                        | K07   | 1.0                     | 189,041     | 1.0                | 192,849     | 1.0                        | 192,849     |
| 1652                                      | Attending Physician Senior 6                 | K06   | 2.0                     | 375,708     | 3.0                | 542,757     | 3.0                        | 542,757     |
| 5296                                      | Medical Assistant                            | 12    |                         |             | 4.0                | 140,279     | 4.0                        | 140,279     |
| 4826                                      | Health Advocate - ACHN                       | 11    | 1.0                     | 36,126      | 1.0                | 37,750      | 1.0                        | 37,750      |
|   |  |       | 14.0                    | \$1,100,435 | 24.0               | \$1,854,520 | 24.0                       | \$1,854,520 |
| 03 Robbins Health Center - 8930431        |  |       |                         |             |                    |             |                            |             |
| 0853                                      | Interpreter                                  | PDM   | 1.0                     | 46,513      | 1.0                | 45,920      | 1.0                        | 45,920      |
| 5384                                      | Nurse Coordinator II                         | NS2   |                         |             | 1.0                | 94,183      | 1.0                        | 94,183      |
| 0051                                      | Administrative Assistant V                   | 20    | 1.0                     | 55,892      | 1.0                | 74,678      | 1.0                        | 74,678      |
| 2011                                      | Medical Records Technician Senior            | 16    | 1.0                     | 53,456      | 1.0                | 62,758      | 1.0                        | 62,758      |
| 5296                                      | Medical Assistant                            | 12    |                         |             | 4.0                | 141,159     | 4.0                        | 141,159     |
| 0907                                      | Clerk V                                      | 11    | 4.0                     | 185,972     | 4.0                | 185,209     | 4.0                        | 185,209     |
| 2128                                      | Phlebotomist III                             | 11    |                         |             | 1.0                | 45,494      | 1.0                        | 45,494      |
| 1941                                      | Clinical Nurse I                             | FA    | 3.0                     | 263,063     | 3.0                | 231,481     | 3.0                        | 231,481     |
| 1942                                      | Clinical Nurse II                            | FB    |                         |             | 1.0                | 92,199      | 1.0                        | 92,199      |
| 3990                                      | Advanced Practice Nurse - Nurse Practitioner | FF    |                         |             | 1.0                | 97,572      | 1.0                        | 97,572      |
| 1649                                      | Medical Division Chairman 12                 | K12   | 1.0                     | 226,574     |                    |             |                            |             |
| 1653                                      | Attending Physician Senior 7                 | K07   |                         |             | 1.0                | 168,607     | 1.0                        | 168,607     |
| 1652                                      | Attending Physician Senior 6                 | K06   | 4.0                     | 726,315     | 4.0                | 702,497     | 4.0                        | 702,497     |
| 4779                                      | Medical Laboratory Technician II (ACHN Sat)  | 11    | 1.0                     | 31,024      | 1.0                | 32,910      | 1.0                        | 32,910      |
| 4826                                      | Health Advocate - ACHN                       | 11    | 2.0                     | 83,318      | 2.0                | 85,980      | 2.0                        | 85,980      |
|   |  |       | 18.0                    | \$1,672,127 | 26.0               | \$2,060,647 | 26.0                       | \$2,060,647 |
| 04 Woody Winston Medical Center - 8930432 |  |       |                         |             |                    |             |                            |             |
| 1524                                      | Medical Social Worker III                    | 17    |                         |             | 1.0                | 43,339      | 1.0                        | 43,339      |
| 1050                                      | Patient Service Coordinator                  | 14    | 1.0                     | 57,255      | 1.0                | 57,255      | 1.0                        | 57,255      |



PERSONAL SERVICES - SUMMARY OF POSITIONS BY BUSINESS UNIT AND JOB CODE  
DEPARTMENT 893 - AMBULATORY AND COMMUNITY HEALTH NETWORK OF COOK COUNTY

| Job Code  | Title   | Grade | 2014 Approved & Adopted |             | Department Request |             | President's Recommendation |             |
|---|---|-------|-------------------------|-------------|--------------------|-------------|----------------------------|-------------|
|   |   |       | FTE Pos.                | Salaries    | FTE Pos.           | Salaries    | FTE Pos.                   | Salaries    |
| 5296  | Medical Assistant                                       | 12    |                         |             | 1.0                | 35,372      | 1.0                        | 35,372      |
| 0907  | Clerk V   | 11    | 3.0                     | 137,266     | 4.0                | 179,917     | 4.0                        | 179,917     |
| 2128  | Phlebotomist III  | 11    | 1.0                     | 45,494      |                    |             |                            |             |
| 1941  | Clinical Nurse I  | FA    |                         |             | 1.0                | 87,978      | 1.0                        | 87,978      |
| 1942  | Clinical Nurse II                                       | FB    | 1.0                     | 92,199      | 1.0                | 92,199      | 1.0                        | 92,199      |
| 3990  | Advanced Practice Nurse - Nurse Practitioner            | FF    |                         |             | 1.0                | 103,241     | 1.0                        | 103,241     |
| 1966  | Licensed Practical Nurse II                             | PN2   | 1.0                     | 47,553      | 1.0                | 49,329      | 1.0                        | 49,329      |
| 1652  | Attending Physician Senior 6                            | K06   | 1.2                     | 229,135     | 1.2                | 227,309     | 1.2                        | 227,309     |
| 4826  | Health Advocate - ACHN                                  | 11    | 1.0                     | 41,625      |                    | 1           |                            | 1           |
|   |   |       | 9.2                     | \$650,527   | 12.2               | \$875,940   | 12.2                       | \$875,940   |
| 06 South Suburban Specialty Care Center - 8930434 |   |       |                         |             |                    |             |                            |             |
| 5384  | Nurse Coordinator II                                    | NS2   | 1.0                     | 70,658      | 3.0                | 255,551     | 3.0                        | 255,551     |
| 6232  | Medical Director - Oak Forest Health Center             | K09   |                         |             | 1.0                | 238,583     | 1.0                        | 238,583     |
| 0046  | Administrative Assistant I                              | 12    | 1.0                     | 49,794      | 1.0                | 35,246      | 1.0                        | 35,246      |
| 0907  | Clerk V   | 11    | 16.0                    | 729,817     | 17.0               | 727,205     | 17.0                       | 727,205     |
| 1958  | Assistant Director Of Nursing & Patient                 | NS3   | 1.0                     | 116,823     | 1.0                | 116,823     | 1.0                        | 116,823     |
| 1941  | Clinical Nurse I  | FA    | 6.0                     | 524,467     | 10.0               | 814,194     | 10.0                       | 814,194     |
| 1942  | Clinical Nurse II                                       | FB    | 4.0                     | 366,987     | 4.0                | 335,925     | 4.0                        | 335,925     |
| 1638  | Attending Physician 8                                   | K08   | 1.0                     | 171,682     |                    |             |                            |             |
| 1654  | Attending Physician Senior 8                            | K08   |                         |             | 1.0                | 171,682     | 1.0                        | 171,682     |
| 1653  | Attending Physician Senior 7                            | K07   | 1.0                     | 209,590     |                    |             |                            |             |
| 1636  | Attending Physician 6                                   | K06   | 1.0                     | 165,884     | 1.0                | 173,702     | 1.0                        | 173,702     |
| 1652  | Attending Physician Senior 6                            | K06   | 7.0                     | 1,206,354   | 7.0                | 1,229,450   | 7.0                        | 1,229,450   |
| 5296  | Medical Assistant                                       | 12    |                         |             | 9.0                | 309,911     | 9.0                        | 309,911     |
| 4826  | Health Advocate - ACHN                                  | 11    | 5.0                     | 200,994     | 5.0                | 212,022     | 5.0                        | 212,022     |
|   |   |       | 44.0                    | \$3,813,050 | 60.0               | \$4,620,294 | 60.0                       | \$4,620,294 |
| 07 South Suburban Specialty-Oak Forest - 8930433  |   |       |                         |             |                    |             |                            |             |
| 1816  | Physician Assistant I                                   | 22    | 1.0                     | 95,245      | 1.0                | 73,726      | 1.0                        | 73,726      |
| 0050  | Administrative Assistant IV                             | 18    | 2.0                     | 144,829     | 2.0                | 142,358     | 2.0                        | 142,358     |
| 0048  | Administrative Assistant III                            | 16    | 1.0                     | 40,415      | 1.0                | 40,415      | 1.0                        | 40,415      |
| 2158  | Medical Social Worker-JHS/ACHN/OFH                      | 15    | 1.0                     | 60,410      | 1.0                | 60,410      | 1.0                        | 60,410      |
| 0853  | Interpreter   | PDM   | 1.0                     | 49,590      | 1.0                | 49,905      | 1.0                        | 49,905      |
| 1722  | Associate Director Of Nursing Service                   | NS4   | 1.0                     | 127,374     | 1.0                | 132,044     | 1.0                        | 132,044     |
| 5392  | Nurse Manager - ER                                      | NS1   | 1.0                     | 95,824      |                    |             |                            |             |
| 1941  | Clinical Nurse I  | FA    | 17.0                    | 1,486,053   | 15.0               | 1,222,664   | 15.0                       | 1,222,664   |
| 1942  | Clinical Nurse II                                       | FB    | 5.0                     | 460,995     | 5.0                | 428,212     | 5.0                        | 428,212     |
| 3991  | Advanced Practice Nurse - Clinical Nurse Specialist     | FF    | 1.0                     | 73,693      |                    |             |                            |             |
| 1639  | Attending Physician 9                                   | K09   | 1.0                     | 184,099     |                    |             |                            |             |
| 1636  | Attending Physician 6                                   | K06   | 3.0                     | 515,249     | 2.0                | 343,802     | 2.0                        | 343,802     |
| 1652  | Attending Physician Senior 6                            | K06   |                         |             | 1.0                | 155,948     | 1.0                        | 155,948     |
| 1634  | Attending Physician 4                                   | K04   | 1.0                     | 124,145     | 1.0                | 124,145     | 1.0                        | 124,145     |
| 1696  | Certified Nursing Assistant                             | DC    | 8.0                     | 289,840     | 8.0                | 289,840     | 8.0                        | 289,840     |
| 1697  | Certified Nursing Assistant (As Required Not to Exceed) | DE    | 3.0                     | 105,902     | 2.0                | 75,700      | 2.0                        | 75,700      |
| 4828  | Ward Clerk  | CF    | 6.0                     | 230,184     | 6.0                | 230,184     | 6.0                        | 230,184     |
| 5296  | Medical Assistant                                       | 12    |                         |             | 4.0                | 138,472     | 4.0                        | 138,472     |
|   |   |       | 53.0                    | \$4,083,847 | 51.0               | \$3,507,825 | 51.0                       | \$3,507,825 |
| 05 Fantus Health Center                           |   |       |                         |             |                    |             |                            |             |
| 01 Fantus Health Center Administration - 8930435  |   |       |                         |             |                    |             |                            |             |
| 0050  | Administrative Assistant IV                             | 18    | 1.0                     | 70,308      | 1.0                | 72,274      | 1.0                        | 72,274      |
| 0047  | Administrative Assistant II                             | 14    | 1.0                     | 54,626      | 1.0                | 40,529      | 1.0                        | 40,529      |

PERSONAL SERVICES - SUMMARY OF POSITIONS BY BUSINESS UNIT AND JOB CODE  
DEPARTMENT 893 - AMBULATORY AND COMMUNITY HEALTH NETWORK OF COOK COUNTY

| Job Code                                 | Title                                | Grade | 2014 Approved & Adopted |             | Department Request |             | President's Recommendation |             |
|--|--------------------------------------|-------|-------------------------|-------------|--------------------|-------------|----------------------------|-------------|
|  |                                      |       | FTE Pos.                | Salaries    | FTE Pos.           | Salaries    | FTE Pos.                   | Salaries    |
| 1391                                     | Medical Administration-Ambulatory    | K10   | 1.0                     | 230,781     | 1.0                | 235,430     | 1.0                        | 235,430     |
| 0927                                     | Administrative Aide (CCU)            | CE    | 1.0                     | 36,207      | 1.0                | 36,207      | 1.0                        | 36,207      |
| 5249                                     | Psychologist II                      | 21    |                         |             | 1.0                | 61,450      | 1.0                        | 61,450      |
| 4826                                     | Health Advocate - ACHN               | 11    | 1.0                     | 42,990      | 1.0                | 42,990      | 1.0                        | 42,990      |
|  |                                      |       | 5.0                     | \$434,912   | 6.0                | \$488,880   | 6.0                        | \$488,880   |
| 02 Ambulatory Screening Clinic - 8930436 |                                      |       |                         |             |                    |             |                            |             |
| 1816                                     | Physician Assistant I                | 22    |                         |             | 1.0                | 94,291      | 1.0                        | 94,291      |
| 0051                                     | Administrative Assistant V           | 20    | 1.0                     | 55,892      | 1.0                | 84,041      | 1.0                        | 84,041      |
| 0047                                     | Administrative Assistant II          | 14    | 1.0                     | 57,255      | 1.0                | 57,255      | 1.0                        | 57,255      |
| 0907                                     | Clerk V                              | 11    | 10.0                    | 446,718     | 10.0               | 436,809     | 10.0                       | 436,809     |
| 1941                                     | Clinical Nurse I                     | FA    |                         |             | 2.0                | 123,385     | 2.0                        | 123,385     |
| 1636                                     | Attending Physician 6                | K06   | 2.0                     | 375,708     | 2.0                | 375,708     | 2.0                        | 375,708     |
| 1652                                     | Attending Physician Senior 6         | K06   | 8.0                     | 1,470,358   | 8.0                | 1,451,459   | 8.0                        | 1,451,459   |
|  |                                      |       | 22.0                    | \$2,405,931 | 25.0               | \$2,622,948 | 25.0                       | \$2,622,948 |
| 10 Fantus Nursing Admin - 8930443        |                                      |       |                         |             |                    |             |                            |             |
| 1957                                     | Divisional Nursing Director          | NS3   | 1.0                     | 108,044     |                    |             |                            |             |
| 5384                                     | Nurse Coordinator II                 | NS2   | 2.0                     | 189,546     | 2.0                | 194,421     | 2.0                        | 194,421     |
|  |                                      |       | 3.0                     | \$297,590   | 2.0                | \$194,421   | 2.0                        | \$194,421   |
| 11 Fantus Nursing - 8930444              |                                      |       |                         |             |                    |             |                            |             |
| 1941                                     | Clinical Nurse I                     | FA    | 23.0                    | 1,987,414   | 27.0               | 2,117,614   | 27.0                       | 2,117,614   |
| 1942                                     | Clinical Nurse II                    | FB    | 4.0                     | 368,795     | 4.0                | 368,743     | 4.0                        | 368,743     |
| 1966                                     | Licensed Practical Nurse II          | PN2   | 6.0                     | 300,811     | 3.0                | 158,521     | 3.0                        | 158,521     |
| 5249                                     | Psychologist II                      | 21    |                         |             | 1.0                | 61,450      | 1.0                        | 61,450      |
| 5296                                     | Medical Assistant                    | 12    |                         |             | 12.0               | 399,314     | 12.0                       | 399,314     |
| 4826                                     | Health Advocate - ACHN               | 11    | 12.0                    | 496,840     | 8.0                | 335,922     | 8.0                        | 335,922     |
|  |                                      |       | 45.0                    | \$3,153,860 | 55.0               | \$3,441,564 | 55.0                       | \$3,441,564 |
| 12 Nursing ASC - 8930445                 |                                      |       |                         |             |                    |             |                            |             |
| 1941                                     | Clinical Nurse I                     | FA    | 4.5                     | 395,030     | 4.5                | 316,946     | 4.5                        | 316,946     |
| 1942                                     | Clinical Nurse II                    | FB    | 2.0                     | 184,398     | 2.0                | 184,398     | 2.0                        | 184,398     |
| 1943                                     | Nurse Clinician                      | FC    | 1.0                     | 96,835      | 1.0                | 96,835      | 1.0                        | 96,835      |
| 4826                                     | Health Advocate - ACHN               | 11    | 3.0                     | 126,803     | 3.0                | 128,438     | 3.0                        | 128,438     |
|  |                                      |       | 10.5                    | \$803,066   | 10.5               | \$726,617   | 10.5                       | \$726,617   |
| 14 Home Transportation - 8930447         |                                      |       |                         |             |                    |             |                            |             |
| 0050                                     | Administrative Assistant IV          | 18    | 1.0                     | 65,160      |                    |             |                            |             |
| 0907                                     | Clerk V                              | 11    | 1.0                     | 45,930      | 1.0                | 43,412      | 1.0                        | 43,412      |
| 4781                                     | Transportation Specialist Technician | 11    | 1.0                     | 41,680      | 1.0                | 42,564      | 1.0                        | 42,564      |
|  |                                      |       | 3.0                     | \$152,770   | 2.0                | \$85,976    | 2.0                        | \$85,976    |
| 17 Pediatric Ambulatory - 8930450        |                                      |       |                         |             |                    |             |                            |             |
| 0907                                     | Clerk V                              | 11    | 5.0                     | 226,008     | 5.0                | 226,633     | 5.0                        | 226,633     |
| 1652                                     | Attending Physician Senior 6         | K06   | 2.0                     | 390,400     | 2.0                | 394,489     | 2.0                        | 394,489     |
|  |                                      |       | 7.0                     | \$616,408   | 7.0                | \$621,122   | 7.0                        | \$621,122   |
| 19 Fantus Clerical - 8930452             |                                      |       |                         |             |                    |             |                            |             |
| 0050                                     | Administrative Assistant IV          | 18    | 1.0                     | 70,353      | 1.0                | 72,274      | 1.0                        | 72,274      |
| 0919                                     | Business Office Supervisor           | 13    | 1.0                     | 53,328      | 1.0                | 37,750      | 1.0                        | 37,750      |
| 0907                                     | Clerk V                              | 11    | 14.0                    | 620,837     | 14.0               | 601,886     | 14.0                       | 601,886     |
|  |                                      |       | 16.0                    | \$744,518   | 16.0               | \$711,910   | 16.0                       | \$711,910   |
| 20 Ambulatory Social Work - 8930453      |                                      |       |                         |             |                    |             |                            |             |
| 1529                                     | Director Of Medical Social Service I | 21    | 1.0                     | 94,106      | 1.0                | 96,005      | 1.0                        | 96,005      |
| 1524                                     | Medical Social Worker III            | 17    | 3.0                     | 155,473     | 3.0                | 189,522     | 3.0                        | 189,522     |
| 2158                                     | Medical Social Worker-JHS/ACHN/OFH   | 15    | 1.0                     | 60,410      | 1.0                | 60,410      | 1.0                        | 60,410      |
| 0907                                     | Clerk V                              | 11    | 1.0                     | 46,493      | 1.0                | 46,493      | 1.0                        | 46,493      |

PERSONAL SERVICES - SUMMARY OF POSITIONS BY BUSINESS UNIT AND JOB CODE  
DEPARTMENT 893 - AMBULATORY AND COMMUNITY HEALTH NETWORK OF COOK COUNTY

| Job Code  | Title  | Grade | 2014 Approved & Adopted |             | Department Request |             | President's Recommendation |             |
|---|--|-------|-------------------------|-------------|--------------------|-------------|----------------------------|-------------|
|   |  |       | FTE Pos.                | Salaries    | FTE Pos.           | Salaries    | FTE Pos.                   | Salaries    |
|   |  |       | 6.0                     | \$356,482   | 6.0                | \$392,430   | 6.0                        | \$392,430   |
| 26 Fantus Primary Care-GMC - 8931606                      |  |       |                         |             |                    |             |                            |             |
| 0110  | Director of Financial Control I                                  | 20    | 1.0                     | 85,115      | 1.0                | 86,832      | 1.0                        | 86,832      |
| 2138  | Dietitian III  | 18    | 1.0                     | 74,377      | 1.0                | 74,377      | 1.0                        | 74,377      |
| 1524  | Medical Social Worker III  | 17    |                         |             | 2.0                | 114,955     | 2.0                        | 114,955     |
| 0919  | Business Office Supervisor                                       | 13    | 1.0                     | 53,328      | 1.0                | 53,328      | 1.0                        | 53,328      |
| 0907  | Clerk V  | 11    | 10.0                    | 438,562     | 14.0               | 582,413     | 14.0                       | 582,413     |
| 1941  | Clinical Nurse I   | FA    |                         |             | 13.0               | 915,449     | 13.0                       | 915,449     |
| 3990  | Advanced Practice Nurse - Nurse Practitioner                     | FF    | 3.0                     | 339,063     | 7.0                | 698,550     | 7.0                        | 698,550     |
| 5296  | Medical Assistant  | 12    |                         |             | 19.0               | 666,971     | 19.0                       | 666,971     |
| 4826  | Health Advocate - ACHN   | 11    | 1.0                     | 36,126      | 1.0                | 37,750      | 1.0                        | 37,750      |
|   |  |       | 17.0                    | \$1,026,571 | 59.0               | \$3,230,625 | 59.0                       | \$3,230,625 |
| 28 Oral Health - 8931605                                  |  |       |                         |             |                    |             |                            |             |
| 5788  | Oral Health Director   | K12   | 1.0                     | 160,101     | 1.0                | 160,101     | 1.0                        | 160,101     |
| 6362  | Chair of the Department of Oral Health                           | K12   |                         |             | 1.0                | 200,000     | 1.0                        | 200,000     |
| 4880  | Dentist IV   | K04   | 1.0                     | 130,668     | 1.0                | 124,145     | 1.0                        | 124,145     |
| 0050  | Administrative Assistant IV                                      | 18    | 1.0                     | 53,843      | 1.0                | 53,843      | 1.0                        | 53,843      |
| 0919  | Business Office Supervisor                                       | 13    | 1.0                     | 37,750      | 1.0                | 37,750      | 1.0                        | 37,750      |
| 1500  | Dental Assistant - CCH   | 13    | 1.0                     | 37,750      | 1.0                | 37,750      | 1.0                        | 37,750      |
| 1963  | Dental Assistant   | 14    | 6.0                     | 335,932     | 5.0                | 279,444     | 5.0                        | 279,444     |
| 0907  | Clerk V  | 11    | 1.0                     | 32,912      | 1.0                | 32,912      | 1.0                        | 32,912      |
| 1837  | Dentist II   | K02   | 4.0                     | 457,112     | 4.0                | 457,112     | 4.0                        | 457,112     |
|   |  |       | 16.0                    | \$1,246,068 | 16.0               | \$1,383,057 | 16.0                       | \$1,383,057 |
| 29 Behavioral Health - 8931609                            |  |       |                         |             |                    |             |                            |             |
| 5925  | Psychologist-Ambulatory  | PSY   |                         |             | 3.0                | 184,350     | 3.0                        | 184,350     |
| 5907  | Director of Behavioral Health Services, PCMH Outpatient Services | 24    |                         |             | 1.0                | 120,000     | 1.0                        | 120,000     |
| 1941  | Clinical Nurse I   | FA    |                         |             | 1.0                | 53,975      | 1.0                        | 53,975      |
| 1637  | Attending Physician 7  | K07   |                         |             | 1.0                | 160,104     | 1.0                        | 160,104     |
| 5249  | Psychologist II  | 21    |                         |             | 1.0                | 61,450      | 1.0                        | 61,450      |
| 0907  | Clerk V  | 11    |                         |             | 1.0                | 28,361      | 1.0                        | 28,361      |
|   |  |       |                         |             | 8.0                | \$608,240   | 8.0                        | \$608,240   |
| 06 School Based Programs                                  |  |       |                         |             |                    |             |                            |             |
| 07 Morton East - 8930618                                  |  |       |                         |             |                    |             |                            |             |
| 1816  | Physician Assistant I  | 22    | 1.0                     | 73,726      |                    |             |                            |             |
| 1524  | Medical Social Worker III  | 17    | 1.0                     | 65,793      | 1.0                | 65,793      | 1.0                        | 65,793      |
| 5296  | Medical Assistant  | 12    |                         |             | 1.0                | 41,142      | 1.0                        | 41,142      |
| 0907  | Clerk V  | 11    | 1.0                     | 46,493      | 1.0                | 46,493      | 1.0                        | 46,493      |
| 2096  | Health Advocate  | 10    | 1.0                     | 39,537      | 1.0                | 39,537      | 1.0                        | 39,537      |
| 3990  | Advanced Practice Nurse - Nurse Practitioner                     | FF    |                         |             | 1.0                | 69,610      | 1.0                        | 69,610      |
|   |  |       | 4.0                     | \$225,549   | 5.0                | \$262,575   | 5.0                        | \$262,575   |
| 07 Nursing Education                                      |  |       |                         |             |                    |             |                            |             |
| 01 Nursing Professional Development & Education - 8930458 |  |       |                         |             |                    |             |                            |             |
| 1981  | Instructor Senior  | FD    | 1.0                     | 108,177     | 1.0                | 108,177     | 1.0                        | 108,177     |
|   |  |       | 1.0                     | \$108,177   | 1.0                | \$108,177   | 1.0                        | \$108,177   |
| 08 Referral Services                                      |  |       |                         |             |                    |             |                            |             |
| 01 Referral Support Desk - 8930466                        |  |       |                         |             |                    |             |                            |             |
| 0251  | Business Manager I   | 18    | 1.0                     | 68,538      |                    |             |                            |             |
| 0907  | Clerk V  | 11    | 6.8                     | 323,238     |                    |             |                            |             |
| 1941  | Clinical Nurse I   | FA    | 1.0                     | 87,978      |                    |             |                            |             |
|   |  |       | 8.8                     | \$479,754   |                    |             |                            |             |

PERSONAL SERVICES - SUMMARY OF POSITIONS BY BUSINESS UNIT AND JOB CODE  
DEPARTMENT 893 - AMBULATORY AND COMMUNITY HEALTH NETWORK OF COOK COUNTY

| Job Code                               | Title   | Grade | 2014 Approved & Adopted |                     | Department Request |                     | President's Recommendation |                     |
|--|---|-------|-------------------------|---------------------|--------------------|---------------------|----------------------------|---------------------|
|  |   |       | FTE Pos.                | Salaries            | FTE Pos.           | Salaries            | FTE Pos.                   | Salaries            |
| <b>09 ACHN Specialty Care Center</b>   |   |       |                         |                     |                    |                     |                            |                     |
| <b>01 SCC Administration - 8930599</b> |   |       |                         |                     |                    |                     |                            |                     |
| 5817                                   | Director of Ambulatory Specialty and Pediatric Care | K10   | 1.0                     | 196,429             |                    |                     |                            |                     |
| 1687                                   | Assistant Administrator                             | 23    | 1.0                     | 94,653              | 1.0                | 96,597              | 1.0                        | 96,597              |
| 0048                                   | Administrative Assistant III                        | 16    | 1.0                     | 61,139              | 1.0                | 62,696              | 1.0                        | 62,696              |
| 0907                                   | Clerk V   | 11    | 1.0                     | 46,493              | 1.0                | 46,493              | 1.0                        | 46,493              |
| 3990                                   | Advanced Practice Nurse - Nurse Practitioner        | FF    |                         |                     | 1.0                | 69,610              | 1.0                        | 69,610              |
| 4779                                   | Medical Laboratory Technician II (ACHN Sat)         | 11    | 1.0                     | 45,494              | 1.0                | 45,494              | 1.0                        | 45,494              |
| 4826                                   | Health Advocate - ACHN                              | 11    | 2.0                     | 88,058              | 2.0                | 88,058              | 2.0                        | 88,058              |
|  |   |       | 7.0                     | \$532,266           | 7.0                | \$408,948           | 7.0                        | \$408,948           |
| <b>02 SCC Nursing Admin - 8930902</b>  |   |       |                         |                     |                    |                     |                            |                     |
| 1957                                   | Divisional Nursing Director                         | NS3   | 1.0                     | 118,549             | 1.0                | 118,549             | 1.0                        | 118,549             |
| 5384                                   | Nurse Coordinator II                                | NS2   | 2.0                     | 195,939             | 5.0                | 406,302             | 5.0                        | 406,302             |
|  |   |       | 3.0                     | \$314,488           | 6.0                | \$524,851           | 6.0                        | \$524,851           |
| <b>03 SCC Nursing - 8930903</b>        |   |       |                         |                     |                    |                     |                            |                     |
| 4778                                   | Orthopedic Technologist                             | T16   |                         |                     | 3.0                | 189,921             | 3.0                        | 189,921             |
| 1816                                   | Physician Assistant I                               | 22    |                         |                     | 2.0                | 150,487             | 2.0                        | 150,487             |
| 2065                                   | Orthopedic Technician                               | 15    |                         |                     | 2.0                | 115,682             | 2.0                        | 115,682             |
| 1964                                   | Operating Room Technician                           | 12    | 2.0                     | 93,322              | 2.0                | 93,322              | 2.0                        | 93,322              |
| 0907                                   | Clerk V   | 11    |                         |                     | 1.0                | 32,912              | 1.0                        | 32,912              |
| 1941                                   | Clinical Nurse I                                    | FA    | 17.0                    | 1,455,470           | 21.0               | 1,717,109           | 21.0                       | 1,717,109           |
| 1942                                   | Clinical Nurse II                                   | FB    | 6.0                     | 550,493             | 7.0                | 644,252             | 7.0                        | 644,252             |
| 3990                                   | Advanced Practice Nurse - Nurse Practitioner        | FF    |                         |                     | 8.0                | 576,943             | 8.0                        | 576,943             |
| 1966                                   | Licensed Practical Nurse II                         | PN2   | 5.0                     | 247,186             | 5.0                | 264,026             | 5.0                        | 264,026             |
| 5296                                   | Medical Assistant                                   | 12    |                         |                     | 20.0               | 687,884             | 20.0                       | 687,884             |
| 4826                                   | Health Advocate - ACHN                              | 11    | 16.5                    | 681,731             | 15.0               | 624,921             | 15.0                       | 624,921             |
|  |   |       | 46.5                    | \$3,028,202         | 86.0               | \$5,097,459         | 86.0                       | \$5,097,459         |
| <b>05 SCC Clerical - 8930905</b>       |   |       |                         |                     |                    |                     |                            |                     |
| 0853                                   | Interpreter   | PDM   | 4.0                     | 143,755             | 4.0                | 166,028             | 4.0                        | 166,028             |
| 0047                                   | Administrative Assistant II                         | 14    | 1.0                     | 57,255              | 1.0                | 57,255              | 1.0                        | 57,255              |
| 0919                                   | Business Office Supervisor                          | 13    | 3.0                     | 137,562             | 3.0                | 125,350             | 3.0                        | 125,350             |
| 0907                                   | Clerk V   | 11    | 45.0                    | 1,972,350           | 50.0               | 2,157,902           | 50.0                       | 2,157,902           |
|  |   |       | 53.0                    | \$2,310,922         | 58.0               | \$2,506,535         | 58.0                       | \$2,506,535         |
| <b>Total Salaries and Positions</b>    |   |       | <b>620.0</b>            | <b>\$46,005,228</b> | <b>855.7</b>       | <b>\$59,818,820</b> | <b>855.7</b>               | <b>\$59,818,820</b> |
| <b>Turnover Adjustment</b>             |   |       |                         | <b>(2,421,041)</b>  |                    | <b>(8,965,832)</b>  |                            | <b>(8,965,832)</b>  |
| <b>Operating Funds Total</b>           |   |       | <b>620.0</b>            | <b>\$43,584,187</b> | <b>855.7</b>       | <b>\$50,852,988</b> | <b>855.7</b>               | <b>\$50,852,988</b> |

PERSONAL SERVICES - SUMMARY OF POSITIONS BY GRADE

DEPARTMENT 893 - AMBULATORY AND COMMUNITY HEALTH NETWORK OF COOK COUNTY

| Grade                               | 2014 Approved & Adopted |                     | Department Request |                     | President's Recommendation |                     |
|-------------------------------------|-------------------------|---------------------|--------------------|---------------------|----------------------------|---------------------|
|                                     | FTE Pos.                | Salaries            | FTE Pos.           | Salaries            | FTE Pos.                   | Salaries            |
| T18                                 |                         |                     | 1.0                | 64,591              | 1.0                        | 64,591              |
| T16                                 |                         |                     | 3.0                | 189,921             | 3.0                        | 189,921             |
| PSY                                 |                         |                     | 4.0                | 251,907             | 4.0                        | 251,907             |
| PN2                                 | 28.0                    | 1,410,085           | 22.0               | 1,143,380           | 22.0                       | 1,143,380           |
| PDM                                 | 6.0                     | 239,858             | 6.0                | 261,853             | 6.0                        | 261,853             |
| NS4                                 | 1.0                     | 127,374             | 1.0                | 132,044             | 1.0                        | 132,044             |
| NS3                                 | 5.0                     | 574,762             | 6.0                | 661,248             | 6.0                        | 661,248             |
| NS2                                 | 9.0                     | 839,495             | 22.0               | 1,928,726           | 22.0                       | 1,928,726           |
| NS1                                 | 1.0                     | 95,824              |                    |                     |                            |                     |
| K12                                 | 2.0                     | 386,675             | 2.0                | 360,101             | 2.0                        | 360,101             |
| K10                                 | 3.0                     | 676,488             | 2.0                | 431,859             | 2.0                        | 431,859             |
| K09                                 | 3.0                     | 687,410             | 4.0                | 930,788             | 4.0                        | 930,788             |
| K08                                 | 2.0                     | 362,180             | 2.0                | 390,056             | 2.0                        | 390,056             |
| K07                                 | 9.0                     | 1,768,386           | 10.0               | 1,901,362           | 10.0                       | 1,901,362           |
| K06                                 | 48.2                    | 8,651,775           | 56.2               | 9,830,993           | 56.2                       | 9,830,993           |
| K04                                 | 2.0                     | 254,813             | 3.0                | 405,484             | 3.0                        | 405,484             |
| K03                                 |                         |                     | 1.0                | 130,331             | 1.0                        | 130,331             |
| K02                                 | 4.0                     | 457,112             | 4.0                | 457,112             | 4.0                        | 457,112             |
| K                                   |                         |                     | 2.0                | 362,857             | 2.0                        | 362,857             |
| FF                                  | 8.0                     | 822,214             | 27.0               | 2,402,560           | 27.0                       | 2,402,560           |
| FD                                  | 1.0                     | 108,177             | 1.0                | 108,177             | 1.0                        | 108,177             |
| FC                                  | 3.0                     | 290,505             | 3.0                | 290,505             | 3.0                        | 290,505             |
| FB                                  | 32.0                    | 2,939,342           | 33.0               | 2,940,249           | 33.0                       | 2,940,249           |
| FA                                  | 84.5                    | 7,288,163           | 134.5              | 10,489,269          | 134.5                      | 10,489,269          |
| DE                                  | 3.0                     | 105,902             | 2.0                | 75,700              | 2.0                        | 75,700              |
| DC                                  | 9.0                     | 324,495             | 9.0                | 324,495             | 9.0                        | 324,495             |
| CF                                  | 6.0                     | 230,184             | 6.0                | 230,184             | 6.0                        | 230,184             |
| CE                                  | 1.0                     | 36,207              | 1.0                | 36,207              | 1.0                        | 36,207              |
| CD                                  | 4.0                     | 138,034             | 3.0                | 105,634             | 3.0                        | 105,634             |
| 24                                  | 5.0                     | 714,900             | 11.0               | 1,459,901           | 11.0                       | 1,459,901           |
| 23                                  | 1.0                     | 94,653              | 4.0                | 316,156             | 4.0                        | 316,156             |
| 22                                  | 7.0                     | 643,789             | 9.0                | 769,467             | 9.0                        | 769,467             |
| 21                                  | 3.0                     | 253,089             | 7.0                | 483,293             | 7.0                        | 483,293             |
| 20                                  | 9.0                     | 576,093             | 10.0               | 782,495             | 10.0                       | 782,495             |
| 18                                  | 13.0                    | 885,408             | 11.0               | 737,289             | 11.0                       | 737,289             |
| 17                                  | 9.0                     | 557,250             | 18.0               | 1,036,713           | 18.0                       | 1,036,713           |
| 16                                  | 16.0                    | 909,219             | 15.0               | 877,983             | 15.0                       | 877,983             |
| 15                                  | 2.0                     | 120,820             | 4.0                | 236,502             | 4.0                        | 236,502             |
| 14                                  | 12.0                    | 676,833             | 16.0               | 864,790             | 16.0                       | 864,790             |
| 13                                  | 15.0                    | 717,899             | 14.0               | 625,925             | 14.0                       | 625,925             |
| 12                                  | 8.0                     | 351,090             | 113.0              | 3,971,839           | 113.0                      | 3,971,839           |
| 11                                  | 243.3                   | 10,613,030          | 245.0              | 10,494,602          | 245.0                      | 10,494,602          |
| 10                                  | 2.0                     | 75,695              | 8.0                | 324,271             | 8.0                        | 324,271             |
| 09                                  |                         |                     |                    | 1                   |                            | 1                   |
| <b>Total Salaries and Positions</b> | <b>620.0</b>            | <b>\$46,005,228</b> | <b>855.7</b>       | <b>\$59,818,820</b> | <b>855.7</b>               | <b>\$59,818,820</b> |
| <b>Turnover Adjustment</b>          |                         | <b>(2,421,041)</b>  |                    | <b>(8,965,832)</b>  |                            | <b>(8,965,832)</b>  |
| <b>Operating Funds Total</b>        | <b>620.0</b>            | <b>\$43,584,187</b> | <b>855.7</b>       | <b>\$50,852,988</b> | <b>855.7</b>               | <b>\$50,852,988</b> |

DEPARTMENT OVERVIEW

894 RUTH M. ROTHSTEIN CORE CENTER

Mission

To provide the highest quality care for persons affected by infectious diseases, with respect, dignity and compassion without regard to the ability to pay; to ensure a patient-centered and consumer guided environment; and to seek to better understand and to prevent these diseases through education and research.

Mandates and Key Activities

- Aligns HIV care across CCHHS, furthering HIV Service Line integration: A.) Ensure high quality HIV care across the care continuum. B.) Maximize access to, and engagement in, HIV care for new patients
- Improves data access and analysis capabilities: A.) Complete implementation of the EHR as data source. B.) Update/revise CORE databases for reporting. C.) Increase ability to analyze data for evaluation of care, quality, program expansion, planning, and business functions
- Strengthens infrastructure to maximize access to extramural funding: A.) Expand capabilities of, and relationships with, fiduciary partners. B.) Explore expansion of research and service grants
- Contributes to improvements in, and cost effectiveness of, care by securing federal, state, and city, as well as foundation, industry, and philanthropic grants
- Operates under a number of regulatory frameworks. These include the Joint Commission on Accreditation of Hospitals, Ryan White Part A (CDPH), Ryan White Part B & C (IDPH), Ryan White Part D (HRSA), outpatient pharmacy (IDFPR), IND pharmacy (FDA) SAMHSA, HRSA-SPNS, CDC, IL DCFS, IL DORS, and Social Security

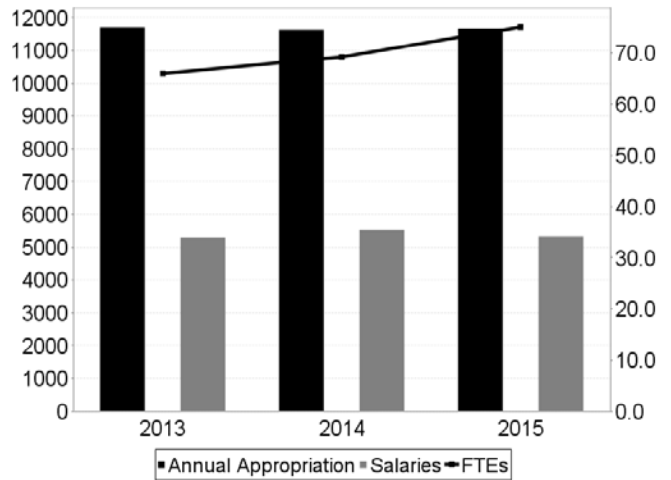
Discussion of 2014 Activities and 2015 Initiatives

In 2013, CORE and partner CCHHS HIV service providers achieved agreement on common QI and Patient Satisfaction tools and goals. HIV services agreed to further alignment to achieve System wide center of excellence in HIV care. CORE operating three externally funded patient retention programs.

The CORE Center also achieved paperless progress note charting, which improves and eases reporting and improves data access for QI.

In addition, the Core Center looks to accomplish the following in 2015: Complete transition to routine opt-out HIV testing throughout CCHHS; Maximize access to and engagement in HIV care for new patients; Fully implement system wide program of continuous improvement with evidence based methodologies and key patient safety and quality indicators monitored on a ongoing (rather than periodic) basis; Continue and improve STAR and internal dashboard reporting systems to monitor access, quality, safety, and satisfaction outcomes; Promulgate customer service employee standards and continue customer service training.

| Appropriations (\$ thousands) |              |                             |                  |
|-------------------------------|--------------|-----------------------------|------------------|
| Fund Category                 | 2013 Adopted | 2014 Adjusted Appropriation | 2015 Recommended |
| Health Fund                   | 11,698.2     | 11,623.8                    | 11,661.6         |
| FTE Positions                 | 66.0         | 69.3                        | 75.0             |



STAR Goals/Key Performance Indicators

- ★ Increase number of eligible patients having routine HIV test: Led by CORE, HIV testing is above targets system wide.
- ★ Increase percent of new patients scheduled within 10 business days: Close to the goal at 96% access HIV primary care in less than 10 business days.
- ★ Increase percent of patients on HIV treatment with good response: At 97% CORE is well above the goal of 90% of treated patients being suppressed.

| STAR Performance Data   |         |                      |                |
|---|---------|----------------------|----------------|
| Performance Indicator   | FY 2013 | FY 2014 Projected YE | FY 2015 Target |
| Number of eligible patients having routine HIV test           | 66,309  | 69,145               | 75,000         |
| Percent of new HIV patients scheduled within 10 business days | 100%    | 96%                  | 100%           |
| Percent of patient on HIV treatment with good response        | 91%     | 96%                  | 100%           |

DISTRIBUTION BY APPROPRIATION CLASSIFICATION  
DEPARTMENT 894 - RUTH M. ROTHSTEIN CORE CENTER

| Account   | 2014 Expend.<br>As Of 09-30-14 | 2014 Adjusted<br>Appropriation | Department<br>Request | President's<br>Recommendation | Difference       |
|---|--------------------------------|--------------------------------|-----------------------|-------------------------------|------------------|
| <b>Personal Services</b>  |                                |                                |                       |                               |                  |
| 110/501010 Salaries and Wages of Regular Employees                      | 4,471,622                      | 5,512,202                      | 5,327,805             | 5,327,805                     | (184,397)        |
| 120/501210 Overtime Compensation  | 32,003                         | 39,208                         | 40,000                | 40,000                        | 792              |
| 133/501360 Per Diem Personnel   |                                | 55,898                         | 70,512                | 70,512                        | 14,614           |
| 136/501400 Differential Pay   | 17,642                         | 16,750                         |                       |                               | (16,750)         |
| 155/501420 Medical Practitioners As Required                            |                                | 23,381                         | 63,326                | 63,326                        | 39,945           |
| 170/501510 Mandatory Medicare Costs                                     | 39,038                         | 50,375                         | 79,778                | 79,778                        | 29,403           |
| 182/501750 Employee Tuition Refund                                      |                                | 55,500                         | 3,500                 | 3,500                         | (52,000)         |
| <b>Personal Services Total</b>  | <b>4,560,306</b>               | <b>5,753,314</b>               | <b>5,584,921</b>      | <b>5,584,921</b>              | <b>(168,393)</b> |
| <b>Contractual Services</b>   |                                |                                |                       |                               |                  |
| 213/520010 Ambulance and Patient Transportation Service                 | 14,300                         | 39,401                         | 44,200                | 44,200                        | 4,799            |
| 215/520050 Scavenger Services   |                                | 3,880                          | 5,800                 | 5,800                         | 1,920            |
| 222/520190 Laundry and Linen Services                                   |                                | 729                            | 1,506                 | 1,506                         | 777              |
| 225/520260 Postage  |                                | 455                            | 1,800                 | 1,800                         | 1,345            |
| 228/520280 Delivery Services  |                                | 291                            | 300                   | 300                           | 9                |
| 235/520390 Contractual Maintenance Services                             | 12,749                         | 25,134                         | 34,996                | 34,996                        | 9,862            |
| 240/520490 External Graphics and Reproduction Services                  | 1,864                          | 5,820                          | 7,528                 | 7,528                         | 1,708            |
| 246/520650 Imaging of Records   |                                | 3,444                          | 3,500                 | 3,500                         | 56               |
| 260/520830 Professional and Managerial Services                         | 18,472                         | 31,040                         | 24,000                | 24,000                        | (7,040)          |
| 272/521050 Medical Consultation Services                                |                                | 11,640                         | 25,000                | 25,000                        | 13,360           |
| 278/521200 Laboratory Related Services                                  |                                | 6,984                          | 10,000                | 10,000                        | 3,016            |
| <b>Contractual Services Total</b>                                       | <b>47,385</b>                  | <b>128,818</b>                 | <b>158,630</b>        | <b>158,630</b>                | <b>29,812</b>    |
| <b>Supplies and Materials</b>   |                                |                                |                       |                               |                  |
| 310/530010 Food Supplies  | 1,319                          | 2,425                          | 3,880                 | 3,880                         | 1,455            |
| 320/530100 Wearing Apparel  | 129                            | 1,388                          | 1,000                 | 1,000                         | (388)            |
| 330/530160 Household, Laundry, Cleaning and Personal Care Supplies      |                                | 970                            | 1,000                 | 1,000                         | 30               |
| 333/530270 Institutional Supplies                                       |                                | 276                            | 285                   | 285                           | 9                |
| 350/530600 Office Supplies  | 692                            | 18,896                         | 9,480                 | 9,480                         | (9,416)          |
| 353/530640 Books, Periodicals, Publications, Archives and Data Services | 734                            | 1,640                          | 2,000                 | 2,000                         | 360              |
| 355/530700 Photographic and Reproduction Supplies                       | 6,070                          | 8,439                          | 16,000                | 16,000                        | 7,561            |
| 360/530790 Medical, Dental, and Laboratory Supplies                     | 33,702                         | 47,045                         | 40,000                | 40,000                        | (7,045)          |
| 362/531200 Surgical Supplies  |                                | 36,860                         | 38,800                | 38,800                        | 1,940            |
| 364/531400 AZT and Related Drug Therapy                                 | 5,200,000                      | 5,286,500                      | 5,500,000             | 5,500,000                     | 213,500          |
| 365/531420 Clinical Laboratory Supplies                                 |                                | 77,323                         | 18,000                | 18,000                        | (59,323)         |
| 388/531650 Computer Operation Supplies                                  |                                | 8,187                          | 8,440                 | 8,440                         | 253              |
| <b>Supplies and Materials Total</b>                                     | <b>5,242,645</b>               | <b>5,489,949</b>               | <b>5,638,885</b>      | <b>5,638,885</b>              | <b>148,936</b>   |
| <b>Operations and Maintenance</b>                                       |                                |                                |                       |                               |                  |
| 410/540050 Electricity  | 117,220                        | 102,132                        | 167,078               | 167,078                       | 64,946           |
| 422/540070 Gas  | 77,468                         | 108,571                        | 67,443                | 67,443                        | (41,128)         |
| 450/540350 Maintenance and Repair of Plant Equipment                    | 2,100                          | 20,370                         | 24,000                | 24,000                        | 3,630            |
| <b>Operations and Maintenance Total</b>                                 | <b>196,787</b>                 | <b>231,073</b>                 | <b>258,521</b>        | <b>258,521</b>                | <b>27,448</b>    |
| <b>Rental and Leasing</b>   |                                |                                |                       |                               |                  |
| 630/550010 Rental of Office Equipment                                   |                                | 20,620                         | 20,620                | 20,620                        |                  |
| <b>Rental and Leasing Total</b>   |                                | <b>20,620</b>                  | <b>20,620</b>         | <b>20,620</b>                 |                  |
| <b>Operating Funds Total</b>  | <b>10,047,124</b>              | <b>11,623,774</b>              | <b>11,661,577</b>     | <b>11,661,577</b>             | <b>37,803</b>    |

DISTRIBUTION BY APPROPRIATION CLASSIFICATION  
DEPARTMENT 894 - RUTH M. ROTHSTEIN CORE CENTER

| Account   | 2014 Expend.<br>As Of 09-30-14 | 2014 Adjusted<br>Appropriation | Department<br>Request | President's<br>Recommendation | Difference |
|---|--------------------------------|--------------------------------|-----------------------|-------------------------------|------------|
| <u>(717) New/Replacement Capital Equipment - 71700894</u> |                                |                                |                       |                               |            |
| 540/560430 Medical, Dental and Laboratory Equipment       | 8,405                          | 107,237                        |                       |                               | (107,237)  |
|   | 8,405                          | 107,237                        |                       |                               | (107,237)  |
| Capital Equipment Request Total                           | 8,405                          | 107,237                        |                       |                               | (107,237)  |



PERSONAL SERVICES - SUMMARY OF POSITIONS BY BUSINESS UNIT AND JOB CODE  
DEPARTMENT 894 - RUTH M. ROTHSTEIN CORE CENTER

| Job Code                                    | Title   | Grade | 2014 Approved & Adopted |             | Department Request |             | President's Recommendation |             |
|---|---|-------|-------------------------|-------------|--------------------|-------------|----------------------------|-------------|
|   |   |       | FTE Pos.                | Salaries    | FTE Pos.           | Salaries    | FTE Pos.                   | Salaries    |
| <b>11 C.O.R.E. - Administration</b>         |   |       |                         |             |                    |             |                            |             |
| <b>01 Administration - 8941101</b>          |   |       |                         |             |                    |             |                            |             |
| 4097  | Project Manager - Support Services Health       | 23    | 1.0                     | 82,699      | 1.0                | 84,366      | 1.0                        | 84,366      |
| 1687  | Assistant Administrator                         | 23    | 1.0                     | 106,282     | 1.0                | 108,422     | 1.0                        | 108,422     |
| 1113  | Systems Analyst IV                              | 21    | 1.0                     | 61,450      | 0.2                | 15,363      | 0.2                        | 15,363      |
| 0050  | Administrative Assistant IV                     | 18    | 1.0                     | 46,476      | 1.0                | 46,476      | 1.0                        | 46,476      |
| 1111  | Systems Analyst II                              | 18    | 1.0                     | 64,632      | 1.0                | 66,298      | 1.0                        | 66,298      |
| 1723  | Associate Administrator Of Nursing Service      | NS5   | 1.0                     | 127,545     | 1.0                | 127,545     | 1.0                        | 127,545     |
|   |   |       | 6.0                     | \$489,084   | 5.2                | \$448,470   | 5.2                        | \$448,470   |
| <b>02 Building Services - 8941102</b>       |   |       |                         |             |                    |             |                            |             |
| 0912  | Administrative Aide                             | CC    | 1.0                     | 34,655      | 1.0                | 34,655      | 1.0                        | 34,655      |
| 0251  | Business Manager I                              | 18    | 1.0                     | 46,476      | 1.0                | 63,802      | 1.0                        | 63,802      |
|   |   |       | 2.0                     | \$81,131    | 2.0                | \$98,457    | 2.0                        | \$98,457    |
| <b>12 C.O.R.E. - Medical Services</b>       |   |       |                         |             |                    |             |                            |             |
| <b>01 Medical Services - 8941201</b>        |   |       |                         |             |                    |             |                            |             |
| 4880  | Dentist IV                                      | K04   | 1.2                     | 124,145     | 1.2                | 188,231     | 1.2                        | 188,231     |
| 1500  | Dental Assistant - CCH                          | 13    | 1.6                     | 57,079      | 3.0                | 102,985     | 3.0                        | 102,985     |
| 3990  | Advanced Practice Nurse - Nurse Practitioner    | FF    | 3.5                     | 369,980     | 3.5                | 372,288     | 3.5                        | 372,288     |
| 1648  | Medical Division Chairman 11                    | K11   | 1.0                     | 252,946     | 1.0                | 258,044     | 1.0                        | 258,044     |
| 1645  | Medical Division Chairman 8                     | K     | 0.7                     | 209,700     | 1.0                | 213,812     | 1.0                        | 213,812     |
| 1647  | Medical Division Chairman 10                    | K10   | 1.0                     | 220,464     | 1.0                | 224,747     | 1.0                        | 224,747     |
| 1654  | Attending Physician Senior 8                    | K08   | 1.0                     | 218,425     | 1.0                | 218,425     | 1.0                        | 218,425     |
| 1637  | Attending Physician 7                           | K07   | 3.0                     | 574,596     | 3.0                | 582,601     | 3.0                        | 582,601     |
| 1636  | Attending Physician 6                           | K06   | 2.0                     | 339,332     | 2.0                | 346,170     | 2.0                        | 346,170     |
|   |   |       | 15.0                    | \$2,366,667 | 16.7               | \$2,507,303 | 16.7                       | \$2,507,303 |
| <b>02 Pharmacy - 8941202</b>                |   |       |                         |             |                    |             |                            |             |
| 1874  | Director Of Pharmacy II                         | 24    | 1.0                     | 149,870     | 1.0                | 149,870     | 1.0                        | 149,870     |
| 1878  | Pharmacist                                      | RX1   | 4.0                     | 464,956     | 4.0                | 464,956     | 4.0                        | 464,956     |
| 2051  | Pharmacy Technician (As Required Not To Exceed) | PB    | 2.0                     | 94,236      | 3.0                | 138,363     | 3.0                        | 138,363     |
|   |   |       | 7.0                     | \$709,062   | 8.0                | \$753,189   | 8.0                        | \$753,189   |
| <b>03 Laboratory - 8941203</b>              |   |       |                         |             |                    |             |                            |             |
| 1843  | Medical Technologist I                          | 14    | 3.0                     | 165,388     | 3.0                | 165,388     | 3.0                        | 165,388     |
| 1842  | Medical Laboratory Technician III               | 13    | 1.0                     | 52,344      | 1.0                | 52,344      | 1.0                        | 52,344      |
| 2096  | Health Advocate                                 | 10    | 1.0                     | 39,274      | 1.0                | 39,302      | 1.0                        | 39,302      |
|   |   |       | 5.0                     | \$257,006   | 5.0                | \$257,034   | 5.0                        | \$257,034   |
| <b>13 C.O.R.E. - Patient Services</b>       |   |       |                         |             |                    |             |                            |             |
| <b>01 Patient Services - 8941301</b>        |   |       |                         |             |                    |             |                            |             |
| 1957  | Divisional Nursing Director                     | NS3   | 1.0                     | 113,140     | 1.0                | 115,420     | 1.0                        | 115,420     |
| 1941  | Clinical Nurse I                                | FA    | 4.4                     | 306,614     | 4.4                | 340,263     | 4.4                        | 340,263     |
| 1942  | Clinical Nurse II                               | FB    | 3.0                     | 276,597     | 3.0                | 243,814     | 3.0                        | 243,814     |
| 1943  | Nurse Clinician                                 | FC    | 1.0                     | 96,835      | 1.0                | 96,835      | 1.0                        | 96,835      |
|   |   |       | 9.4                     | \$793,186   | 9.4                | \$796,332   | 9.4                        | \$796,332   |
| <b>02 Patient Care Attendants - 8941302</b> |   |       |                         |             |                    |             |                            |             |
| 0853  | Interpreter                                     | PDM   | 1.0                     | 57,255      | 1.0                | 57,254      | 1.0                        | 57,254      |
| 2166  | Attendant Patient Care (CCH)                    | CD    | 4.0                     | 126,902     | 1.0                | 34,656      | 1.0                        | 34,656      |
| 5296  | Medical Assistant                               | 12    |                         |             | 6.0                | 199,012     | 6.0                        | 199,012     |
|   |   |       | 5.0                     | \$184,157   | 8.0                | \$290,922   | 8.0                        | \$290,922   |
| <b>03 Medical Records - 8941303</b>         |   |       |                         |             |                    |             |                            |             |
| 2011  | Medical Records Technician Senior               | 16    | 1.0                     | 52,250      | 1.0                | 61,779      | 1.0                        | 61,779      |
| 0907  | Clerk V   | 11    | 2.0                     | 92,986      | 2.0                | 92,986      | 2.0                        | 92,986      |

PERSONAL SERVICES - SUMMARY OF POSITIONS BY BUSINESS UNIT AND JOB CODE

DEPARTMENT 894 - RUTH M. ROTHSTEIN CORE CENTER

| Job Code   | Title                                 | Grade | 2014 Approved & Adopted |             | Department Request |             | President's Recommendation |             |
|--|---------------------------------------|-------|-------------------------|-------------|--------------------|-------------|----------------------------|-------------|
|  |                                       |       | FTE Pos.                | Salaries    | FTE Pos.           | Salaries    | FTE Pos.                   | Salaries    |
|  |                                       |       | 3.0                     | \$145,236   | 3.0                | \$154,765   | 3.0                        | \$154,765   |
| 14 C.O.R.E. - Benefits Case Management               |                                       |       |                         |             |                    |             |                            |             |
| 01 Benefits Case Management - 8941401                |                                       |       |                         |             |                    |             |                            |             |
| 1719   | Grant Coordinator                     | 23    | 1.0                     | 112,058     | 1.0                | 115,120     | 1.0                        | 115,120     |
| 1515   | Caseworker V                          | 18    | 1.0                     | 46,476      | 1.0                | 49,789      | 1.0                        | 49,789      |
| 1524   | Medical Social Worker III             | 17    | 1.5                     | 65,007      | 3.0                | 143,872     | 3.0                        | 143,872     |
| 1523   | Medical Social Worker II              | 16    | 2.4                     | 121,009     | 1.7                | 90,698      | 1.7                        | 90,698      |
| 1699   | Public Health Educator I - CCH        | 16    | 1.0                     | 59,310      | 1.0                | 60,387      | 1.0                        | 60,387      |
| 2158   | Medical Social Worker-JHS/ACHN/OFH    | 15    | 1.0                     | 60,410      | 1.0                | 59,404      | 1.0                        | 59,404      |
|  |                                       |       | 7.9                     | \$464,270   | 8.7                | \$519,270   | 8.7                        | \$519,270   |
| 02 Registration - 8941402                            |                                       |       |                         |             |                    |             |                            |             |
| 0907   | Clerk V                               | 11    | 7.0                     | 309,762     | 7.0                | 301,282     | 7.0                        | 301,282     |
|  |                                       |       | 7.0                     | \$309,762   | 7.0                | \$301,282   | 7.0                        | \$301,282   |
| 15 C.O.R.E. - Community Education / Grants Oversight |                                       |       |                         |             |                    |             |                            |             |
| 01 Community Education / Grants Oversight - 8941501  |                                       |       |                         |             |                    |             |                            |             |
| 2117   | Epidemiologist III                    | 18    | 1.0                     | 69,026      | 1.0                | 70,418      | 1.0                        | 70,418      |
| 1956   | Assistant Divisional Nursing Director | NS2   | 1.0                     | 97,266      | 1.0                | 96,743      | 1.0                        | 96,743      |
|  |                                       |       | 2.0                     | \$166,292   | 2.0                | \$167,161   | 2.0                        | \$167,161   |
| Total Salaries and Positions                         |                                       |       | 69.3                    | \$5,965,853 | 75.0               | \$6,294,185 | 75.0                       | \$6,294,185 |
| Turnover Adjustment                                  |                                       |       |                         | (443,982)   |                    | (966,380)   |                            | (966,380)   |
| Operating Funds Total                                |                                       |       | 69.3                    | \$5,521,871 | 75.0               | \$5,327,805 | 75.0                       | \$5,327,805 |

PERSONAL SERVICES - SUMMARY OF POSITIONS BY GRADE  
DEPARTMENT 894 - RUTH M. ROTHSTEIN CORE CENTER

| Grade                               | 2014 Approved & Adopted |                    | Department Request |                    | President's Recommendation |                    |
|-------------------------------------|-------------------------|--------------------|--------------------|--------------------|----------------------------|--------------------|
|                                     | FTE Pos.                | Salaries           | FTE Pos.           | Salaries           | FTE Pos.                   | Salaries           |
| RX1                                 | 4.0                     | 464,956            | 4.0                | 464,956            | 4.0                        | 464,956            |
| PDM                                 | 1.0                     | 57,255             | 1.0                | 57,254             | 1.0                        | 57,254             |
| PB                                  | 2.0                     | 94,236             | 3.0                | 138,363            | 3.0                        | 138,363            |
| NS5                                 | 1.0                     | 127,545            | 1.0                | 127,545            | 1.0                        | 127,545            |
| NS3                                 | 1.0                     | 113,140            | 1.0                | 115,420            | 1.0                        | 115,420            |
| NS2                                 | 1.0                     | 97,266             | 1.0                | 96,743             | 1.0                        | 96,743             |
| K11                                 | 1.0                     | 252,946            | 1.0                | 258,044            | 1.0                        | 258,044            |
| K10                                 | 1.0                     | 220,464            | 1.0                | 224,747            | 1.0                        | 224,747            |
| K08                                 | 1.0                     | 218,425            | 1.0                | 218,425            | 1.0                        | 218,425            |
| K07                                 | 3.0                     | 574,596            | 3.0                | 582,601            | 3.0                        | 582,601            |
| K06                                 | 2.0                     | 339,332            | 2.0                | 346,170            | 2.0                        | 346,170            |
| K04                                 | 1.2                     | 124,145            | 1.2                | 188,231            | 1.2                        | 188,231            |
| K                                   | 0.7                     | 209,700            | 1.0                | 213,812            | 1.0                        | 213,812            |
| FF                                  | 3.5                     | 369,980            | 3.5                | 372,288            | 3.5                        | 372,288            |
| FC                                  | 1.0                     | 96,835             | 1.0                | 96,835             | 1.0                        | 96,835             |
| FB                                  | 3.0                     | 276,597            | 3.0                | 243,814            | 3.0                        | 243,814            |
| FA                                  | 4.4                     | 306,614            | 4.4                | 340,263            | 4.4                        | 340,263            |
| CD                                  | 4.0                     | 126,902            | 1.0                | 34,656             | 1.0                        | 34,656             |
| CC                                  | 1.0                     | 34,655             | 1.0                | 34,655             | 1.0                        | 34,655             |
| 24                                  | 1.0                     | 149,870            | 1.0                | 149,870            | 1.0                        | 149,870            |
| 23                                  | 3.0                     | 301,039            | 3.0                | 307,908            | 3.0                        | 307,908            |
| 21                                  | 1.0                     | 61,450             | 0.2                | 15,363             | 0.2                        | 15,363             |
| 18                                  | 5.0                     | 273,086            | 5.0                | 296,783            | 5.0                        | 296,783            |
| 17                                  | 1.5                     | 65,007             | 3.0                | 143,872            | 3.0                        | 143,872            |
| 16                                  | 4.4                     | 232,569            | 3.7                | 212,864            | 3.7                        | 212,864            |
| 15                                  | 1.0                     | 60,410             | 1.0                | 59,404             | 1.0                        | 59,404             |
| 14                                  | 3.0                     | 165,388            | 3.0                | 165,388            | 3.0                        | 165,388            |
| 13                                  | 2.6                     | 109,423            | 4.0                | 155,329            | 4.0                        | 155,329            |
| 12                                  |                         |                    | 6.0                | 199,012            | 6.0                        | 199,012            |
| 11                                  | 9.0                     | 402,748            | 9.0                | 394,268            | 9.0                        | 394,268            |
| 10                                  | 1.0                     | 39,274             | 1.0                | 39,302             | 1.0                        | 39,302             |
| <b>Total Salaries and Positions</b> | <b>69.3</b>             | <b>\$5,965,853</b> | <b>75.0</b>        | <b>\$6,294,185</b> | <b>75.0</b>                | <b>\$6,294,185</b> |
| <b>Turnover Adjustment</b>          |                         | <b>(443,982)</b>   |                    | <b>(966,380)</b>   |                            | <b>(966,380)</b>   |
| <b>Operating Funds Total</b>        | <b>69.3</b>             | <b>\$5,521,871</b> | <b>75.0</b>        | <b>\$5,327,805</b> | <b>75.0</b>                | <b>\$5,327,805</b> |

DEPARTMENT OVERVIEW

895 DEPARTMENT OF PUBLIC HEALTH

Mission

The Cook County Department of Public Health (CCDPH) works to achieve health equality for all Cook County residents through its leadership and partnerships promoting healthy lifestyles, while advocating for the environmental and social conditions necessary for physical, mental, and social well-being.

Mandates and Key Activities

- Monitors health status to identify community health problems
- Diagnoses and investigates health problems and hazards in the community
- Informs, educates, and empowers people about health issues
- Develops policies and plans that support individual and community health efforts
- Enforces laws and regulations that protect health and ensure safety
- Evaluates effectiveness, accessibility, and quality of personal and population-based health services

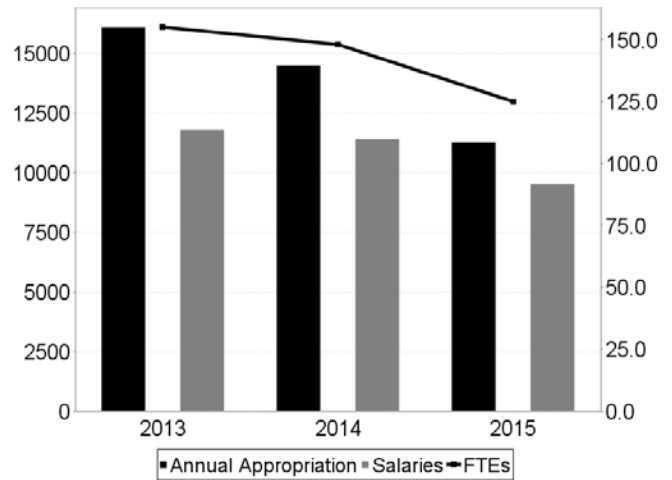
Discussion of 2014 Activities and 2015 Initiatives

An application for national certification through the Public Health Accreditation Board (PHAB) was submitted in May 2012. That application and subsequent site visit by the Public Health Accreditation Board resulted in a five-year accreditation of the Cook County Department of Public Health in March 2014.

Mandated functions as an Illinois state certified local health department including communicable disease control, public health nursing case management of high risk infants, emergency preparedness, and environmental health inspections.

In 2015, CCDPH will focus on issues impacting population health such as access to food and food policy, sexually transmitted infections and other preventable diseases. The use of new technology in disease surveillance will be explored.

| Appropriations (\$ thousands) |              |                             |                  |
|-------------------------------|--------------|-----------------------------|------------------|
| Fund Category                 | 2013 Adopted | 2014 Adjusted Appropriation | 2015 Recommended |
| Health Fund                   | 16,107.1     | 14,509.7                    | 11,274.5         |
| FTE Positions                 | 155.0        | 148.0                       | 125.0            |



STAR Goals/Key Performance Indicators

- ★ Number of school districts with school wellness councils and action plans – To comply with Federal Law 103-265 and Public Act 94-1099, schools districts are required to have a wellness policy consistent incorporating recommendations from the Centers for Disease Control and Prevention to reduce the incidence and impact of chronic diseases resulting from obesity, inactivity, and poor nutrition choices. CCDPH provided technical assistance to support school districts through suburban Cook County (SCC). The target for FY2013 was 5 and the target was met during 2nd quarter with 7 school districts with school wellness councils and action plans.
- ★ Percent of food establishments with isolated illness complaints inspected within 2 business days of receipt of complaint. Isolated illness complaints are prioritized lower than outbreaks but have the potential of becoming larger scale if not adequately assessed for breakdown of sanitation standards. The target of 90% has been consistently met.
- ★ Average contact index per case of primary and secondary syphilis. The goal of case investigation is to identify as many contacts to the case as possible so that they can be notified and receive education, screening, and treatment to prevent further spread of syphilis. The target was set to 1.0.

| STAR Performance Data  |         |                      |                |
|--|---------|----------------------|----------------|
| Performance Indicator  | FY 2013 | FY 2014 Projected YE | FY 2015 Target |
| # of SCC school districts with school wellness councils and action plans   | 7       | 5                    | n/a            |
| Percent of food establishments with isolated illness complaints within a contracted community or unincorporated Suburban Cook County that are inspected within 2 business days of receipt of complaint. (n = 75, number of food establishments = 1800) | n/a     | 100%                 | 100%           |
| Average Contact Index per case of P & S syphilis.  | n/a     | 1.0                  | 1.0            |

DISTRIBUTION BY APPROPRIATION CLASSIFICATION  
DEPARTMENT 895 - DEPARTMENT OF PUBLIC HEALTH

| Account   | 2014 Expend.<br>As Of 09-30-14 | 2014 Adjusted<br>Appropriation | Department<br>Request | President's<br>Recommendation | Difference         |
|---|--------------------------------|--------------------------------|-----------------------|-------------------------------|--------------------|
| <b>Personal Services</b>  |                                |                                |                       |                               |                    |
| 110/501010 Salaries and Wages of Regular Employees                            | 8,294,779                      | 11,393,908                     | 9,530,264             | 9,530,264                     | (1,863,644)        |
| 120/501210 Overtime Compensation  | 14,393                         | 8,156                          | 7,911                 | 7,911                         | (245)              |
| 130/501320 Salaries and Wages of Extra Employees                              | 26,764                         |                                |                       |                               |                    |
| 133/501360 Per Diem Personnel   | 85,262                         | 399,597                        | 25,610                | 25,610                        | (373,987)          |
| 136/501400 Differential Pay   |                                | 15,100                         | 15,100                | 15,100                        |                    |
| 170/501510 Mandatory Medicare Costs   | 68,646                         | 103,082                        | 138,905               | 138,905                       | 35,823             |
| 175/501590 Life Insurance Program   | 25                             |                                |                       |                               |                    |
| 176/501610 Health Insurance   | 1,760                          |                                |                       |                               |                    |
| 177/501640 Dental Insurance Plan  | 20                             |                                |                       |                               |                    |
| 179/501690 Vision Care Insurance  | 97                             |                                |                       |                               |                    |
| 182/501750 Employee Tuition Refund  |                                | 5,000                          | 5,000                 | 5,000                         |                    |
| 183/501770 Seminars for Professional Employees                                |                                | 1,000                          | 1,000                 | 1,000                         |                    |
| 186/501860 Training Programs for Staff Personnel                              | 2,554                          | 5,000                          | 5,000                 | 5,000                         |                    |
| 190/501970 Transportation and Other Travel Expenses for Employees             | 123,881                        | 194,000                        | 170,000               | 170,000                       | (24,000)           |
| <b>Personal Services Total</b>  | <b>8,618,180</b>               | <b>12,124,843</b>              | <b>9,898,790</b>      | <b>9,898,790</b>              | <b>(2,226,053)</b> |
| <b>Contractual Services</b>   |                                |                                |                       |                               |                    |
| 215/520050 Scavenger Services   | 21,222                         | 33,950                         | 33,950                | 33,950                        |                    |
| 220/520150 Communication Services   | 27,556                         | 29,100                         | 52,000                | 52,000                        | 22,900             |
| 225/520260 Postage  | 34,500                         | 38,137                         | 15,000                | 15,000                        | (23,137)           |
| 235/520390 Contractual Maintenance Services                                   |                                | 2,270                          | 1,200                 | 1,200                         | (1,070)            |
| 240/520490 External Graphics and Reproduction Services                        | 2,361                          | 11,321                         | 10,000                | 10,000                        | (1,321)            |
| 250/520730 Premiums on Fidelity, Surety Bonds and Public Liability            | 186                            | 194                            | 194                   | 194                           |                    |
| 260/520830 Professional and Managerial Services                               | 124,773                        | 577,053                        | 325,000               | 325,000                       | (252,053)          |
| 278/521200 Laboratory Related Services  | 250,000                        | 304,448                        | 70,000                | 70,000                        | (234,448)          |
| <b>Contractual Services Total</b>   | <b>460,599</b>                 | <b>996,473</b>                 | <b>507,344</b>        | <b>507,344</b>                | <b>(489,129)</b>   |
| <b>Supplies and Materials</b>   |                                |                                |                       |                               |                    |
| 350/530600 Office Supplies  | 34,990                         | 38,800                         | 25,000                | 25,000                        | (13,800)           |
| 353/530640 Books, Periodicals, Publications, Archives and Data Services       | 356                            | 5,000                          | 3,000                 | 3,000                         | (2,000)            |
| 355/530700 Photographic and Reproduction Supplies                             | 11,548                         | 19,400                         | 19,400                | 19,400                        |                    |
| 360/530790 Medical, Dental, and Laboratory Supplies                           | 171,633                        | 230,237                        | 70,000                | 70,000                        | (160,237)          |
| 388/531650 Computer Operation Supplies  | 1,793                          | 26,373                         | 20,000                | 20,000                        | (6,373)            |
| <b>Supplies and Materials Total</b>   | <b>220,320</b>                 | <b>319,810</b>                 | <b>137,400</b>        | <b>137,400</b>                | <b>(182,410)</b>   |
| <b>Operations and Maintenance</b>   |                                |                                |                       |                               |                    |
| 429/540090 Utilities  | 23,426                         | 48,500                         | 40,000                | 40,000                        | (8,500)            |
| 430/540110 Moving Expenses & Minor Remodeling of County Facilities            |                                | 48,500                         | 25,000                | 25,000                        | (23,500)           |
| 440/540130 Maintenance and Repair of Office Equipment                         | 287                            | 11,987                         | 11,987                | 11,987                        |                    |
| 441/540170 Maintenance and Repair of Data Processing Equipment and Software   | 24,131                         | 154,250                        | 105,000               | 105,000                       | (49,250)           |
| 442/540200 Maintenance and Repair of Medical, Dental and Laboratory Equipment | 50,040                         | 50,440                         | 50,440                | 50,440                        |                    |
| 444/540250 Maintenance and Repair of Automotive Equipment                     | 670                            | 46,588                         | 38,000                | 38,000                        | (8,588)            |
| 445/540290 Operation of Automotive Equipment                                  | 7,207                          | 20,122                         | 20,122                | 20,122                        |                    |
| 461/540370 Maintenance of Facilities  | 180                            | 101,850                        | 75,000                | 75,000                        | (26,850)           |
| <b>Operations and Maintenance Total</b>                                       | <b>105,941</b>                 | <b>482,237</b>                 | <b>365,549</b>        | <b>365,549</b>                | <b>(116,688)</b>   |
| <b>Rental and Leasing</b>   |                                |                                |                       |                               |                    |
| 630/550010 Rental of Office Equipment   |                                | 51,269                         | 900                   | 900                           | (50,369)           |
| 660/550130 Rental of Facilities   | 217,852                        | 470,500                        | 300,000               | 300,000                       | (170,500)          |

DISTRIBUTION BY APPROPRIATION CLASSIFICATION  
DEPARTMENT 895 - DEPARTMENT OF PUBLIC HEALTH

| Account   | 2014 Expend.<br>As Of 09-30-14 | 2014 Adjusted<br>Appropriation | Department<br>Request | President's<br>Recommendation | Difference  |
|---|--------------------------------|--------------------------------|-----------------------|-------------------------------|-------------|
| 690/550162 Rental and Leasing Not Otherwise Classified    |                                | 14,550                         | 14,550                | 14,550                        |             |
| Rental and Leasing Total                                  | 217,852                        | 536,319                        | 315,450               | 315,450                       | (220,869)   |
| <u>Contingency and Special Purposes</u>                   |                                |                                |                       |                               |             |
| 880/580220 Institutional Memberships & Fees               | 27,458                         | 50,000                         | 50,000                | 50,000                        |             |
| Contingency and Special Purposes Total                    | 27,458                         | 50,000                         | 50,000                | 50,000                        |             |
| Operating Funds Total                                     | 9,650,349                      | 14,509,682                     | 11,274,533            | 11,274,533                    | (3,235,149) |
| <u>(717) New/Replacement Capital Equipment - 71700895</u> |                                |                                |                       |                               |             |
| 521/560420 Institutional Equipment                        |                                | 85,000                         |                       |                               | (85,000)    |
|   |                                | 85,000                         |                       |                               | (85,000)    |
| Capital Equipment Request Total                           |                                | 85,000                         |                       |                               | (85,000)    |

PERSONAL SERVICES - SUMMARY OF POSITIONS BY BUSINESS UNIT AND JOB CODE

DEPARTMENT 895 - DEPARTMENT OF PUBLIC HEALTH

| Job Code   | Title   | Grade | 2014 Approved & Adopted |           | Department Request |           | President's Recommendation |           |
|--|---|-------|-------------------------|-----------|--------------------|-----------|----------------------------|-----------|
|  |   |       | FTE Pos.                | Salaries  | FTE Pos.           | Salaries  | FTE Pos.                   | Salaries  |
| <b>01 Administration</b>   |   |       |                         |           |                    |           |                            |           |
| <b>01 General Administration - 8950401</b>                             |   |       |                         |           |                    |           |                            |           |
| 2002   | Chief Operating Officer, Hospital-Based Services    | 24    | 1.0                     | 250,000   | 1.0                | 250,000   | 1.0                        | 250,000   |
| 4618   | Public Health/Emergency Preparedness-Lead Attorney  | 24    | 1.0                     | 85,000    |                    |           |                            |           |
| 5232   | Deputy Chief  | 24    | 1.0                     | 111,000   |                    |           |                            |           |
| 5463   | Physician Assistant Post Graduate Resident Director | 24    | 1.0                     | 120,000   |                    |           |                            |           |
| 5374   | System Operations Analyst                           | 23    | 1.0                     | 76,064    |                    |           |                            |           |
| 0051   | Administrative Assistant V                          | 20    | 1.0                     | 82,532    | 1.0                | 55,892    | 1.0                        | 55,892    |
| 0048   | Administrative Assistant III                        | 16    | 1.0                     | 56,044    | 1.0                | 57,176    | 1.0                        | 57,176    |
|  |   |       | 7.0                     | \$780,640 | 3.0                | \$363,068 | 3.0                        | \$363,068 |
| <b>03 Public Policy &amp; Risk Communication - 8950403</b>             |   |       |                         |           |                    |           |                            |           |
| 0295   | Administrative Analyst V                            | 23    | 1.0                     | 109,090   | 1.0                | 111,289   | 1.0                        | 111,289   |
| 0189   | Public Health Educator V                            | 21    | 1.0                     | 87,758    | 1.0                | 91,355    | 1.0                        | 91,355    |
| 0416   | Communications Manager                              | 21    | 1.0                     | 78,594    | 1.0                | 81,933    | 1.0                        | 81,933    |
|  |   |       | 3.0                     | \$275,442 | 3.0                | \$284,577 | 3.0                        | \$284,577 |
| <b>07 Finance Services - 8950302</b>                                   |   |       |                         |           |                    |           |                            |           |
| 0113   | Director Financial Control IV                       | 24    | 1.0                     | 101,000   | 1.0                | 101,000   | 1.0                        | 101,000   |
| 4080   | Clerk IV (Public Health)                            | 10    | 1.0                     | 40,465    | 1.0                | 41,274    | 1.0                        | 41,274    |
|  |   |       | 2.0                     | \$141,465 | 2.0                | \$142,274 | 2.0                        | \$142,274 |
| <b>08 Grant Administration - 8950303</b>                               |   |       |                         |           |                    |           |                            |           |
| 0145   | Accountant V  | 19    | 1.0                     | 83,433    | 1.0                | 83,433    | 1.0                        | 83,433    |
| 0174   | Bookkeeper IV                                       | 14    | 1.0                     | 53,456    |                    |           |                            |           |
|  |   |       | 2.0                     | \$136,889 | 1.0                | \$83,433  | 1.0                        | \$83,433  |
| <b>09 Budget, Payroll &amp; Gen Accounting - 8950304</b>               |   |       |                         |           |                    |           |                            |           |
| 0112   | Director of Financial Control III                   | 23    | 1.0                     | 107,758   | 1.0                | 109,929   | 1.0                        | 109,929   |
| 0251   | Business Manager I                                  | 18    | 1.0                     | 69,846    | 1.0                | 71,562    | 1.0                        | 71,562    |
| 0144   | Accountant IV                                       | 17    | 1.0                     | 64,609    | 1.0                | 66,298    | 1.0                        | 66,298    |
| 0143   | Accountant III                                      | 15    | 1.0                     | 57,550    | 1.0                | 57,550    | 1.0                        | 57,550    |
| 0142   | Accountant II                                       | 13    | 1.0                     | 50,788    | 2.0                | 104,116   | 2.0                        | 104,116   |
|  |   |       | 5.0                     | \$350,551 | 6.0                | \$409,455 | 6.0                        | \$409,455 |
| <b>10 Purchasing, Exp Control and Billing - 8950305</b>                |   |       |                         |           |                    |           |                            |           |
| 0251   | Business Manager I                                  | 18    | 1.0                     | 76,060    | 1.0                | 76,060    | 1.0                        | 76,060    |
| 0174   | Bookkeeper IV                                       | 14    |                         |           | 1.0                | 53,456    | 1.0                        | 53,456    |
| 0142   | Accountant II                                       | 13    | 1.0                     | 50,788    | 1.0                | 51,588    | 1.0                        | 51,588    |
|  |   |       | 2.0                     | \$126,848 | 3.0                | \$181,104 | 3.0                        | \$181,104 |
| <b>11 Material &amp; Records Management - 8950306</b>                  |   |       |                         |           |                    |           |                            |           |
| 0050   | Administrative Assistant IV                         | 18    | 1.0                     | 71,562    |                    |           |                            |           |
| 1235   | Storekeeper V                                       | 14    | 1.0                     | 54,528    |                    |           |                            |           |
| 0142   | Accountant II                                       | 13    | 1.0                     | 53,328    |                    |           |                            |           |
| 0046   | Administrative Assistant I                          | 12    | 1.0                     | 49,794    |                    |           |                            |           |
|  |   |       | 4.0                     | \$229,212 |                    |           |                            |           |
| <b>12 Providing Legal Counsel - 8950418</b>                            |   |       |                         |           |                    |           |                            |           |
| 4618   | Public Health/Emergency Preparedness-Lead Attorney  | 24    |                         |           | 1.0                | 85,000    | 1.0                        | 85,000    |
|  |   |       |                         |           | 1.0                | \$85,000  | 1.0                        | \$85,000  |
| <b>13 Accreditation, Certification and Quality Assurance - 8950419</b> |   |       |                         |           |                    |           |                            |           |
| 1708   | Associate Administrator                             | 24    | 1.0                     | 106,728   |                    |           |                            |           |
| 4721   | Regional Health Officer                             | 22    | 1.0                     | 105,995   |                    |           |                            |           |
|  |   |       | 2.0                     | \$212,723 |                    |           |                            |           |

PERSONAL SERVICES - SUMMARY OF POSITIONS BY BUSINESS UNIT AND JOB CODE

DEPARTMENT 895 - DEPARTMENT OF PUBLIC HEALTH

| Job Code  | Title                                   | Grade | 2014 FTE Pos. | Approved & Adopted Salaries | Department Request FTE Pos. | Request Salaries | President's Recommendation FTE Pos. | Recommendation Salaries |
|---|---|-------|---------------|-----------------------------|-----------------------------|------------------|-------------------------------------|-------------------------|
| <b>02 Integrated Health Support</b>                                     |   |       |               |                             |                             |                  |                                     |                         |
| <b>02 Buildings, Grounds and Telecommunications Mgmt - 8950406</b>      |   |       |               |                             |                             |                  |                                     |                         |
| 5232  | Deputy Chief                            | 24    |               |                             | 1.0                         | 111,000          | 1.0                                 | 111,000                 |
| 1235  | Storekeeper V                           | 14    |               |                             | 1.0                         | 54,528           | 1.0                                 | 54,528                  |
|   |   |       |               |                             | 2.0                         | \$165,528        | 2.0                                 | \$165,528               |
| <b>04 Nursing - Administration and Emergency Preparedness - 8950204</b> |   |       |               |                             |                             |                  |                                     |                         |
| 5267  | Chief Nursing Officer-CCHHS             | 24    | 1.0           | 125,488                     | 1.0                         | 125,488          | 1.0                                 | 125,488                 |
| 0050  | Administrative Assistant IV             | 18    |               |                             | 1.0                         | 73,006           | 1.0                                 | 73,006                  |
| 0047  | Administrative Assistant II             | 14    | 1.0           | 56,800                      | 1.0                         | 57,255           | 1.0                                 | 57,255                  |
| 0046  | Administrative Assistant I              | 12    | 1.0           | 49,794                      | 1.0                         | 49,794           | 1.0                                 | 49,794                  |
| 4622  | Public Health Nurse V                   | FJ    | 1.0           | 117,197                     | 1.0                         | 117,197          | 1.0                                 | 117,197                 |
|   |   |       | 4.0           | \$349,279                   | 5.0                         | \$422,740        | 5.0                                 | \$422,740               |
| <b>05 Nursing - Public Health - 8950205</b>                             |   |       |               |                             |                             |                  |                                     |                         |
| 2139  | Dietitian IV                            | 20    | 1.0           | 55,892                      | 1.0                         | 67,413           | 1.0                                 | 67,413                  |
| 1971  | Public Health Nurse I                   | FB    | 32.0          | 2,832,639                   | 30.0                        | 2,665,592        | 30.0                                | 2,665,592               |
| 1972  | Public Health Nurse II                  | FC    | 1.0           | 96,835                      | 1.0                         | 96,835           | 1.0                                 | 96,835                  |
| 1973  | Public Health Nurse III                 | FE    | 3.0           | 320,840                     | 4.0                         | 428,120          | 4.0                                 | 428,120                 |
| 1974  | Public Health Nurse IV                  | FF    | 1.0           | 69,610                      | 1.0                         | 69,610           | 1.0                                 | 69,610                  |
|   |   |       | 38.0          | \$3,375,816                 | 37.0                        | \$3,327,570      | 37.0                                | \$3,327,570             |
| <b>06 Nursing - Cancer Prevention - 8950206</b>                         |   |       |               |                             |                             |                  |                                     |                         |
| 1971  | Public Health Nurse I                   | FB    | 3.0           | 276,597                     | 3.0                         | 276,597          | 3.0                                 | 276,597                 |
| 1972  | Public Health Nurse II                  | FC    | 1.0           | 96,835                      | 1.0                         | 96,835           | 1.0                                 | 96,835                  |
| 1974  | Public Health Nurse IV                  | FF    | 1.0           | 107,931                     | 1.0                         | 107,931          | 1.0                                 | 107,931                 |
|   |   |       | 5.0           | \$481,363                   | 5.0                         | \$481,363        | 5.0                                 | \$481,363               |
| <b>07 Nursing - Support Services - 8950207</b>                          |   |       |               |                             |                             |                  |                                     |                         |
| 0919  | Business Office Supervisor              | 13    | 3.0           | 157,444                     | 3.0                         | 144,406          | 3.0                                 | 144,406                 |
| 0046  | Administrative Assistant I              | 12    | 1.0           | 49,794                      | 1.0                         | 49,794           | 1.0                                 | 49,794                  |
| 1905  | Screening Hearing And Vision Technician | 12    |               |                             | 2.0                         | 98,594           | 2.0                                 | 98,594                  |
| 0907  | Clerk V                                 | 11    | 1.0           | 43,413                      | 1.0                         | 43,412           | 1.0                                 | 43,412                  |
| 4080  | Clerk IV (Public Health)                | 10    | 2.0           | 79,125                      | 2.0                         | 79,512           | 2.0                                 | 79,512                  |
|   |   |       | 7.0           | \$329,776                   | 9.0                         | \$415,718        | 9.0                                 | \$415,718               |
| <b>08 Clinical - Nursing - 8950208</b>                                  |   |       |               |                             |                             |                  |                                     |                         |
| 1951  | Registered Nurse I                      | FA    | 9.0           | 714,875                     |                             |                  |                                     |                         |
| 1973  | Public Health Nurse III                 | FE    | 1.0           | 107,080                     |                             |                  |                                     |                         |
| 1974  | Public Health Nurse IV                  | FF    | 1.0           | 69,610                      | 1.0                         | 69,610           | 1.0                                 | 69,610                  |
|   |   |       | 11.0          | \$891,565                   | 1.0                         | \$69,610         | 1.0                                 | \$69,610                |
| <b>09 Clinical - Support Services - 8950209</b>                         |   |       |               |                             |                             |                  |                                     |                         |
| 4080  | Clerk IV (Public Health)                | 10    | 5.0           | 202,980                     |                             |                  |                                     |                         |
|   |   |       | 5.0           | \$202,980                   |                             |                  |                                     |                         |
| <b>03 Environmental Health</b>  |   |       |               |                             |                             |                  |                                     |                         |
| <b>01 Providing Environmental Health Services - 8950408</b>             |   |       |               |                             |                             |                  |                                     |                         |
| 2232  | Sanitary Engineer V                     | 23    | 1.0           | 111,974                     | 1.0                         | 115,220          | 1.0                                 | 115,220                 |
| 0095  | Program Coordinator                     | 22    | 1.0           | 80,557                      | 1.0                         | 82,179           | 1.0                                 | 82,179                  |
| 2034  | Sanitarian V                            | 21    | 3.0           | 290,563                     | 3.0                         | 295,837          | 3.0                                 | 295,837                 |
| 2033  | Sanitarian IV                           | 20    | 3.0           | 274,836                     | 3.0                         | 274,836          | 3.0                                 | 274,836                 |
| 2027  | Sanitarian I                            | 15    | 4.0           | 226,895                     | 6.0                         | 341,080          | 6.0                                 | 341,080                 |
|   |   |       | 12.0          | \$984,825                   | 14.0                        | \$1,109,152      | 14.0                                | \$1,109,152             |



PERSONAL SERVICES - SUMMARY OF POSITIONS BY BUSINESS UNIT AND JOB CODE

DEPARTMENT 895 - DEPARTMENT OF PUBLIC HEALTH

| Job Code   | Title  | Grade | 2014 Approved & Adopted |           | Department Request |             | President's Recommendation |             |
|--|--|-------|-------------------------|-----------|--------------------|-------------|----------------------------|-------------|
|  |  |       | FTE Pos.                | Salaries  | FTE Pos.           | Salaries    | FTE Pos.                   | Salaries    |
| <b>05 Communicable Diseases</b>                              |  |       |                         |           |                    |             |                            |             |
| <b>01 Providing Disease Control - 8950410</b>                |  |       |                         |           |                    |             |                            |             |
| 5233   | Director of Communicable Disease And Prevention                      | 24    | 1.0                     | 157,173   | 1.0                | 157,173     | 1.0                        | 157,173     |
| 2114   | Epidemiologist IV  | 20    | 5.0                     | 318,621   | 5.0                | 338,263     | 5.0                        | 338,263     |
| 2117   | Epidemiologist III   | 18    | 2.0                     | 124,859   | 2.0                | 124,859     | 2.0                        | 124,859     |
| 2119   | Epidemiologist II  | 16    | 1.0                     | 63,014    | 1.0                | 63,014      | 1.0                        | 63,014      |
| 4110   | Epidemiologist Senior  | 15    | 1.0                     | 57,550    | 1.0                | 58,134      | 1.0                        | 58,134      |
| 0047   | Administrative Assistant II  | 14    | 1.0                     | 56,027    | 1.0                | 57,255      | 1.0                        | 57,255      |
| 0046   | Administrative Assistant I   | 12    | 1.0                     | 49,794    | 1.0                | 49,794      | 1.0                        | 49,794      |
| 1638   | Attending Physician 8  | K08   |                         |           | 2.0                | 343,364     | 2.0                        | 343,364     |
|  |  |       | 12.0                    | \$827,038 | 14.0               | \$1,191,856 | 14.0                       | \$1,191,856 |
| <b>02 Enhanced Disease Intelligence Management - 8950502</b> |  |       |                         |           |                    |             |                            |             |
| 1708   | Associate Administrator  | 24    |                         |           | 1.0                | 106,728     | 1.0                        | 106,728     |
| 4825   | Director of Epidemiology   | 23    | 1.0                     | 109,090   | 1.0                | 111,289     | 1.0                        | 111,289     |
| 5374   | System Operations Analyst  | 23    |                         |           | 1.0                | 77,594      | 1.0                        | 77,594      |
| 4721   | Regional Health Officer  | 22    |                         |           | 1.0                | 110,312     | 1.0                        | 110,312     |
| 0095   | Program Coordinator  | 22    | 1.0                     | 81,594    | 1.0                | 83,238      | 1.0                        | 83,238      |
| 2117   | Epidemiologist III   | 18    | 1.0                     | 61,003    | 1.0                | 65,832      | 1.0                        | 65,832      |
|  |  |       | 3.0                     | \$251,687 | 6.0                | \$554,993   | 6.0                        | \$554,993   |
| <b>04 Disease Control Administration - 8950409</b>           |  |       |                         |           |                    |             |                            |             |
| 0047   | Administrative Assistant II  | 14    |                         |           | 1.0                | 57,255      | 1.0                        | 57,255      |
| 1640   | Attending Physician 10   | K10   |                         |           | 1.0                | 264,943     | 1.0                        | 264,943     |
|  |  |       |                         |           | 2.0                | \$322,198   | 2.0                        | \$322,198   |
| <b>08 Community/School Health Education</b>                  |  |       |                         |           |                    |             |                            |             |
| <b>01 Prevention Services - 8950413</b>                      |  |       |                         |           |                    |             |                            |             |
| 0028   | Program Manager  | 24    | 1.0                     | 98,820    | 1.0                | 98,820      | 1.0                        | 98,820      |
| 4721   | Regional Health Officer  | 22    | 2.0                     | 162,453   | 2.0                | 167,140     | 2.0                        | 167,140     |
| 0189   | Public Health Educator V   | 21    | 1.0                     | 95,882    | 1.0                | 96,553      | 1.0                        | 96,553      |
| 2114   | Epidemiologist IV  | 20    | 1.0                     | 55,892    | 1.0                | 55,892      | 1.0                        | 55,892      |
| 2023   | Public Health Educator II  | 17    | 2.0                     | 130,375   | 1.0                | 71,005      | 1.0                        | 71,005      |
| 1513   | Caseworker III   | 16    | 1.0                     | 61,779    | 1.0                | 61,779      | 1.0                        | 61,779      |
| 4091   | Public Health Educator Senior  | 16    | 2.0                     | 132,330   | 2.0                | 132,330     | 2.0                        | 132,330     |
| 0907   | Clerk V  | 11    | 1.0                     | 32,912    |                    |             |                            |             |
|  |  |       | 11.0                    | \$770,443 | 9.0                | \$683,519   | 9.0                        | \$683,519   |
| <b>09 Providing Examinations</b>                             |  |       |                         |           |                    |             |                            |             |
| <b>01 Laboratory Support Disease Control - 8950414</b>       |  |       |                         |           |                    |             |                            |             |
| 1843   | Medical Technologist I   | 14    | 4.0                     | 223,387   |                    |             |                            |             |
| 1845   | Medical Technologist III   | T18   | 1.0                     | 63,315    |                    |             |                            |             |
|  |  |       | 5.0                     | \$286,702 |                    |             |                            |             |
| <b>92 Population Health &amp; Epidemiology - 8950412</b>     |  |       |                         |           |                    |             |                            |             |
| 5232   | Deputy Chief   | 24    |                         |           | 1.0                | 100,000     | 1.0                        | 100,000     |
| 0046   | Administrative Assistant I   | 12    |                         |           | 1.0                | 49,794      | 1.0                        | 49,794      |
|  |  |       |                         |           | 2.0                | \$149,794   | 2.0                        | \$149,794   |
| <b>10 Family Health Care</b>                                 |  |       |                         |           |                    |             |                            |             |
| <b>01 Providing Medical Services - 8950415</b>               |  |       |                         |           |                    |             |                            |             |
| 1905   | Screening Hearing And Vision Technician                              | 12    | 2.0                     | 97,216    |                    |             |                            |             |
| 3996   | Public Health Nurse IV(Advanced Practice Nurse - Nurse Practitioner) | FF    | 1.0                     | 113,021   |                    |             |                            |             |
| 1640   | Attending Physician 10   | K10   | 1.0                     | 254,592   |                    |             |                            |             |
| 2004   | Public Health Physician III  | K04   | 1.0                     | 182,362   |                    |             |                            |             |

PERSONAL SERVICES - SUMMARY OF POSITIONS BY BUSINESS UNIT AND JOB CODE

DEPARTMENT 895 - DEPARTMENT OF PUBLIC HEALTH

| Job Code                                      | Title                      | Grade | 2014 Approved & Adopted |                     | Department Request |                     | President's Recommendation |                     |
|---|----------------------------|-------|-------------------------|---------------------|--------------------|---------------------|----------------------------|---------------------|
|   |                            |       | FTE Pos.                | Salaries            | FTE Pos.           | Salaries            | FTE Pos.                   | Salaries            |
| 2021  | Public Health Physician II | K03   | 1.0                     | 150,519             |                    |                     |                            |                     |
|   |                            |       | 6.0                     | \$797,710           |                    |                     |                            |                     |
| 12 Emergency Preparedness                     |                            |       |                         |                     |                    |                     |                            |                     |
| 01 Emergency Preparedness Logistics - 8951201 |                            |       |                         |                     |                    |                     |                            |                     |
| 1234  | Storekeeper IV             | 12    | 1.0                     | 49,794              |                    |                     |                            |                     |
| 2381  | Motor Vehicle Driver I     | X     | 1.0                     | 70,408              |                    |                     |                            |                     |
|   |                            |       | 2.0                     | \$120,202           |                    |                     |                            |                     |
| <b>Total Salaries and Positions</b>           |                            |       | <b>148.0</b>            | <b>\$11,923,156</b> | <b>125.0</b>       | <b>\$10,442,952</b> | <b>125.0</b>               | <b>\$10,442,952</b> |
| <b>Turnover Adjustment</b>                    |                            |       |                         | <b>(508,005)</b>    |                    | <b>(912,688)</b>    |                            | <b>(912,688)</b>    |
| <b>Operating Funds Total</b>                  |                            |       | <b>148.0</b>            | <b>\$11,415,151</b> | <b>125.0</b>       | <b>\$9,530,264</b>  | <b>125.0</b>               | <b>\$9,530,264</b>  |

PERSONAL SERVICES - SUMMARY OF POSITIONS BY GRADE  
DEPARTMENT 895 - DEPARTMENT OF PUBLIC HEALTH

| Grade                               | 2014 Approved & Adopted |                     | Department Request |                     | President's Recommendation |                     |
|-------------------------------------|-------------------------|---------------------|--------------------|---------------------|----------------------------|---------------------|
|                                     | FTE Pos.                | Salaries            | FTE Pos.           | Salaries            | FTE Pos.                   | Salaries            |
| X                                   | 1.0                     | 70,408              |                    |                     |                            |                     |
| T18                                 | 1.0                     | 63,315              |                    |                     |                            |                     |
| K10                                 | 1.0                     | 254,592             | 1.0                | 264,943             | 1.0                        | 264,943             |
| K08                                 |                         |                     | 2.0                | 343,364             | 2.0                        | 343,364             |
| K04                                 | 1.0                     | 182,362             |                    |                     |                            |                     |
| K03                                 | 1.0                     | 150,519             |                    |                     |                            |                     |
| FJ                                  | 1.0                     | 117,197             | 1.0                | 117,197             | 1.0                        | 117,197             |
| FF                                  | 4.0                     | 360,172             | 3.0                | 247,151             | 3.0                        | 247,151             |
| FE                                  | 4.0                     | 427,920             | 4.0                | 428,120             | 4.0                        | 428,120             |
| FC                                  | 2.0                     | 193,670             | 2.0                | 193,670             | 2.0                        | 193,670             |
| FB                                  | 35.0                    | 3,109,236           | 33.0               | 2,942,189           | 33.0                       | 2,942,189           |
| FA                                  | 9.0                     | 714,875             |                    |                     |                            |                     |
| 24                                  | 9.0                     | 1,155,209           | 9.0                | 1,135,209           | 9.0                        | 1,135,209           |
| 23                                  | 5.0                     | 513,976             | 5.0                | 525,321             | 5.0                        | 525,321             |
| 22                                  | 5.0                     | 430,599             | 5.0                | 442,869             | 5.0                        | 442,869             |
| 21                                  | 6.0                     | 552,797             | 6.0                | 565,678             | 6.0                        | 565,678             |
| 20                                  | 11.0                    | 787,773             | 11.0               | 792,296             | 11.0                       | 792,296             |
| 19                                  | 1.0                     | 83,433              | 1.0                | 83,433              | 1.0                        | 83,433              |
| 18                                  | 6.0                     | 403,330             | 6.0                | 411,319             | 6.0                        | 411,319             |
| 17                                  | 3.0                     | 194,984             | 2.0                | 137,303             | 2.0                        | 137,303             |
| 16                                  | 5.0                     | 313,167             | 5.0                | 314,299             | 5.0                        | 314,299             |
| 15                                  | 6.0                     | 341,995             | 8.0                | 456,764             | 8.0                        | 456,764             |
| 14                                  | 8.0                     | 444,198             | 5.0                | 279,749             | 5.0                        | 279,749             |
| 13                                  | 6.0                     | 312,348             | 6.0                | 300,110             | 6.0                        | 300,110             |
| 12                                  | 7.0                     | 346,186             | 6.0                | 297,770             | 6.0                        | 297,770             |
| 11                                  | 2.0                     | 76,325              | 1.0                | 43,412              | 1.0                        | 43,412              |
| 10                                  | 8.0                     | 322,570             | 3.0                | 120,786             | 3.0                        | 120,786             |
| <b>Total Salaries and Positions</b> | <b>148.0</b>            | <b>\$11,923,156</b> | <b>125.0</b>       | <b>\$10,442,952</b> | <b>125.0</b>               | <b>\$10,442,952</b> |
| <b>Turnover Adjustment</b>          |                         | <b>(508,005)</b>    |                    | <b>(912,688)</b>    |                            | <b>(912,688)</b>    |
| <b>Operating Funds Total</b>        | <b>148.0</b>            | <b>\$11,415,151</b> | <b>125.0</b>       | <b>\$9,530,264</b>  | <b>125.0</b>               | <b>\$9,530,264</b>  |

DEPARTMENT OVERVIEW

896 MANAGED CARE

Mission

To manage comprehensive Medicaid benefits for Cook County residents through a Primary Care Medical Home (PCMH) model contracted by CountyCare Health Plan. Efficiently administer the infrastructure to implement all aspects of the health plan as required by federal and state authorities.

Mandates and Key Activities

- Implement all Medicaid health plan requirements as defined by the County Managed Care Community Network (County MCCN) agreement with the Illinois Department of Healthcare and Family Services
- Maintain and enhance a provider network, centered upon CCHHS facilities and services that expand capacity to provide Medicaid-covered ambulatory and inpatient health care
- Establish improved transitions of care and effective, efficient utilization of specialized care for patients enrolled in the managed care network
- Provide access to services for enrolled patients that complies with terms of the waiver, a Managed Care Community Network (MCCN), and current definitions of quality health care

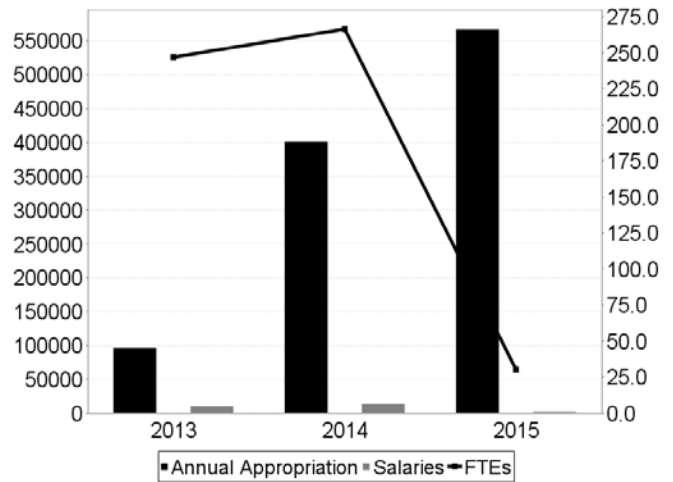
Discussion of 2014 Activities and 2015 Initiatives

In FY 2014, CountyCare executed a County MCCN agreement with Illinois Healthcare and Family Services successfully transitioning CountyCare from 1115 Waiver to full-fledged health plan status. Enrollment in CountyCare exceeded 100,000 members during FY 2014 due to the implementation of member recruitment and retention strategies.

CountyCare has transitioned back-office operations from initial third party administrator to new vendor with extensive capacity and experience in supporting Illinois Medicaid health plan operations. In addition, CountyCare has continued recruitment of its leadership team and is 80% complete with all major functions – executive director, operations, clinical management and medical director – filled.

In FY 2015, CountyCare will expand populations served beyond Affordable Care Act (ACA) Adults to all Medicaid-covered populations including Family Health Plans (FHP) and Seniors and Persons with Disabilities (SPDs). CountyCare is further implementing cost-savings and cost-control measures focused on delivery of care and management of covered services, and developing comprehensive reports including financial, clinical and compliance measures. As a County MCCN, CountyCare also has extensive clinical care, quality and patient safety measures it is required to track and report. A clinical dashboard will be developed for high-level indicators of clinical care and health outcomes for CountyCare members.

| Appropriations (\$ thousands) |              |                             |                  |
|-------------------------------|--------------|-----------------------------|------------------|
| Fund Category                 | 2013 Adopted | 2014 Adjusted Appropriation | 2015 Recommended |
| Health Fund                   | 96,164.9     | 400,890.8                   | 566,844.0        |
| FTE Positions                 | 247.0        | 266.3                       | 30.0             |



STAR Goals/Key Performance Indicators

- ★ New patient received outreach phone call. Target is 100%.
- ★ Patients Members received post-ER and inpatient discharge appointments. Target is 80%.
- ★ Members receive quality clinical care. Target is 50th percentile for core quality indicators (HEDIS measures).
- ★ Cost of care is well managed. Target is \$1 million year-end surplus.

| STAR Performance Data                                  |         |                      |                              |
|--|---------|----------------------|------------------------------|
| Performance Indicator                                  | FY 2013 | FY 2014 Projected YE | FY 2015 Target               |
| New members received outreach phone call               | n/a     | 72%                  | 100%                         |
| Members received post- discharged appointments         | n/a     | 69%                  | 80%                          |
| Members receive quality clinical care (HEDIS measures) | n/a     | n/a                  | 50th percentile              |
| Cost of care is well managed                           | n/a     | n/a                  | \$1 million year-end surplus |

DISTRIBUTION BY APPROPRIATION CLASSIFICATION

DEPARTMENT 896 - MANAGED CARE

| Account   | 2014 Expend.<br>As Of 09-30-14 | 2014 Adjusted<br>Appropriation | Department<br>Request | President's<br>Recommendation | Difference          |
|---|--------------------------------|--------------------------------|-----------------------|-------------------------------|---------------------|
| <b>Personal Services</b>  |                                |                                |                       |                               |                     |
| 110/501010 Salaries and Wages of Regular Employees                | 8,858,110                      | 12,570,627                     | 1,921,684             | 1,921,684                     | (10,648,943)        |
| 120/501210 Overtime Compensation                                  | 103,783                        |                                |                       |                               |                     |
| 124/501250 Employee Health Insurance Allotment                    | 200                            |                                |                       |                               |                     |
| 136/501400 Differential Pay                                       | 77,021                         |                                |                       |                               |                     |
| 170/501510 Mandatory Medicare Costs                               | 81,569                         | 126,321                        | 27,865                | 27,865                        | (98,456)            |
| 185/501810 Professional and Technical Membership Fees             |                                |                                | 100,000               | 100,000                       | 100,000             |
| 190/501970 Transportation and Other Travel Expenses for Employees | 556                            |                                | 5,000                 | 5,000                         | 5,000               |
| <b>Personal Services Total</b>                                    | <b>9,121,238</b>               | <b>12,696,948</b>              | <b>2,054,549</b>      | <b>2,054,549</b>              | <b>(10,642,399)</b> |
| <b>Contractual Services</b>                                       |                                |                                |                       |                               |                     |
| 228/520280 Delivery Services                                      | 872                            | 10,000                         | 3,000                 | 3,000                         | (7,000)             |
| 260/520830 Professional and Managerial Services                   | 85,374,386                     | 90,409,287                     | 68,404,724            | 68,404,724                    | (22,004,563)        |
| 276/521160 Managed Care Capitation                                | 163,746,814                    | 165,885,620                    | 429,764,363           | 429,764,363                   | 263,878,743         |
| <b>Contractual Services Total</b>                                 | <b>249,122,072</b>             | <b>256,304,907</b>             | <b>498,172,087</b>    | <b>498,172,087</b>            | <b>241,867,180</b>  |
| <b>Supplies and Materials</b>                                     |                                |                                |                       |                               |                     |
| 350/530600 Office Supplies  | 105                            | 100,000                        | 50,000                | 50,000                        | (50,000)            |
| 361/530910 Pharmaceutical Supplies                                | 111,186,586                    | 96,619,926                     | 66,398,401            | 66,398,401                    | (30,221,525)        |
| <b>Supplies and Materials Total</b>                               | <b>111,186,691</b>             | <b>96,719,926</b>              | <b>66,448,401</b>     | <b>66,448,401</b>             | <b>(30,271,525)</b> |
| <b>Operations and Maintenance</b>                                 |                                |                                |                       |                               |                     |
| 402/540030 Water and Sewer  | 279                            | 1,000                          | 1,000                 | 1,000                         |                     |
| 410/540050 Electricity  | 18,358                         | 35,000                         | 35,000                | 35,000                        |                     |
| 422/540070 Gas  | 8,976                          | 20,000                         | 20,000                | 20,000                        |                     |
| <b>Operations and Maintenance Total</b>                           | <b>27,613</b>                  | <b>56,000</b>                  | <b>56,000</b>         | <b>56,000</b>                 |                     |
| <b>Rental and Leasing</b>   |                                |                                |                       |                               |                     |
| 660/550130 Rental of Facilities                                   | 74,400                         | 113,000                        | 113,000               | 113,000                       |                     |
| <b>Rental and Leasing Total</b>                                   | <b>74,400</b>                  | <b>113,000</b>                 | <b>113,000</b>        | <b>113,000</b>                |                     |
| <b>Contingency and Special Purposes</b>                           |                                |                                |                       |                               |                     |
| 814/580380 Appropriation Adjustments                              |                                | 35,000,000                     |                       |                               | (35,000,000)        |
| <b>Contingency and Special Purposes Total</b>                     |                                | <b>35,000,000</b>              |                       |                               | <b>(35,000,000)</b> |
| <b>Operating Funds Total</b>                                      | <b>369,532,014</b>             | <b>400,890,781</b>             | <b>566,844,037</b>    | <b>566,844,037</b>            | <b>165,953,256</b>  |

PERSONAL SERVICES - SUMMARY OF POSITIONS BY BUSINESS UNIT AND JOB CODE

DEPARTMENT 896 - MANAGED CARE

| Job Code                    | Title   | Grade | 2014 Approved & Adopted |           | Department Request |          | President's Recommendation |          |
|-----------------------------|---|-------|-------------------------|-----------|--------------------|----------|----------------------------|----------|
|                             |   |       | FTE Pos.                | Salaries  | FTE Pos.           | Salaries | FTE Pos.                   | Salaries |
| 01 Administration           |   |       |                         |           |                    |          |                            |          |
| 01 Administration - 8960101 |   |       |                         |           |                    |          |                            |          |
| 5908                        | Director of Nursing & Care Management Services, PCMH Outpatient Services        | NS3   | 1.0                     | 96,265    |                    |          |                            |          |
| 5912                        | Director of Nursing & Care Management Services, SC Outpatient Services          | NS3   | 1.0                     | 30,416    | 1.0                | 96,265   | 1.0                        | 96,265   |
| 6065                        | Manager of Quality & Credentialing  | NS3   | 3.0                     | 275,307   | 1.0                | 96,265   | 1.0                        | 96,265   |
| 5384                        | Nurse Coordinator II  | NS2   | 8.0                     | 287,930   | 1.0                | 75,018   | 1.0                        | 75,018   |
| 5906                        | Nursing & Care Management Specialist (PCMH Outpatient Services)                 | NS2   | 3.0                     | 186,451   | 1.0                | 97,684   | 1.0                        | 97,684   |
| 5910                        | Director of Specialty Care Access & Referrals, SC Outpatient Services           | NS2   | 1.0                     | 75,018    |                    |          |                            |          |
| 5988                        | Medical Director-Managed Care   | K09   | 1.0                     | 275,000   | 1.0                | 235,000  | 1.0                        | 235,000  |
| 5913                        | Director of Specialty Care Services (MD), SC Outpatient Services                | K     | 1.0                     | 30,416    |                    |          |                            |          |
| 5914                        | Director, Regional Operations Central Campus                                    | K     | 1.0                     | 30,416    |                    |          |                            |          |
| 5505                        | Clinical Case Manager   | FC    |                         |           | 2.0                | 118,090  | 2.0                        | 118,090  |
| 0123                        | Director of Finance   | 24    | 1.0                     | 100,000   | 1.0                | 100,000  | 1.0                        | 100,000  |
| 5907                        | Director of Behavioral Health Services, PCMH Outpatient Services                | 24    | 1.0                     | 120,000   |                    |          |                            |          |
| 5911                        | Director, Regional Operations Oak Forest Health Center / South Suburban Cluster | 24    | 1.0                     | 30,416    |                    |          |                            |          |
| 5915                        | Director of Administration, SC Outpatient Services                              | 24    | 1.0                     | 30,416    |                    |          |                            |          |
| 5916                        | Director of Administration, PCMH Outpatient Services                            | 24    | 1.0                     | 30,416    |                    |          |                            |          |
| 5975                        | Director, Operations, Managed Care  | 24    |                         |           | 1.0                | 220,000  | 1.0                        | 220,000  |
| 5984                        | Medicaid, Medicare & Managed Care Policy Director                               | 24    | 1.0                     | 265,339   |                    |          |                            |          |
| 6045                        | Executive Director of Managed care  | 24    | 1.0                     | 250,000   | 1.0                | 250,000  | 1.0                        | 250,000  |
| 6046                        | Director of Business Development, Managed Care                                  | 24    | 1.0                     | 98,900    | 1.0                | 98,900   | 1.0                        | 98,900   |
| 6061                        | Director of Clinical Services, Managed Care                                     | 24    | 1.0                     | 125,000   | 1.0                | 115,001  | 1.0                        | 115,001  |
| 1114                        | Systems Analyst V   | 23    | 1.0                     | 70,658    | 1.0                | 70,658   | 1.0                        | 70,658   |
| 5905                        | Clinical Decision Support Analyst (PCMH Outpatient Services)                    | 23    | 2.0                     | 146,099   |                    |          |                            |          |
| 6062                        | Enrollment / Retention Manager  | 23    | 1.0                     | 70,658    | 1.0                | 83,714   | 1.0                        | 83,714   |
| 6063                        | Operational Manager   | 23    | 1.0                     | 70,658    | 1.0                | 70,658   | 1.0                        | 70,658   |
| 6064                        | Manager of Contracts  | 23    | 1.0                     | 90,218    | 1.0                | 70,658   | 1.0                        | 70,658   |
| 6066                        | Manger of Provider Relations  | 23    | 2.0                     | 175,738   | 2.0                | 185,281  | 2.0                        | 185,281  |
| 0253                        | Business Manager III  | 22    | 1.0                     | 36,415    | 1.0                | 68,491   | 1.0                        | 68,491   |
| 1816                        | Physician Assistant I   | 22    | 3.0                     | 202,671   |                    |          |                            |          |
| 5249                        | Psychologist II   | 21    | 8.0                     | 532,866   |                    |          |                            |          |
| 0051                        | Administrative Assistant V  | 20    | 1.0                     | 55,892    | 1.0                | 64,853   | 1.0                        | 64,853   |
| 0050                        | Administrative Assistant IV   | 18    | 2.0                     | 92,952    | 1.0                | 46,476   | 1.0                        | 46,476   |
| 1525                        | Medical Social Worker IV  | 18    |                         |           | 1.0                | 46,476   | 1.0                        | 46,476   |
| 1524                        | Medical Social Worker III   | 17    | 8.0                     | 394,302   | 2.0                | 86,678   | 2.0                        | 86,678   |
| 1121                        | Data Control Supervisor   | 14    | 1.0                     | 30,416    |                    |          |                            |          |
| 1842                        | Medical Laboratory Technician III   | 13    | 3.0                     | 126,289   | 1.0                | 49,459   | 1.0                        | 49,459   |
| 0907                        | Clerk V   | 11    | 13.0                    | 484,815   | 1.0                | 28,361   | 1.0                        | 28,361   |
| 1941                        | Clinical Nurse I  | FA    | 50.0                    | 3,327,944 |                    |          |                            |          |
| 1942                        | Clinical Nurse II   | FB    | 4.6                     | 339,586   | 1.0                | 55,892   | 1.0                        | 55,892   |
| 3990                        | Advanced Practice Nurse - Nurse Practitioner                                    | FF    | 16.0                    | 1,150,507 |                    |          |                            |          |
| 1966                        | Licensed Practical Nurse II   | PN2   | 2.0                     | 63,624    |                    |          |                            |          |
| 1652                        | Attending Physician Senior 6  | K06   | 8.0                     | 1,208,776 |                    |          |                            |          |

PERSONAL SERVICES - SUMMARY OF POSITIONS BY BUSINESS UNIT AND JOB CODE  
 DEPARTMENT 896 - MANAGED CARE

| Job Code                            | Title                             | Grade | 2014 Approved & Adopted |              | Department Request |             | President's Recommendation |             |
|-------------------------------------|-----------------------------------|-------|-------------------------|--------------|--------------------|-------------|----------------------------|-------------|
|                                     |                                   |       | FTE Pos.                | Salaries     | FTE Pos.           | Salaries    | FTE Pos.                   | Salaries    |
| 1794                                | Post Graduate Level Physician     | J1    | 0.7                     | 33,355       |                    |             |                            |             |
| 5296                                | Medical Assistant                 | 12    | 107.0                   | 3,833,269    | 2.0                | 72,120      | 2.0                        | 72,120      |
| 5973                                | Director, Enrollment and Outreach |       | 1.0                     | 225,000      | 1.0                | 225,000     | 1.0                        | 225,000     |
|                                     |                                   |       | 266.3                   | \$15,100,414 | 30.0               | \$2,726,998 | 30.0                       | \$2,726,998 |
| <b>Total Salaries and Positions</b> |                                   |       | 266.3                   | \$15,100,414 | 30.0               | \$2,726,998 | 30.0                       | \$2,726,998 |
| Turnover Adjustment                 |                                   |       |                         | (1,579,787)  |                    | (805,314)   |                            | (805,314)   |
| <b>Operating Funds Total</b>        |                                   |       | 266.3                   | \$13,520,627 | 30.0               | \$1,921,684 | 30.0                       | \$1,921,684 |

PERSONAL SERVICES - SUMMARY OF POSITIONS BY GRADE  
DEPARTMENT 896 - MANAGED CARE

| Grade                               | 2014 Approved & Adopted |                     | Department Request |                    | President's Recommendation |                    |
|-------------------------------------|-------------------------|---------------------|--------------------|--------------------|----------------------------|--------------------|
|                                     | FTE Pos.                | Salaries            | FTE Pos.           | Salaries           | FTE Pos.                   | Salaries           |
| PN2                                 | 2.0                     | 63,624              |                    |                    |                            |                    |
| NS3                                 | 5.0                     | 401,988             | 2.0                | 192,530            | 2.0                        | 192,530            |
| NS2                                 | 12.0                    | 549,399             | 2.0                | 172,702            | 2.0                        | 172,702            |
| K09                                 | 1.0                     | 275,000             | 1.0                | 235,000            | 1.0                        | 235,000            |
| K06                                 | 8.0                     | 1,208,776           |                    |                    |                            |                    |
| K                                   | 2.0                     | 60,832              |                    |                    |                            |                    |
| J1                                  | 0.7                     | 33,355              |                    |                    |                            |                    |
| FF                                  | 16.0                    | 1,150,507           |                    |                    |                            |                    |
| FC                                  |                         |                     | 2.0                | 118,090            | 2.0                        | 118,090            |
| FB                                  | 4.6                     | 339,586             | 1.0                | 55,892             | 1.0                        | 55,892             |
| FA                                  | 50.0                    | 3,327,944           |                    |                    |                            |                    |
| 24                                  | 9.0                     | 1,050,487           | 5.0                | 783,901            | 5.0                        | 783,901            |
| 23                                  | 8.0                     | 624,029             | 6.0                | 480,969            | 6.0                        | 480,969            |
| 22                                  | 4.0                     | 239,086             | 1.0                | 68,491             | 1.0                        | 68,491             |
| 21                                  | 8.0                     | 532,866             |                    |                    |                            |                    |
| 20                                  | 1.0                     | 55,892              | 1.0                | 64,853             | 1.0                        | 64,853             |
| 18                                  | 2.0                     | 92,952              | 2.0                | 92,952             | 2.0                        | 92,952             |
| 17                                  | 8.0                     | 394,302             | 2.0                | 86,678             | 2.0                        | 86,678             |
| 14                                  | 1.0                     | 30,416              |                    |                    |                            |                    |
| 13                                  | 3.0                     | 126,289             | 1.0                | 49,459             | 1.0                        | 49,459             |
| 12                                  | 107.0                   | 3,833,269           | 2.0                | 72,120             | 2.0                        | 72,120             |
| 11                                  | 13.0                    | 484,815             | 1.0                | 28,361             | 1.0                        | 28,361             |
|                                     | 1.0                     | 225,000             | 1.0                | 225,000            | 1.0                        | 225,000            |
| <b>Total Salaries and Positions</b> | <b>266.3</b>            | <b>\$15,100,414</b> | <b>30.0</b>        | <b>\$2,726,998</b> | <b>30.0</b>                | <b>\$2,726,998</b> |
| <b>Turnover Adjustment</b>          |                         | <b>(1,579,787)</b>  |                    | <b>(805,314)</b>   |                            | <b>(805,314)</b>   |
| <b>Operating Funds Total</b>        | <b>266.3</b>            | <b>\$13,520,627</b> | <b>30.0</b>        | <b>\$1,921,684</b> | <b>30.0</b>                | <b>\$1,921,684</b> |



DEPARTMENT OVERVIEW

897 JOHN H. STROGER, JR. HOSPITAL OF COOK COUNTY

Mission

To deliver health services with dignity and respect regardless of a patient's ability to pay, partner with communities and providers to enhance public health, and advocate for policies that promote the physical and mental well-being of the people of Cook County.

Mandates and Key Activities

- Maintains accreditation from the nationally recognized The Joint Commission
- Participates in the America's essential hospitals Engagement Network
- Enhances Imaging and Radiological clinical capabilities
- Improve the patient experience
- Improve capacity management in the ED and inpatient units
- Improve capacity management in the Operating Room

Discussion of 2014 Activities and 2015 Initiatives

In FY 2014, Stroger continues to show improvement in publicly reported core measures of clinical quality. Stroger was honored by America's Essential Hospitals for improvements in patient safety. Stroger Hospital was also certified as an Advanced Primary Stroke Center by The Joint Commission.

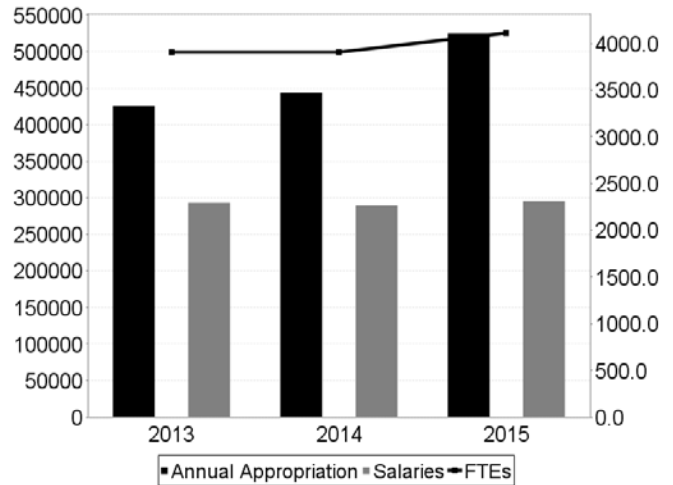
A major effort has been undertaken to improve patient flow and increase bed capacity in the ED and the inpatient units. The work group has established targets, improved processes, and has exceeded all targets for the past fiscal year.

Stroger hospital has initiated installation of two recently purchased linear accelerators to replace obsolete machines that have reached the end of their functional capacity in the Radiation Therapy Services department. This major project will be completed in fiscal year 2014.

In FY 2015, Stroger Hospital will continue to strengthen services such as Adult and Pediatric ER/Level I Trauma as well as the Burn Center. In 2014, the Trauma service partnered with the Navy to provide enhanced learning opportunities for its medical personnel in preparation for deployment. Two additional work groups will be established for FY 2015: one to improve the environment of care throughout the health system, and the other will be an improvement team in surgical services to increase capacity, revise policies and practices to improve scheduling, access, efficiency and productivity.

Stroger Hospital will continue to work toward operating at maximum efficiency by improving its processes and support the needs of the CCHHS medical home model of the Ambulatory and Community Health Network. Access to primary care and specialty appointments and scheduling templates has been brought under unified leadership. A major objective for the next year is to develop a centralized scheduling operation with a call center and patient pre-registration.

| Appropriations (\$ thousands) |              |                             |                  |
|-------------------------------|--------------|-----------------------------|------------------|
| Fund Category                 | 2013 Adopted | 2014 Adjusted Appropriation | 2015 Recommended |
| Health Fund                   | 425,624.7    | 443,433.0                   | 525,032.4        |
| FTE Positions                 | 3,903.0      | 3,905.6                     | 4,108.6          |



STAR Goals/Key Performance Indicators

- ★ Percent of Emergency Department who Left Without Being Seen – Stroger management created an ED Transformation Team to re-engineer patient flow to ensure patients moved through the department in an expeditious fashion. While 7.8% of patients left without being seen in 2013, in 2014 only 4.5% of patients had left without being seen.
- ★ Patient Satisfaction-The percent of patients who would “definitely” recommend Stroger hospital in 2013 was 61%; thus far in 2014, it is also 61%. To improve patient satisfaction the organization is hiring a Director of Patient Experience who will coordinate the Patient Experience Workgroups focusing on visibility of staff, communication, behavior and attitudes, rewards and recognition of staff exemplifying ideal patient care, and measuring success.
- ★ Quality of Care – percent of quality measures achieved for inpatients receiving treatment for common medical conditions such as heart disease, pneumonia, and who receive surgical care. Our target is 100% and in the last quarter of 2013, 97.5% of patients received the appropriate antibiotic selection before the procedure; thus far in 2014 we are achieving 99.5% compliance with these quality metrics and we have set a target of 100% compliance for 2015.

| STAR Performance Data   |         |                      |                |
|---|---------|----------------------|----------------|
| Performance Indicator   | FY 2013 | FY 2014 Projected YE | FY 2015 Target |
| Percent of Emergency Department patients who Left Without Being Treated | 7.8%    | 4.5%                 | 4%             |
| % of patients who 'definitely' recommend the hospital                   | 61%     | 61%                  | 70%            |
| % of quality measures achieved for common medical diagnoses             | 97.5%   | 99.5%                | 100%           |

DISTRIBUTION BY APPROPRIATION CLASSIFICATION  
DEPARTMENT 897 - JOHN H. STROGER, JR. HOSPITAL OF COOK COUNTY

| Account   | 2014 Expend.<br>As Of 09-30-14 | 2014 Adjusted<br>Appropriation | Department<br>Request | President's<br>Recommendation | Difference         |
|---|--------------------------------|--------------------------------|-----------------------|-------------------------------|--------------------|
| <b>Personal Services</b>  |                                |                                |                       |                               |                    |
| 110/501010 Salaries and Wages of Regular Employees                              | 219,725,851                    | 285,093,997                    | 295,685,169           | 295,685,169                   | 10,591,172         |
| 120/501210 Overtime Compensation  | 24,060,469                     | 16,518,840                     | 19,967,941            | 19,967,941                    | 3,449,101          |
| 121/501230 Premium Pay Based Upon Collective Bargaining Agreements              | 1,650,000                      | 1,650,000                      | 1,650,000             | 1,650,000                     |                    |
| 124/501250 Employee Health Insurance Allotment                                  | 3,067                          | 800                            | 800                   | 800                           |                    |
| 130/501320 Salaries and Wages of Extra Employees                                | 23,356                         |                                |                       |                               |                    |
| 133/501360 Per Diem Personnel   | 1,343,182                      | 1,999,849                      | 2,145,151             | 2,145,151                     | 145,302            |
| 136/501400 Differential Pay   | 6,969,394                      | 9,721,102                      | 9,234,373             | 9,234,373                     | (486,729)          |
| 155/501420 Medical Practitioners As Required                                    | 2,143,279                      | 3,166,985                      | 3,274,769             | 3,274,769                     | 107,784            |
| 170/501510 Mandatory Medicare Costs   | 2,064,145                      | 2,686,453                      | 4,813,490             | 4,813,490                     | 2,127,037          |
| 182/501750 Employee Tuition Refund  |                                | 17,050                         | 27,500                | 27,500                        | 10,450             |
| 183/501770 Seminars for Professional Employees                                  | 467                            | 26,184                         | 30,000                | 30,000                        | 3,816              |
| 185/501810 Professional and Technical Membership Fees                           | 204,090                        | 277,752                        | 441,650               | 441,650                       | 163,898            |
| 186/501860 Training Programs for Staff Personnel                                | 25,512                         | 59,352                         | 380,464               | 380,464                       | 321,112            |
| 189/501950 Allowances Per Collective Bargaining Agreement                       | 348,348                        | 507,690                        | 507,690               | 507,690                       |                    |
| 190/501970 Transportation and Other Travel Expenses for Employees               | 330,505                        | 274,320                        | 84,156                | 84,156                        | (190,164)          |
| <b>Personal Services Total</b>  | <b>258,891,663</b>             | <b>322,000,374</b>             | <b>338,243,153</b>    | <b>338,243,153</b>            | <b>16,242,779</b>  |
| <b>Contractual Services</b>   |                                |                                |                       |                               |                    |
| 214/520030 Armored Car Service  | 7,323                          | 7,760                          | 7,760                 | 7,760                         |                    |
| 215/520050 Scavenger Services   | 320,549                        | 567,855                        | 710,524               | 710,524                       | 142,669            |
| 217/520100 Transportation for Specific Activities and Purposes                  |                                |                                | 10,000                | 10,000                        | 10,000             |
| 222/520190 Laundry and Linen Services   | 1,449,772                      | 1,636,067                      | 1,400,000             | 1,400,000                     | (236,067)          |
| 223/520210 Food Services  | 4,776,627                      | 5,198,381                      | 3,695,612             | 3,695,612                     | (1,502,769)        |
| 225/520260 Postage  | 71,270                         | 75,223                         | 90,500                | 90,500                        | 15,277             |
| 228/520280 Delivery Services  | 204,604                        | 480,980                        | 497,785               | 497,785                       | 16,805             |
| 235/520390 Contractual Maintenance Services                                     | 1,708,009                      | 2,362,528                      | 2,680,850             | 2,680,850                     | 318,322            |
| 240/520490 External Graphics and Reproduction Services                          | 623,140                        | 805,583                        | 861,642               | 861,642                       | 56,059             |
| 241/520491 Internal Graphics and Reproduction Services                          | 45                             | 4,800                          | 2,800                 | 2,800                         | (2,000)            |
| 245/520610 Advertising For Specific Purposes                                    |                                | 2,425                          | 2,500                 | 2,500                         | 75                 |
| 246/520650 Imaging of Records   | 477,834                        | 711,623                        | 927,692               | 927,692                       | 216,069            |
| 260/520830 Professional and Managerial Services                                 | 235,359                        | 452,810                        | 355,565               | 355,565                       | (97,245)           |
| 268/521030 Court Reporting, Stenographic, Transcribing, or Interpreter Services | 551,223                        | 595,500                        | 426,000               | 426,000                       | (169,500)          |
| 272/521050 Medical Consultation Services  | 16,374,339                     | 29,833,130                     | 25,080,223            | 25,080,223                    | (4,752,907)        |
| 275/521120 Registry Services  | 3,017,690                      | 3,495,306                      | 3,817,600             | 3,817,600                     | 322,294            |
| 278/521200 Laboratory Related Services  | 6,848,432                      | 9,143,490                      | 9,897,126             | 9,897,126                     | 753,636            |
| <b>Contractual Services Total</b>   | <b>36,666,215</b>              | <b>55,373,461</b>              | <b>50,464,179</b>     | <b>50,464,179</b>             | <b>(4,909,282)</b> |
| <b>Supplies and Materials</b>   |                                |                                |                       |                               |                    |
| 310/530010 Food Supplies  | 71,900                         | 158,096                        | 143,500               | 143,500                       | (14,596)           |
| 320/530100 Wearing Apparel  |                                | 86,863                         | 85,000                | 85,000                        | (1,863)            |
| 330/530160 Household, Laundry, Cleaning and Personal Care Supplies              | 47,984                         | 169,857                        | 220,500               | 220,500                       | 50,643             |
| 333/530270 Institutional Supplies   | 733,483                        | 1,310,179                      | 1,100,000             | 1,100,000                     | (210,179)          |
| 350/530600 Office Supplies  | 14,493                         | 310,712                        | 319,291               | 319,291                       | 8,579              |
| 353/530640 Books, Periodicals, Publications, Archives and Data Services         | 23,266                         | 106,781                        | 86,244                | 86,244                        | (20,537)           |
| 355/530700 Photographic and Reproduction Supplies                               | 137,750                        | 302,734                        | 261,630               | 261,630                       | (41,104)           |
| 360/530790 Medical, Dental, and Laboratory Supplies                             | 342,001                        | 1,744,636                      | 1,278,518             | 1,278,518                     | (466,118)          |
| 361/530910 Pharmaceutical Supplies  | 2,270,686                      | 2,271,475                      | 68,190,281            | 68,190,281                    | 65,918,806         |
| 362/531200 Surgical Supplies  | 15,497,260                     | 25,279,860                     | 24,363,136            | 24,363,136                    | (916,724)          |
| 365/531420 Clinical Laboratory Supplies   | 8,171,928                      | 10,866,395                     | 12,959,645            | 12,959,645                    | 2,093,250          |

DISTRIBUTION BY APPROPRIATION CLASSIFICATION  
DEPARTMENT 897 - JOHN H. STROGER, JR. HOSPITAL OF COOK COUNTY

| Account  | 2014 Expend.<br>As Of 09-30-14 | 2014 Adjusted<br>Appropriation | Department<br>Request | President's<br>Recommendation | Difference  |
|--|--------------------------------|--------------------------------|-----------------------|-------------------------------|-------------|
| 367/531500 X-ray (Radiology)Supplies   | 494,519                        | 809,047                        | 846,299               | 846,299                       | 37,252      |
| 368/531570 Blood/Blood Derivatives   | 2,555,649                      | 3,506,335                      | 3,626,163             | 3,626,163                     | 119,828     |
| Supplies and Materials Total   | 30,360,919                     | 46,922,970                     | 113,480,207           | 113,480,207                   | 66,557,237  |
| <b>Operations and Maintenance</b>  |                                |                                |                       |                               |             |
| 402/540030 Water and Sewer   | 217,158                        | 436,500                        | 450,000               | 450,000                       | 13,500      |
| 410/540050 Electricity   | 2,786,267                      | 3,535,624                      | 4,808,079             | 4,808,079                     | 1,272,455   |
| 422/540070 Gas   | 2,062,232                      | 2,657,659                      | 2,018,307             | 2,018,307                     | (639,352)   |
| 440/540130 Maintenance and Repair of Office Equipment                            |                                | 30,901                         | 40,400                | 40,400                        | 9,499       |
| 441/540170 Maintenance and Repair of Data Processing<br>Equipment and Software   | 51,717                         | 132,500                        | 124,660               | 124,660                       | (7,840)     |
| 442/540200 Maintenance and Repair of Medical, Dental and<br>Laboratory Equipment | 6,217,798                      | 5,930,021                      | 7,762,417             | 7,762,417                     | 1,832,396   |
| 444/540250 Maintenance and Repair of Automotive Equipment                        | 21,893                         | 121,250                        | 100,000               | 100,000                       | (21,250)    |
| 449/540310 Op., Maint. and Repair of Institutional Equipment                     | 1,644,752                      | 3,225,762                      | 2,875,355             | 2,875,355                     | (350,407)   |
| 450/540350 Maintenance and Repair of Plant Equipment                             | 2,458,937                      | 2,653,661                      | 3,647,908             | 3,647,908                     | 994,247     |
| Operations and Maintenance Total   | 15,460,753                     | 18,723,878                     | 21,827,126            | 21,827,126                    | 3,103,248   |
| <b>Rental and Leasing</b>  |                                |                                |                       |                               |             |
| 630/550010 Rental of Office Equipment  | 145,582                        | 229,499                        | 616,134               | 616,134                       | 386,635     |
| 637/550080 Rental of Medical Equipment   | 280,250                        | 449,388                        | 427,000               | 427,000                       | (22,388)    |
| Rental and Leasing Total   | 425,832                        | 678,887                        | 1,043,134             | 1,043,134                     | 364,247     |
| <b>Contingency and Special Purposes</b>  |                                |                                |                       |                               |             |
| 819/580420 Appropriation Transfer for Reimbursement from<br>Designated Fund      | (757,671)                      | (760,853)                      | (515,342)             | (515,342)                     | 245,511     |
| 880/580220 Institutional Memberships & Fees                                      | 325,154                        | 494,300                        | 489,900               | 489,900                       | (4,400)     |
| Contingency and Special Purposes Total   | (432,517)                      | (266,553)                      | (25,442)              | (25,442)                      | 241,111     |
| Operating Funds Total  | 341,372,864                    | 443,433,017                    | 525,032,357           | 525,032,357                   | 81,599,340  |
| <b>(717) New/Replacement Capital Equipment - 71700897</b>                        |                                |                                |                       |                               |             |
| 510/560410 Fixed Plant Equipment   | 147,954                        |                                |                       |                               |             |
| 521/560420 Institutional Equipment   | 129,792                        | 1,200,000                      | 392,500               | 392,500                       | (807,500)   |
| 530/560510 Office Furnishings and Equipment                                      | 15,202                         |                                | 360,000               | 360,000                       | 360,000     |
| 540/560430 Medical, Dental and Laboratory Equipment                              | 2,579,147                      | 9,422,928                      | 2,725,867             | 2,725,867                     | (6,697,061) |
| 549/560610 Vehicle Purchase  |                                | 99,500                         |                       |                               | (99,500)    |
| 550/560620 Automotive Equipment  | 6,003                          | 6,335                          |                       |                               | (6,335)     |
| 570/560440 Telecommunications Equipment  | 48,292                         | 65,000                         |                       |                               | (65,000)    |
| 579/560450 Computer Equipment  | 528,313                        |                                |                       |                               |             |
|  | 3,454,703                      | 10,793,763                     | 3,478,367             | 3,478,367                     | (7,315,396) |
| Capital Equipment Request Total  | 3,454,703                      | 10,793,763                     | 3,478,367             | 3,478,367                     | (7,315,396) |

PERSONAL SERVICES - SUMMARY OF POSITIONS BY BUSINESS UNIT AND JOB CODE  
DEPARTMENT 897 - JOHN H. STROGER, JR. HOSPITAL OF COOK COUNTY

| Job Code                                      | Title   | Grade | 2014 Approved & Adopted |             | Department Request |             | President's Recommendation |             |
|---|---|-------|-------------------------|-------------|--------------------|-------------|----------------------------|-------------|
|   |   |       | FTE Pos.                | Salaries    | FTE Pos.           | Salaries    | FTE Pos.                   | Salaries    |
| <b>01 Administration</b>                      |   |       |                         |             |                    |             |                            |             |
| <b>01 General Administration - 8970086</b>    |   |       |                         |             |                    |             |                            |             |
| 1708  | Associate Administrator                         | 24    | 1.0                     | 210,000     | 1.0                | 210,000     | 1.0                        | 210,000     |
| 1687  | Assistant Administrator                         | 23    |                         |             | 1.0                | 70,658      | 1.0                        | 70,658      |
| 0253  | Business Manager III                            | 22    |                         |             | 3.0                | 202,671     | 3.0                        | 202,671     |
| 0051  | Administrative Assistant V                      | 20    | 1.0                     | 55,892      | 1.0                | 83,960      | 1.0                        | 83,960      |
| 0050  | Administrative Assistant IV                     | 18    | 1.0                     | 71,011      | 1.0                | 72,274      | 1.0                        | 72,274      |
|   |   |       | 3.0                     | \$336,903   | 7.0                | \$639,563   | 7.0                        | \$639,563   |
| <b>04 Safety - 8970088</b>                    |   |       |                         |             |                    |             |                            |             |
| 6068  | Director of Life Safety                         | 23    | 1.0                     | 150,000     | 1.0                | 95,308      | 1.0                        | 95,308      |
| 0051  | Administrative Assistant V                      | 20    | 1.0                     | 55,892      | 1.0                | 55,892      | 1.0                        | 55,892      |
| 2175  | Fire Marshall                                   | 22    |                         |             | 2.0                | 135,114     | 2.0                        | 135,114     |
|   |   |       | 2.0                     | \$205,892   | 4.0                | \$286,314   | 4.0                        | \$286,314   |
| <b>05 Security - 8970089</b>                  |   |       |                         |             |                    |             |                            |             |
| 6087  | Chief Security Officer                          | 24    |                         |             | 1.0                | 100,000     | 1.0                        | 100,000     |
| 2407  | Director Of Public Safety and Security          | 24    | 1.0                     | 67,557      | 1.0                | 120,000     | 1.0                        | 120,000     |
| 5410  | On-Duty Administrator                           | 20    | 1.0                     | 37,374      |                    |             |                            |             |
| 2418  | Hospital Security Officer III                   | 16    | 3.0                     | 191,788     | 3.0                | 196,371     | 3.0                        | 196,371     |
| 0047  | Administrative Assistant II                     | 14    | 1.0                     | 53,456      | 1.0                | 53,456      | 1.0                        | 53,456      |
| 2455  | Hospital Security Officer II (CCH)              | HS2   | 7.0                     | 387,614     | 7.0                | 355,208     | 7.0                        | 355,208     |
| 2462  | Hospital Security Aide                          | HSA   | 3.0                     | 137,681     | 2.0                | 91,858      | 2.0                        | 91,858      |
| 2417  | Hospital Security Officer I                     | HS1   | 37.0                    | 1,804,492   | 39.0               | 1,865,222   | 39.0                       | 1,865,222   |
|   |   |       | 53.0                    | \$2,679,962 | 54.0               | \$2,782,115 | 54.0                       | \$2,782,115 |
| <b>13 Administrative Operations - 8970594</b> |   |       |                         |             |                    |             |                            |             |
| 0051  | Administrative Assistant V                      | 20    | 2.0                     | 129,706     | 3.0                | 195,825     | 3.0                        | 195,825     |
| 5410  | On-Duty Administrator                           | 20    | 1.0                     | 84,040      |                    |             |                            |             |
| 0047  | Administrative Assistant II                     | 14    | 2.0                     | 107,161     | 2.0                | 107,929     | 2.0                        | 107,929     |
| 4003  | Health Services Representative I                | 11    | 16.0                    | 683,938     | 16.0               | 682,093     | 16.0                       | 682,093     |
|   |   |       | 21.0                    | \$1,004,845 | 21.0               | \$985,847   | 21.0                       | \$985,847   |
| <b>14 Patient Grievances - 8970595</b>        |   |       |                         |             |                    |             |                            |             |
| 0051  | Administrative Assistant V                      | 20    |                         |             | 1.0                | 86,576      | 1.0                        | 86,576      |
| 5411  | Director of Patient Relations                   | 20    | 1.0                     | 82,600      |                    |             |                            |             |
| 1050  | Patient Service Coordinator                     | 14    | 5.0                     | 257,796     | 5.0                | 260,523     | 5.0                        | 260,523     |
|   |   |       | 6.0                     | \$340,396   | 6.0                | \$347,099   | 6.0                        | \$347,099   |
| <b>15 Interpreter Services - 8970381</b>      |   |       |                         |             |                    |             |                            |             |
| 0050  | Administrative Assistant IV                     | 18    | 1.0                     | 69,899      | 1.0                | 69,905      | 1.0                        | 69,905      |
| 0853  | Interpreter                                     | PDM   | 22.0                    | 1,205,490   | 19.0               | 1,033,968   | 19.0                       | 1,033,968   |
| 0911  | Senior Clerk                                    | 09    | 1.0                     | 39,532      | 1.0                | 37,775      | 1.0                        | 37,775      |
|   |   |       | 24.0                    | \$1,314,921 | 21.0               | \$1,141,648 | 21.0                       | \$1,141,648 |
| <b>02 Financial Services</b>                  |   |       |                         |             |                    |             |                            |             |
| <b>02 Admissions - 8970097</b>                |   |       |                         |             |                    |             |                            |             |
| 1711  | Management Analyst V                            | 22    | 1.0                     | 94,936      | 1.0                | 96,302      | 1.0                        | 96,302      |
| 5457  | Site Manager, Patient Access I (Sites)          | 22    |                         |             | 1.0                | 67,557      | 1.0                        | 67,557      |
| 5506  | Patient Access Supervisor, Pre-Registration     | 21    | 2.0                     | 122,900     | 2.0                | 125,662     | 2.0                        | 125,662     |
| 5507  | Patient Access Supervisor, Financial Counseling | 21    | 3.0                     | 188,837     | 3.0                | 203,728     | 3.0                        | 203,728     |
| 1513  | Caseworker III                                  | 16    | 5.0                     | 305,075     | 5.0                | 315,896     | 5.0                        | 315,896     |
| 4808  | Caseworker-Oak Forest Hospital                  | 15    | 3.0                     | 160,960     | 3.0                | 172,946     | 3.0                        | 172,946     |
| 0047  | Administrative Assistant II                     | 14    | 4.0                     | 224,835     | 4.0                | 225,714     | 4.0                        | 225,714     |
| 0142  | Accountant II                                   | 13    | 2.0                     | 106,656     | 2.0                | 91,078      | 2.0                        | 91,078      |
| 0919  | Business Office Supervisor                      | 13    | 3.0                     | 159,984     | 2.7                | 133,880     | 2.7                        | 133,880     |

PERSONAL SERVICES - SUMMARY OF POSITIONS BY BUSINESS UNIT AND JOB CODE  
DEPARTMENT 897 - JOHN H. STROGER, JR. HOSPITAL OF COOK COUNTY

| Job Code                                    | Title  | Grade | 2014 Approved & Adopted |             | Department Request |             | President's Recommendation |             |
|---|--|-------|-------------------------|-------------|--------------------|-------------|----------------------------|-------------|
|   |  |       | FTE Pos.                | Salaries    | FTE Pos.           | Salaries    | FTE Pos.                   | Salaries    |
| 0046  | Administrative Assistant I                   | 12    | 1.0                     | 35,246      | 1.0                | 35,246      | 1.0                        | 35,246      |
| 0228  | Cashier III                                  | 12    | 2.0                     | 95,041      | 2.0                | 95,041      | 2.0                        | 95,041      |
| 0907  | Clerk V                                      | 11    | 31.0                    | 1,310,100   | 32.0               | 1,321,777   | 32.0                       | 1,321,777   |
| 0935  | Stenographer IV                              | 11    | 1.0                     | 46,493      | 1.0                | 46,493      | 1.0                        | 46,493      |
|   |  |       | 58.0                    | \$2,851,063 | 59.7               | \$2,931,320 | 59.7                       | \$2,931,320 |
| 03 Case Management - 8970597                |  |       |                         |             |                    |             |                            |             |
| 5505  | Clinical Case Manager                        | FC    | 14.0                    | 1,035,361   | 16.0               | 1,172,144   | 16.0                       | 1,172,144   |
| 0294  | Administrative Analyst IV                    | 22    | 1.0                     | 67,557      | 1.0                | 67,557      | 1.0                        | 67,557      |
| 1527  | Assistant Director Of Medical Social Service | 20    | 1.0                     | 55,892      | 1.0                | 55,892      | 1.0                        | 55,892      |
| 1525  | Medical Social Worker IV                     | 18    |                         |             | 1.0                | 46,476      | 1.0                        | 46,476      |
| 1524  | Medical Social Worker III                    | 17    | 16.5                    | 1,032,440   | 15.0               | 872,294     | 15.0                       | 872,294     |
| 0048  | Administrative Assistant III                 | 16    | 1.0                     | 60,859      | 1.0                | 60,859      | 1.0                        | 60,859      |
| 2108  | Utilization Review Coordinator               | 15    | 1.0                     | 37,690      |                    |             |                            |             |
| 0907  | Clerk V                                      | 11    | 2.0                     | 90,852      | 3.0                | 127,296     | 3.0                        | 127,296     |
| 0935  | Stenographer IV                              | 11    | 1.0                     | 46,493      |                    |             |                            |             |
| 1941  | Clinical Nurse I                             | FA    | 1.0                     | 56,396      |                    |             |                            |             |
| 1950  | Nurse Coordinator                            | NS1   | 1.0                     | 96,834      | 1.0                | 96,834      | 1.0                        | 96,834      |
|   |  |       | 39.5                    | \$2,580,374 | 39.0               | \$2,499,352 | 39.0                       | \$2,499,352 |
| 05 General Accounting - 8970098             |  |       |                         |             |                    |             |                            |             |
| 1687  | Assistant Administrator                      | 23    | 1.0                     | 111,974     |                    |             |                            |             |
| 0145  | Accountant V                                 | 19    | 2.0                     | 147,464     | 2.0                | 148,875     | 2.0                        | 148,875     |
| 0143  | Accountant III                               | 15    | 1.0                     | 57,639      | 1.0                | 58,928      | 1.0                        | 58,928      |
| 0142  | Accountant II                                | 13    | 1.0                     | 53,328      | 1.0                | 53,328      | 1.0                        | 53,328      |
| 0907  | Clerk V                                      | 11    | 1.0                     | 46,493      | 1.0                | 46,493      | 1.0                        | 46,493      |
|   |  |       | 6.0                     | \$416,898   | 5.0                | \$307,624   | 5.0                        | \$307,624   |
| 07 Payroll - 8970100                        |  |       |                         |             |                    |             |                            |             |
| 0143  | Accountant III                               | 15    |                         |             | 1.0                | 61,635      | 1.0                        | 61,635      |
| 0244  | Payroll Division Supervisor II               | 14    | 1.0                     | 52,768      | 1.0                | 34,976      | 1.0                        | 34,976      |
| 0141  | Accountant I                                 | 11    | 4.0                     | 161,020     | 4.0                | 154,897     | 4.0                        | 154,897     |
|   |  |       | 5.0                     | \$213,788   | 6.0                | \$251,508   | 6.0                        | \$251,508   |
| 08 Accounts Payable - 8970101               |  |       |                         |             |                    |             |                            |             |
| 0147  | Accounts Payable Supervisor I                | 16    | 2.0                     | 98,603      | 2.0                | 100,858     | 2.0                        | 100,858     |
| 0142  | Accountant II                                | 13    | 1.0                     | 53,328      | 1.0                | 53,328      | 1.0                        | 53,328      |
| 0046  | Administrative Assistant I                   | 12    | 1.0                     | 49,794      | 1.0                | 49,794      | 1.0                        | 49,794      |
| 0141  | Accountant I                                 | 11    | 3.0                     | 139,479     | 3.0                | 139,479     | 3.0                        | 139,479     |
| 0173  | Bookkeeper III                               | 11    | 1.0                     | 46,493      | 1.0                | 46,493      | 1.0                        | 46,493      |
|   |  |       | 8.0                     | \$387,697   | 8.0                | \$389,952   | 8.0                        | \$389,952   |
| 14 Accounting Support - 8970105             |  |       |                         |             |                    |             |                            |             |
| 0141  | Accountant I                                 | 11    | 1.0                     | 42,249      | 1.0                | 43,234      | 1.0                        | 43,234      |
|   |  |       | 1.0                     | \$42,249    | 1.0                | \$43,234    | 1.0                        | \$43,234    |
| 15 Cashier Department - 8970106             |  |       |                         |             |                    |             |                            |             |
| 0051  | Administrative Assistant V                   | 20    | 1.0                     | 55,892      | 1.0                | 86,576      | 1.0                        | 86,576      |
| 0228  | Cashier III                                  | 12    | 5.0                     | 229,670     | 5.0                | 230,232     | 5.0                        | 230,232     |
| 0141  | Accountant I                                 | 11    | 1.0                     | 41,755      | 1.0                | 42,249      | 1.0                        | 42,249      |
|   |  |       | 7.0                     | \$327,317   | 7.0                | \$359,057   | 7.0                        | \$359,057   |
| 16 Expenditure Control Department - 8970107 |  |       |                         |             |                    |             |                            |             |
| 0144  | Accountant IV                                | 17    | 2.0                     | 142,010     | 2.0                | 142,010     | 2.0                        | 142,010     |
| 0142  | Accountant II                                | 13    | 1.0                     | 50,788      | 1.0                | 50,788      | 1.0                        | 50,788      |
|   |  |       | 3.0                     | \$192,798   | 3.0                | \$192,798   | 3.0                        | \$192,798   |
| 17 Medical Assistance - No Grant - 8970108  |  |       |                         |             |                    |             |                            |             |
| 0251  | Business Manager I                           | 18    | 1.0                     | 46,476      | 1.0                | 72,439      | 1.0                        | 72,439      |

PERSONAL SERVICES - SUMMARY OF POSITIONS BY BUSINESS UNIT AND JOB CODE  
DEPARTMENT 897 - JOHN H. STROGER, JR. HOSPITAL OF COOK COUNTY

| Job Code  | Title  | Grade | 2014 Approved & Adopted |             | Department Request |             | President's Recommendation |             |
|---|--|-------|-------------------------|-------------|--------------------|-------------|----------------------------|-------------|
|   |  |       | FTE Pos.                | Salaries    | FTE Pos.           | Salaries    | FTE Pos.                   | Salaries    |
| 1518  | Caseworker (Mang Unit)                       | 16    | 12.0                    | 754,644     | 11.0               | 671,298     | 11.0                       | 671,298     |
| 0916  | Credit Counselor                             | 13    | 1.0                     | 53,328      | 1.0                | 53,328      | 1.0                        | 53,328      |
| 0919  | Business Office Supervisor                   | 13    | 1.0                     | 37,750      | 1.0                | 37,750      | 1.0                        | 37,750      |
| 0907  | Clerk V                                      | 11    | 1.0                     | 46,493      | 1.0                | 46,493      | 1.0                        | 46,493      |
| 19 Pre-Admit - 8970109                              |  |       | 16.0                    | \$938,691   | 15.0               | \$881,308   | 15.0                       | \$881,308   |
| 0907  | Clerk V                                      | 11    | 3.0                     | 134,185     | 3.0                | 112,317     | 3.0                        | 112,317     |
| 20 Outpatient-Mang - 8970110                        |  |       | 3.0                     | \$134,185   | 3.0                | \$112,317   | 3.0                        | \$112,317   |
| 1518  | Caseworker (Mang Unit)                       | 16    | 6.0                     | 393,839     | 6.0                | 382,061     | 6.0                        | 382,061     |
| 25 PFS Customer Service Unit - 8977415              |  |       | 6.0                     | \$393,839   | 6.0                | \$382,061   | 6.0                        | \$382,061   |
| 0047  | Administrative Assistant II                  | 14    | 1.0                     | 57,255      |                    |             |                            |             |
| 0907  | Clerk V                                      | 11    | 31.0                    | 1,345,911   | 20.0               | 835,241     | 20.0                       | 835,241     |
| 03 Department Of Medical Records                    |  |       | 32.0                    | \$1,403,166 | 20.0               | \$835,241   | 20.0                       | \$835,241   |
| 01 Medical Records Administration - 8970111         |  |       |                         |             |                    |             |                            |             |
| 0055  | Assistant Director of Planning & Development | 23    | 1.0                     | 82,032      |                    |             |                            |             |
| 2012  | Director Of Medical Records Library II       | 23    | 1.0                     | 70,658      | 1.0                | 70,658      | 1.0                        | 70,658      |
| 2007  | Medical Records Unit Manager                 | 18    | 4.0                     | 236,684     | 4.0                | 238,397     | 4.0                        | 238,397     |
| 0957  | Medical Records Technician III               | 16    | 24.0                    | 1,187,334   | 24.0               | 1,130,240   | 24.0                       | 1,130,240   |
| 2009  | Medical Records Supervisor II                | 15    | 3.0                     | 179,279     | 3.0                | 155,930     | 3.0                        | 155,930     |
| 2011  | Medical Records Technician Senior            | 16    | 4.0                     | 204,809     | 4.0                | 230,224     | 4.0                        | 230,224     |
| 0047  | Administrative Assistant II                  | 14    | 1.0                     | 54,842      | 1.0                | 54,528      | 1.0                        | 54,528      |
| 1121  | Data Control Supervisor                      | 14    | 1.0                     | 56,211      | 1.0                | 57,754      | 1.0                        | 57,754      |
| 2008  | Medical Records Supervisor I                 | 13    | 3.0                     | 135,737     | 3.0                | 136,733     | 3.0                        | 136,733     |
| 2073  | Medical Records Technician Junior            | 13    | 2.0                     | 106,656     | 2.0                | 106,656     | 2.0                        | 106,656     |
| 0907  | Clerk V                                      | 11    | 14.0                    | 623,740     | 14.0               | 610,159     | 14.0                       | 610,159     |
| 0955  | Data Entry Operator III                      | 11    | 4.0                     | 180,678     | 5.0                | 224,832     | 5.0                        | 224,832     |
| 0906  | Clerk IV                                     | 09    | 4.0                     | 171,285     | 4.0                | 159,909     | 4.0                        | 159,909     |
| 0911  | Senior Clerk                                 | 09    | 27.0                    | 1,149,689   | 28.0               | 1,104,900   | 28.0                       | 1,104,900   |
| 0941  | Clerk Typist Senior                          | 09    | 1.0                     | 43,337      | 1.0                | 40,459      | 1.0                        | 40,459      |
| 0954  | Data Entry Operator II                       | 09    | 1.0                     | 43,337      | 1.0                | 40,459      | 1.0                        | 40,459      |
| 2430  | Parking Lot Attendant                        | 09    | 1.0                     | 39,381      | 1.0                | 36,767      | 1.0                        | 36,767      |
| 06 Quality Assurance                                |  |       | 96.0                    | \$4,565,689 | 97.0               | \$4,398,605 | 97.0                       | \$4,398,605 |
| 01 Quality Assurance Administration - 8970115       |  |       |                         |             |                    |             |                            |             |
| 0051  | Administrative Assistant V                   | 20    | 1.0                     | 55,892      | 1.0                | 86,576      | 1.0                        | 86,576      |
| 02 Clinical Departments Quality Assurance - 8970116 |  |       | 1.0                     | \$55,892    | 1.0                | \$86,576    | 1.0                        | \$86,576    |
| 0050  | Administrative Assistant IV                  | 18    | 1.0                     | 71,103      | 1.0                | 72,274      | 1.0                        | 72,274      |
| 1955  | Administrative Supervisor II                 | NS2   | 1.0                     | 98,165      | 1.0                | 98,265      | 1.0                        | 98,265      |
| 03 Hospitalwide Monitors - 8970117                  |  |       | 2.0                     | \$169,268   | 2.0                | \$170,539   | 2.0                        | \$170,539   |
| 1724  | Assistant Director Of Quality Assurance      | 21    | 1.0                     | 61,450      | 1.0                | 61,450      | 1.0                        | 61,450      |
| 0050  | Administrative Assistant IV                  | 18    | 1.0                     | 56,443      | 1.0                | 61,617      | 1.0                        | 61,617      |
|   |  |       | 2.0                     | \$117,893   | 2.0                | \$123,067   | 2.0                        | \$123,067   |

PERSONAL SERVICES - SUMMARY OF POSITIONS BY BUSINESS UNIT AND JOB CODE  
DEPARTMENT 897 - JOHN H. STROGER, JR. HOSPITAL OF COOK COUNTY

| Job Code   | Title                                       | Grade | 2014 Approved & Adopted |             | Department Request |             | President's Recommendation |             |
|--|---|-------|-------------------------|-------------|--------------------|-------------|----------------------------|-------------|
|  |   |       | FTE Pos.                | Salaries    | FTE Pos.           | Salaries    | FTE Pos.                   | Salaries    |
| 04 Ancillary Services - 8970118                    |   |       |                         |             |                    |             |                            |             |
| 0269   | Statistician II                             | 14    | 1.0                     | 57,255      | 1.0                | 57,255      | 1.0                        | 57,255      |
| 1843   | Medical Technologist I                      | 14    | 1.0                     | 56,160      | 1.0                | 56,160      | 1.0                        | 56,160      |
|  |   |       | 2.0                     | \$113,415   | 2.0                | \$113,415   | 2.0                        | \$113,415   |
| 08 Support Services                                |   |       |                         |             |                    |             |                            |             |
| 06 Telephone Room - 8970123                        |   |       |                         |             |                    |             |                            |             |
| 1004   | Telephone Operator IV                       | 14    | 1.0                     | 55,596      | 1.0                | 56,717      | 1.0                        | 56,717      |
| 0907   | Clerk V                                     | 11    | 1.0                     | 46,493      | 1.0                | 46,493      | 1.0                        | 46,493      |
| 1003   | Telephone Operator III                      | 10    | 1.0                     | 30,678      | 1.0                | 30,678      | 1.0                        | 30,678      |
| 1006   | Telephone Operator                          | 09    | 8.0                     | 324,013     | 9.0                | 346,498     | 9.0                        | 346,498     |
|  |   |       | 11.0                    | \$456,780   | 12.0               | \$480,386   | 12.0                       | \$480,386   |
| 09 Transportation                                  |   |       |                         |             |                    |             |                            |             |
| 01 Transportation - Oak Forest - 8970124           |   |       |                         |             |                    |             |                            |             |
| 1694   | Transporter OFH                             | DC    | 1.0                     | 68,556      |                    |             |                            |             |
| 2133   | Food Service Worker                         | DC    | 0.5                     | 36,230      | 0.5                | 18,115      | 0.5                        | 18,115      |
| 1695   | Transporter OFH (As Required Not To Exceed) | DE    | 3.0                     | 113,550     | 2.0                | 75,700      | 2.0                        | 75,700      |
|  |   |       | 4.5                     | \$218,336   | 2.5                | \$93,815    | 2.5                        | \$93,815    |
| 02 In-Patient Transportation - 8970125             |   |       |                         |             |                    |             |                            |             |
| 0048   | Administrative Assistant III                | 16    | 1.0                     | 61,323      | 1.0                | 62,696      | 1.0                        | 62,696      |
| 1995   | Transportation Supervisor                   | 12    | 3.0                     | 144,945     | 3.0                | 146,800     | 3.0                        | 146,800     |
| 1881   | Morgue Supervisor                           | 11    | 1.0                     | 43,912      | 1.0                | 46,493      | 1.0                        | 46,493      |
| 1242   | Storekeeper/Supply Clerk                    | CC    | 1.0                     | 34,194      | 1.0                | 33,927      | 1.0                        | 33,927      |
| 1880   | Morgue Keeper                               | CC    | 2.0                     | 72,460      | 2.0                | 72,460      | 2.0                        | 72,460      |
| 1967   | Transporter CCH                             | CC    | 45.0                    | 1,575,794   | 44.0               | 1,535,819   | 44.0                       | 1,535,819   |
| 1968   | Scheduler/Dispatcher                        | CE    | 4.0                     | 147,683     | 4.0                | 149,757     | 4.0                        | 149,757     |
|  |   |       | 57.0                    | \$2,080,311 | 56.0               | \$2,047,952 | 56.0                       | \$2,047,952 |
| 11 Occupational Therapy                            |   |       |                         |             |                    |             |                            |             |
| 01 Occupational Therapy Administration - 8970130   |   |       |                         |             |                    |             |                            |             |
| 2052   | Assistant Director Of Occupational Therapy  | 20    | 1.0                     | 88,421      | 1.0                | 91,612      | 1.0                        | 91,612      |
| 1925   | Supervisor of Occupational Therapy          | 19    | 2.0                     | 155,802     | 2.0                | 155,802     | 2.0                        | 155,802     |
| 2039   | Occupational Therapist II                   | 20    | 2.0                     | 116,061     | 1.0                | 85,765      | 1.0                        | 85,765      |
| 2041   | Occupational Therapist I                    | 19    | 2.0                     | 125,468     | 2.0                | 145,131     | 2.0                        | 145,131     |
| 1920   | Occupational Therapy Assistant              | 13    | 1.0                     | 50,072      | 1.0                | 50,072      | 1.0                        | 50,072      |
|  |   |       | 8.0                     | \$535,824   | 7.0                | \$528,382   | 7.0                        | \$528,382   |
| 12 Speech, language And Hearing                    |   |       |                         |             |                    |             |                            |             |
| 01 Speech, Language And Hearing Services - 8970131 |   |       |                         |             |                    |             |                            |             |
| 1936   | Director of Language Services               | 22    | 1.0                     | 105,711     | 1.0                | 105,717     | 1.0                        | 105,717     |
| 1935   | Director Of Language Services               | 21    | 1.0                     | 61,450      |                    |             |                            |             |
| 1940   | Speech Language Pathologist II              | 20    | 3.0                     | 183,302     | 3.0                | 240,300     | 3.0                        | 240,300     |
| 1907   | Audiologist II                              | 19    | 2.0                     | 156,313     | 2.0                | 156,313     | 2.0                        | 156,313     |
| 0936   | Stenographer V                              | 13    | 1.0                     | 53,328      | 1.0                | 53,328      | 1.0                        | 53,328      |
| 0941   | Clerk Typist Senior                         | 09    | 1.0                     | 43,337      | 1.0                | 40,459      | 1.0                        | 40,459      |
|  |   |       | 9.0                     | \$603,441   | 8.0                | \$596,117   | 8.0                        | \$596,117   |
| 13 Physical Therapy                                |   |       |                         |             |                    |             |                            |             |
| 01 Physical Therapy Main - 8970132                 |   |       |                         |             |                    |             |                            |             |
| 1708   | Associate Administrator                     | 24    | 1.0                     | 101,522     | 1.0                | 101,522     | 1.0                        | 101,522     |
| 1931   | Assistant Director Of Physical Therapy      | 21    | 1.0                     | 93,354      | 1.0                | 95,238      | 1.0                        | 95,238      |
| 1930   | Physical Therapy Supervisor                 | 20    | 2.4                     | 254,612     | 2.0                | 176,348     | 2.0                        | 176,348     |
| 1928   | PHYSICAL THERAPIST III                      | 20    | 4.0                     | 284,764     | 4.0                | 345,062     | 4.0                        | 345,062     |
| 2035   | Physical Therapist II                       | 19    | 7.0                     | 410,185     | 9.4                | 665,793     | 9.4                        | 665,793     |

PERSONAL SERVICES - SUMMARY OF POSITIONS BY BUSINESS UNIT AND JOB CODE  
DEPARTMENT 897 - JOHN H. STROGER, JR. HOSPITAL OF COOK COUNTY

| Job Code  | Title                               | Grade | 2014 Approved & Adopted |             | Department Request |             | President's Recommendation |             |
|---|-------------------------------------|-------|-------------------------|-------------|--------------------|-------------|----------------------------|-------------|
|   |                                     |       | FTE Pos.                | Salaries    | FTE Pos.           | Salaries    | FTE Pos.                   | Salaries    |
| 0047  | Administrative Assistant II         | 14    | 1.0                     | 57,255      | 1.0                | 40,529      | 1.0                        | 40,529      |
| 1914  | Physical Therapy Assistant          | 14    | 1.0                     | 56,160      | 1.0                | 56,160      | 1.0                        | 56,160      |
| 0911  | Senior Clerk                        | 09    | 1.0                     | 39,069      | 1.0                | 36,767      | 1.0                        | 36,767      |
|   |                                     |       | 18.4                    | \$1,296,921 | 20.4               | \$1,517,419 | 20.4                       | \$1,517,419 |
| 17 Material Management  |                                     |       |                         |             |                    |             |                            |             |
| 01 Material Management Services - 8970142                       |                                     |       |                         |             |                    |             |                            |             |
| 4615  | Clerk Aide                          |       | 0.1                     | 13,520      | 0.1                | 2,340       | 0.1                        | 2,340       |
| 4777  | Supply Clerk/Warehouse Storeroom 21 | DF    | 1.0                     | 38,364      | 1.0                | 38,364      | 1.0                        | 38,364      |
| 0293  | Administrative Analyst III          | 21    | 1.0                     | 94,430      | 1.0                | 98,194      | 1.0                        | 98,194      |
| 0051  | Administrative Assistant V          | 20    | 1.0                     | 87,250      | 1.0                | 87,250      | 1.0                        | 87,250      |
| 1236  | Storeroom Supervisor                | 18    | 1.0                     | 46,476      | 1.0                | 46,476      | 1.0                        | 46,476      |
| 0048  | Administrative Assistant III        | 16    | 1.0                     | 62,696      | 1.0                | 62,696      | 1.0                        | 62,696      |
| 0047  | Administrative Assistant II         | 14    | 1.0                     | 57,255      | 1.0                | 57,255      | 1.0                        | 57,255      |
| 1235  | Storekeeper V                       | 14    | 3.0                     | 165,239     | 3.0                | 165,239     | 3.0                        | 165,239     |
| 0919  | Business Office Supervisor          | 13    | 1.0                     | 53,328      | 1.0                | 53,328      | 1.0                        | 53,328      |
| 0936  | Stenographer V                      | 13    | 1.0                     | 53,328      | 1.0                | 53,328      | 1.0                        | 53,328      |
| 0046  | Administrative Assistant I          | 12    | 1.0                     | 46,819      | 1.0                | 47,422      | 1.0                        | 47,422      |
| 1234  | Storekeeper IV                      | 12    | 4.0                     | 196,804     | 6.0                | 284,216     | 6.0                        | 284,216     |
| 1242  | Storekeeper/Supply Clerk            | CC    | 6.0                     | 202,190     | 6.0                | 209,624     | 6.0                        | 209,624     |
| 0912  | Administrative Aide                 | CC    | 3.0                     | 105,079     | 3.0                | 104,812     | 3.0                        | 104,812     |
| 2441  | Storekeeper Leader (CCU)            | CG    | 1.0                     | 38,894      | 1.0                | 38,894      | 1.0                        | 38,894      |
| 1240  | Storekeeper Leadman/JHS/ACHN/CHS    | CG    | 4.0                     | 146,245     | 4.0                | 142,407     | 4.0                        | 142,407     |
| 0927  | Administrative Aide (CCU)           | CE    | 1.0                     | 35,410      | 1.0                | 35,446      | 1.0                        | 35,446      |
| 4780  | Sterile Processing Technician       | 11    | 1.0                     | 41,659      | 1.0                | 42,990      | 1.0                        | 42,990      |
|   |                                     |       | 32.1                    | \$1,484,986 | 34.1               | \$1,570,281 | 34.1                       | \$1,570,281 |
| 02 Linen Services - 8970143                                     |                                     |       |                         |             |                    |             |                            |             |
| 1235  | Storekeeper V                       | 14    | 1.0                     | 57,255      | 1.0                | 57,255      | 1.0                        | 57,255      |
| 1234  | Storekeeper IV                      | 12    | 1.0                     | 49,794      | 1.0                | 49,794      | 1.0                        | 49,794      |
| 2155  | Laundry Manager I                   | 11    | 1.0                     | 46,493      | 1.0                | 46,493      | 1.0                        | 46,493      |
| 1242  | Storekeeper/Supply Clerk            | CC    | 1.0                     | 34,655      | 1.0                | 34,655      | 1.0                        | 34,655      |
|   |                                     |       | 4.0                     | \$188,197   | 4.0                | \$188,197   | 4.0                        | \$188,197   |
| 04 Central Nursing Equipment Services - 8970145                 |                                     |       |                         |             |                    |             |                            |             |
| 1234  | Storekeeper IV                      | 12    | 1.0                     | 49,794      |                    |             |                            |             |
| 1242  | Storekeeper/Supply Clerk            | CC    | 1.0                     | 33,927      | 1.0                | 33,927      | 1.0                        | 33,927      |
| 0912  | Administrative Aide                 | CC    | 1.0                     | 35,680      | 1.0                | 33,927      | 1.0                        | 33,927      |
|   |                                     |       | 3.0                     | \$119,401   | 2.0                | \$67,854    | 2.0                        | \$67,854    |
| 06 Mail Services - 8970147                                      |                                     |       |                         |             |                    |             |                            |             |
| 0917  | Mail Section Supervisor             | 14    | 1.0                     | 55,981      | 1.0                | 57,754      | 1.0                        | 57,754      |
| 0906  | Clerk IV                            | 09    | 3.0                     | 123,222     | 3.0                | 116,009     | 3.0                        | 116,009     |
|   |                                     |       | 4.0                     | \$179,203   | 4.0                | \$173,763   | 4.0                        | \$173,763   |
| 18 Nutrition And Food Services                                  |                                     |       |                         |             |                    |             |                            |             |
| 01 Nutrition and Food Services Administration - 8970148         |                                     |       |                         |             |                    |             |                            |             |
| 0051  | Administrative Assistant V          | 20    | 1.0                     | 55,892      | 1.0                | 83,236      | 1.0                        | 83,236      |
| 0048  | Administrative Assistant III        | 16    | 1.0                     | 56,443      | 1.0                | 57,662      | 1.0                        | 57,662      |
| 0907  | Clerk V                             | 11    | 1.0                     | 46,493      | 1.0                | 46,493      | 1.0                        | 46,493      |
|   |                                     |       | 3.0                     | \$158,828   | 3.0                | \$187,391   | 3.0                        | \$187,391   |
| 03 Food Service-Patients(Production and Distribution) - 8970149 |                                     |       |                         |             |                    |             |                            |             |
| 0051  | Administrative Assistant V          | 20    | 1.0                     | 55,892      |                    |             |                            |             |
| 2139  | Dietitian IV                        | 20    | 2.0                     | 129,827     | 2.0                | 143,600     | 2.0                        | 143,600     |
| 2137  | Dietitian II                        | 16    | 9.0                     | 569,649     | 9.0                | 569,649     | 9.0                        | 569,649     |
| 2135  | Dietary Technician                  | 13    | 1.0                     | 53,328      | 1.0                | 53,328      | 1.0                        | 53,328      |



PERSONAL SERVICES - SUMMARY OF POSITIONS BY BUSINESS UNIT AND JOB CODE  
DEPARTMENT 897 - JOHN H. STROGER, JR. HOSPITAL OF COOK COUNTY

| Job Code                                     | Title   | Grade | 2014 Approved & Adopted |             | Department Request |             | President's Recommendation |             |
|--|---|-------|-------------------------|-------------|--------------------|-------------|----------------------------|-------------|
|  |   |       | FTE Pos.                | Salaries    | FTE Pos.           | Salaries    | FTE Pos.                   | Salaries    |
| 2116   | Food Service Supervisor   | 11    | 4.0                     | 183,759     | 4.0                | 183,759     | 4.0                        | 183,759     |
| 0906   | Clerk IV  | 09    | 1.0                     | 28,640      |                    |             |                            |             |
| 2132   | Food Service Worker   | CC    | 39.0                    | 1,338,471   | 46.0               | 1,574,636   | 46.0                       | 1,574,636   |
| 2123   | Cook  | CK    | 4.0                     | 156,818     | 4.0                | 161,342     | 4.0                        | 161,342     |
| 2146   | Building Service Leader   | CG    | 1.0                     | 36,421      |                    | 1           |                            | 1           |
| 1240   | Storekeeper Leadman/JHS/ACHN/CHS                                  | CG    | 1.0                     | 38,894      | 1.0                | 38,894      | 1.0                        | 38,894      |
| 2133   | Food Service Worker   | DC    | 1.0                     | 36,230      | 1.0                | 36,230      | 1.0                        | 36,230      |
|  |   |       | 64.0                    | \$2,627,929 | 68.0               | \$2,761,439 | 68.0                       | \$2,761,439 |
| 04 Food Service-Employee Cafeteria - 8970150 |   |       |                         |             |                    |             |                            |             |
| 2139   | Dietitian IV  | 20    | 1.0                     | 55,892      |                    |             |                            |             |
| 2138   | Dietitian III   | 18    | 1.0                     | 46,476      |                    |             |                            |             |
| 2116   | Food Service Supervisor   | 11    | 2.0                     | 92,986      | 2.0                | 92,986      | 2.0                        | 92,986      |
| 2132   | Food Service Worker   | CC    | 12.0                    | 422,160     | 10.0               | 350,514     | 10.0                       | 350,514     |
| 2123   | Cook  | CK    | 4.0                     | 159,613     | 4.0                | 162,800     | 4.0                        | 162,800     |
|  |   |       | 20.0                    | \$777,127   | 16.0               | \$606,300   | 16.0                       | \$606,300   |
| 19 Pharmacy                                  |   |       |                         |             |                    |             |                            |             |
| 01 Pharmacy Outpatient Services - 8970151    |   |       |                         |             |                    |             |                            |             |
| 2103   | Pharmacist Manager  | 24    |                         |             | 2.0                | 259,076     | 2.0                        | 259,076     |
| 1876   | Assistant Director Of Pharmacy                                    | 24    |                         |             | 1.0                | 136,246     | 1.0                        | 136,246     |
| 0911   | Senior Clerk  | 09    |                         |             | 1.0                | 38,532      | 1.0                        | 38,532      |
| 4718   | Pharmacy Supervisor IV  | RX4   |                         |             | 2.0                | 255,718     | 2.0                        | 255,718     |
| 1878   | Pharmacist  | RX1   |                         |             | 31.0               | 3,603,409   | 31.0                       | 3,603,409   |
| 2051   | Pharmacy Technician (As Required Not To Exceed)                   | PB    |                         |             | 61.0               | 2,857,025   | 61.0                       | 2,857,025   |
|  |   |       |                         |             | 98.0               | \$7,150,006 | 98.0                       | \$7,150,006 |
| 03 Pharmacy Inpatient Services - 8970152     |   |       |                         |             |                    |             |                            |             |
| 5311   | Post Graduate Pharmacist (Resident)                               | RXG   | 2.0                     | 107,998     | 2.0                | 81,614      | 2.0                        | 81,614      |
| 1874   | Director Of Pharmacy II   | 24    |                         |             | 1.0                | 146,727     | 1.0                        | 146,727     |
| 2103   | Pharmacist Manager  | 24    |                         |             | 2.0                | 259,076     | 2.0                        | 259,076     |
| 0294   | Administrative Analyst IV   | 22    |                         |             | 1.0                | 90,741      | 1.0                        | 90,741      |
| 0050   | Administrative Assistant IV                                       | 18    |                         |             | 1.0                | 72,274      | 1.0                        | 72,274      |
| 0935   | Stenographer IV   | 11    |                         |             | 1.0                | 44,280      | 1.0                        | 44,280      |
| 4718   | Pharmacy Supervisor IV  | RX4   |                         |             | 1.0                | 127,859     | 1.0                        | 127,859     |
| 1878   | Pharmacist  | RX1   | 1.0                     | 116,239     | 29.0               | 3,370,931   | 29.0                       | 3,370,931   |
| 2051   | Pharmacy Technician (As Required Not To Exceed)                   | PB    |                         |             | 39.0               | 1,940,891   | 39.0                       | 1,940,891   |
|  |   |       | 3.0                     | \$224,237   | 77.0               | \$6,134,393 | 77.0                       | \$6,134,393 |
| 12 Oak Forest Pharmacy Services - 8971901    |   |       |                         |             |                    |             |                            |             |
| 1874   | Director Of Pharmacy II   | 24    |                         |             | 1.0                | 140,000     | 1.0                        | 140,000     |
| 2103   | Pharmacist Manager  | 24    |                         |             | 1.0                | 134,700     | 1.0                        | 134,700     |
| 4688   | Pharmacy Technician(As Required Not To Exceed)Oak Forest Hospital | 13    |                         |             | 24.0               | 1,182,323   | 24.0                       | 1,182,323   |
| 0046   | Administrative Assistant I  | 12    |                         |             | 1.0                | 49,794      | 1.0                        | 49,794      |
| 0907   | Clerk V   | 11    |                         |             | 1.0                | 46,493      | 1.0                        | 46,493      |
| 4718   | Pharmacy Supervisor IV  | RX4   |                         |             | 2.0                | 255,718     | 2.0                        | 255,718     |
| 1878   | Pharmacist  | RX1   |                         |             | 23.0               | 2,673,497   | 23.0                       | 2,673,497   |
| 2051   | Pharmacy Technician (As Required Not To Exceed)                   | PB    |                         |             | 1.0                | 48,462      | 1.0                        | 48,462      |
| 1251   | Supply Clerk  | DB    |                         |             | 1.0                | 35,614      | 1.0                        | 35,614      |
|  |   |       |                         |             | 55.0               | \$4,566,601 | 55.0                       | \$4,566,601 |

PERSONAL SERVICES - SUMMARY OF POSITIONS BY BUSINESS UNIT AND JOB CODE  
DEPARTMENT 897 - JOHN H. STROGER, JR. HOSPITAL OF COOK COUNTY

| Job Code   | Title  | Grade | 2014 Approved & Adopted |             | Department Request |             | President's Recommendation |             |
|--|--|-------|-------------------------|-------------|--------------------|-------------|----------------------------|-------------|
|  |  |       | FTE Pos.                | Salaries    | FTE Pos.           | Salaries    | FTE Pos.                   | Salaries    |
| 20 Environmental Services                          |  |       |                         |             |                    |             |                            |             |
| 01 Environmental Services Administration - 8970153 |  |       |                         |             |                    |             |                            |             |
| 0047   | Administrative Assistant II                      | 14    | 1.0                     | 57,255      | 1.0                | 57,255      | 1.0                        | 57,255      |
| 0935   | Stenographer IV                                  | 11    | 1.0                     | 46,493      | 1.0                | 46,493      | 1.0                        | 46,493      |
| 2143   | Building Service Worker-CCH                      | CF    | 10.0                    | 370,756     | 10.0               | 370,118     | 10.0                       | 370,118     |
|  |  |       | 12.0                    | \$474,504   | 12.0               | \$473,866   | 12.0                       | \$473,866   |
| 02 Environmental Services-Operations - 8970154     |  |       |                         |             |                    |             |                            |             |
| 2404   | Building Custodian I                             | 16    | 2.0                     | 118,392     | 2.0                | 119,791     | 2.0                        | 119,791     |
| 2420   | Building Service Supervisor                      | 12    | 7.0                     | 337,092     | 7.0                | 338,437     | 7.0                        | 338,437     |
|  |  |       | 9.0                     | \$455,484   | 9.0                | \$458,228   | 9.0                        | \$458,228   |
| 03 Environmental Services-Housekeeping - 8970155   |  |       |                         |             |                    |             |                            |             |
| 2420   | Building Service Supervisor                      | 12    | 1.0                     | 47,422      | 1.0                | 49,028      | 1.0                        | 49,028      |
| 2143   | Building Service Worker-CCH                      | CF    | 108.0                   | 3,899,813   | 119.0              | 4,235,621   | 119.0                      | 4,235,621   |
|  |  |       | 109.0                   | \$3,947,235 | 120.0              | \$4,284,649 | 120.0                      | \$4,284,649 |
| 04 Housekeeping-Special Projects - 8970156         |  |       |                         |             |                    |             |                            |             |
| 2146   | Building Service Leader                          | CG    | 5.0                     | 171,544     | 5.0                | 181,286     | 5.0                        | 181,286     |
| 2143   | Building Service Worker-CCH                      | CF    | 39.0                    | 1,429,844   | 39.0               | 1,438,212   | 39.0                       | 1,438,212   |
|  |  |       | 44.0                    | \$1,601,388 | 44.0               | \$1,619,498 | 44.0                       | \$1,619,498 |
| 22 Medical Administration                          |  |       |                         |             |                    |             |                            |             |
| 01 Medical Administration - 8970157                |  |       |                         |             |                    |             |                            |             |
| 5980   | Executive Medical Director                       | K12   | 1.0                     | 329,160     | 1.0                | 329,160     | 1.0                        | 329,160     |
| 6303   | Director of Physician Assistant Services         | 24    |                         |             | 1.0                | 130,000     | 1.0                        | 130,000     |
| 1687   | Assistant Administrator                          | 23    | 1.0                     | 84,386      | 2.0                | 157,889     | 2.0                        | 157,889     |
| 0051   | Administrative Assistant V                       | 20    | 1.0                     | 55,892      |                    |             |                            |             |
| 0047   | Administrative Assistant II                      | 14    |                         |             | 1.0                | 40,529      | 1.0                        | 40,529      |
|  |  |       | 3.0                     | \$469,438   | 5.0                | \$657,578   | 5.0                        | \$657,578   |
| 04 Executive Medical Staff Support - 8970158       |  |       |                         |             |                    |             |                            |             |
| 0050   | Administrative Assistant IV                      | 18    | 1.0                     | 71,722      |                    |             |                            |             |
|  |  |       | 1.0                     | \$71,722    |                    |             |                            |             |
| 23 Department Of Medicine                          |  |       |                         |             |                    |             |                            |             |
| 01 Medicine Administration - 8970159               |  |       |                         |             |                    |             |                            |             |
| 6249   | Chair of the Division of Medicine Administration | K12   |                         |             | 1.0                | 260,000     | 1.0                        | 260,000     |
| 0253   | Business Manager III                             | 22    | 1.0                     | 98,199      | 1.0                | 67,557      | 1.0                        | 67,557      |
| 1866   | Scientific Officer II                            | 22    | 1.0                     | 102,086     | 1.0                | 104,144     | 1.0                        | 104,144     |
| 0293   | Administrative Analyst III                       | 21    | 1.0                     | 61,450      |                    |             |                            |             |
| 0048   | Administrative Assistant III                     | 16    |                         |             | 1.0                | 46,840      | 1.0                        | 46,840      |
| 0047   | Administrative Assistant II                      | 14    | 1.0                     | 57,255      |                    |             |                            |             |
| 1773   | Medical Department Chairman-Internal Medicine    | K12   | 1.0                     | 450,000     | 1.0                | 450,000     | 1.0                        | 450,000     |
| 1641   | Attending Physician 11                           | K11   | 1.0                     | 236,241     | 1.0                | 230,781     | 1.0                        | 230,781     |
| 1648   | Medical Division Chairman 11                     | K11   | 1.0                     | 264,536     | 1.0                | 269,839     | 1.0                        | 269,839     |
| 1645   | Medical Division Chairman 8                      | K     | 3.0                     | 697,404     | 3.0                | 510,344     | 3.0                        | 510,344     |
| 1652   | Attending Physician Senior 6                     | K06   | 1.0                     | 191,890     | 1.0                | 191,890     | 1.0                        | 191,890     |
|  |  |       | 11.0                    | \$2,159,061 | 11.0               | \$2,131,395 | 11.0                       | \$2,131,395 |
| 02 Post Graduate - 8970160                         |  |       |                         |             |                    |             |                            |             |
| 0816   | Training Coordinator IV                          | 21    | 1.0                     | 67,714      | 1.0                | 69,079      | 1.0                        | 69,079      |
| 6250   | Residency Program Coordinator                    | 21    |                         |             | 1.0                | 61,450      | 1.0                        | 61,450      |
| 0050   | Administrative Assistant IV                      | 18    | 2.0                     | 144,548     | 2.0                | 118,750     | 2.0                        | 118,750     |
| 0048   | Administrative Assistant III                     | 16    | 2.0                     | 106,849     | 2.0                | 109,536     | 2.0                        | 109,536     |
| 0047   | Administrative Assistant II                      | 14    | 1.0                     | 57,255      | 2.0                | 114,510     | 2.0                        | 114,510     |

PERSONAL SERVICES - SUMMARY OF POSITIONS BY BUSINESS UNIT AND JOB CODE  
DEPARTMENT 897 - JOHN H. STROGER, JR. HOSPITAL OF COOK COUNTY

| Job Code                            | Title   | Grade | 2014 Approved & Adopted |             | Department Request |             | President's Recommendation |             |
|-------------------------------------|---|-------|-------------------------|-------------|--------------------|-------------|----------------------------|-------------|
|                                     |   |       | FTE Pos.                | Salaries    | FTE Pos.           | Salaries    | FTE Pos.                   | Salaries    |
| 0907                                | Clerk V   | 11    | 1.0                     | 43,412      | 1.0                | 43,828      | 1.0                        | 43,828      |
| 1657                                | Attending Physician Senior 11                             | K11   | 1.0                     | 246,617     | 1.0                | 251,588     | 1.0                        | 251,588     |
| 1645                                | Medical Division Chairman 8                               | K     | 1.0                     | 243,704     | 1.0                | 248,615     | 1.0                        | 248,615     |
|                                     |   |       | 9.0                     | \$910,099   | 11.0               | \$1,017,356 | 11.0                       | \$1,017,356 |
| 03 Oncology Section - 8970161       |   |       |                         |             |                    |             |                            |             |
| 0051                                | Administrative Assistant V                                | 20    | 1.0                     | 87,564      | 1.0                | 86,576      | 1.0                        | 86,576      |
| 1943                                | Nurse Clinician   | FC    | 1.0                     | 94,008      | 1.0                | 94,008      | 1.0                        | 94,008      |
| 1641                                | Attending Physician 11                                    | K11   | 1.0                     | 236,411     | 1.0                | 241,000     | 1.0                        | 241,000     |
| 1657                                | Attending Physician Senior 11                             | K11   | 1.0                     | 277,320     | 1.0                | 288,385     | 1.0                        | 288,385     |
| 1639                                | Attending Physician 9                                     | K09   | 1.0                     | 239,899     | 1.0                | 244,733     | 1.0                        | 244,733     |
| 1655                                | Attending Physician Senior 9                              | K09   | 6.0                     | 1,333,105   | 6.0                | 1,354,072   | 6.0                        | 1,354,072   |
|                                     |   |       | 11.0                    | \$2,268,307 | 11.0               | \$2,308,774 | 11.0                       | \$2,308,774 |
| 04 General Medicine - 8970162       |   |       |                         |             |                    |             |                            |             |
| 0051                                | Administrative Assistant V                                | 20    | 1.0                     | 79,248      | 1.0                | 83,236      | 1.0                        | 83,236      |
| 0050                                | Administrative Assistant IV                               | 18    | 1.0                     | 69,445      | 1.0                | 69,445      | 1.0                        | 69,445      |
| 1524                                | Medical Social Worker III                                 | 17    | 1.0                     | 50,266      | 1.0                | 54,968      | 1.0                        | 54,968      |
| 0047                                | Administrative Assistant II                               | 14    | 3.0                     | 159,189     | 3.0                | 161,958     | 3.0                        | 161,958     |
| 0907                                | Clerk V   | 11    | 2.0                     | 87,832      | 2.0                | 88,560      | 2.0                        | 88,560      |
| 0935                                | Stenographer IV   | 11    | 1.0                     | 44,280      | 1.0                | 44,280      | 1.0                        | 44,280      |
| 1957                                | Divisional Nursing Director                               | NS3   | 1.0                     | 101,186     | 1.0                | 105,299     | 1.0                        | 105,299     |
| 1943                                | Nurse Clinician   | FC    | 3.0                     | 277,382     | 3.0                | 287,215     | 3.0                        | 287,215     |
| 3991                                | Advanced Practice Nurse - Clinical Nurse Specialist       | FF    | 1.0                     | 101,413     | 1.0                | 105,901     | 1.0                        | 105,901     |
| 1781                                | Medical Department Associate Chairman - Internal Medicine | K10   | 1.0                     | 259,724     | 1.0                | 269,985     | 1.0                        | 269,985     |
| 1638                                | Attending Physician 8                                     | K08   | 1.0                     | 222,517     |                    |             |                            |             |
| 1654                                | Attending Physician Senior 8                              | K08   | 1.0                     | 227,353     | 1.0                | 231,933     | 1.0                        | 231,933     |
| 1637                                | Attending Physician 7                                     | K07   | 1.0                     | 203,410     | 1.0                | 210,638     | 1.0                        | 210,638     |
| 1644                                | Medical Division Chairman 7                               | K07   | 2.0                     | 415,430     | 1.0                | 212,020     | 1.0                        | 212,020     |
| 1653                                | Attending Physician Senior 7                              | K07   | 5.0                     | 1,042,272   | 6.0                | 1,261,468   | 6.0                        | 1,261,468   |
| 1636                                | Attending Physician 6                                     | K06   | 27.0                    | 4,936,521   | 28.0               | 5,019,216   | 28.0                       | 5,019,216   |
| 1652                                | Attending Physician Senior 6                              | K06   | 5.0                     | 946,495     | 4.0                | 758,621     | 4.0                        | 758,621     |
| 5296                                | Medical Assistant   | 12    |                         |             | 2.0                | 56,722      | 2.0                        | 56,722      |
|                                     |   |       | 57.0                    | \$9,223,963 | 58.0               | \$9,021,465 | 58.0                       | \$9,021,465 |
| 05 ICU - 8970163                    |   |       |                         |             |                    |             |                            |             |
| 0050                                | Administrative Assistant IV                               | 18    |                         |             | 1.0                | 46,476      | 1.0                        | 46,476      |
| 0047                                | Administrative Assistant II                               | 14    | 1.0                     | 57,255      |                    |             |                            |             |
| 1646                                | Medical Division Chairman 9                               | K09   | 2.0                     | 501,867     | 2.0                | 511,982     | 2.0                        | 511,982     |
| 1652                                | Attending Physician Senior 6                              | K06   | 1.0                     | 187,805     | 1.0                | 187,805     | 1.0                        | 187,805     |
|                                     |   |       | 4.0                     | \$746,927   | 4.0                | \$746,263   | 4.0                        | \$746,263   |
| 08 Endocrinology-Clinical - 8970165 |   |       |                         |             |                    |             |                            |             |
| 0051                                | Administrative Assistant V                                | 20    | 1.0                     | 85,407      | 1.0                | 86,576      | 1.0                        | 86,576      |
| 0047                                | Administrative Assistant II                               | 14    | 1.0                     | 57,255      | 1.0                | 57,255      | 1.0                        | 57,255      |
| 0941                                | Clerk Typist Senior                                       | 09    | 1.0                     | 43,337      | 1.0                | 40,459      | 1.0                        | 40,459      |
| 3990                                | Advanced Practice Nurse - Nurse Practitioner              | FF    | 2.0                     | 201,388     | 2.0                | 210,087     | 2.0                        | 210,087     |
| 1648                                | Medical Division Chairman 11                              | K11   | 1.0                     | 278,087     | 1.0                | 283,690     | 1.0                        | 283,690     |
| 1654                                | Attending Physician Senior 8                              | K08   | 1.0                     | 203,410     | 1.0                | 223,628     | 1.0                        | 223,628     |
| 1637                                | Attending Physician 7                                     | K07   | 2.0                     | 387,165     | 2.0                | 347,268     | 2.0                        | 347,268     |
| 1653                                | Attending Physician Senior 7                              | K07   | 1.0                     | 192,689     | 1.0                | 196,429     | 1.0                        | 196,429     |
| 1651                                | Attending Physician Senior 5                              | K05   | 1.0                     | 193,652     | 1.0                | 197,411     | 1.0                        | 197,411     |
|                                     |   |       | 11.0                    | \$1,642,390 | 11.0               | \$1,642,803 | 11.0                       | \$1,642,803 |

PERSONAL SERVICES - SUMMARY OF POSITIONS BY BUSINESS UNIT AND JOB CODE  
DEPARTMENT 897 - JOHN H. STROGER, JR. HOSPITAL OF COOK COUNTY

| Job Code  | Title   | Grade | 2014 Approved & Adopted |             | Department Request |             | President's Recommendation |             |
|---|---|-------|-------------------------|-------------|--------------------|-------------|----------------------------|-------------|
|   |   |       | FTE Pos.                | Salaries    | FTE Pos.           | Salaries    | FTE Pos.                   | Salaries    |
| <b>09 Renal Diseases - 8970166</b>              |   |       |                         |             |                    |             |                            |             |
| 6172  | Ch.of the Div.of Ren.Dis.(Nep)                      | K12   |                         |             | 1.0                | 270,000     | 1.0                        | 270,000     |
| 1866  | Scientific Officer II                               | 22    | 1.0                     | 93,569      | 1.0                | 95,456      | 1.0                        | 95,456      |
| 0047  | Administrative Assistant II                         | 14    | 1.0                     | 57,255      | 1.0                | 57,255      | 1.0                        | 57,255      |
| 1843  | Medical Technologist I                              | 14    | 1.0                     | 38,206      |                    |             |                            |             |
| 0907  | Clerk V   | 11    | 1.0                     | 46,493      | 1.0                | 46,493      | 1.0                        | 46,493      |
| 0935  | Stenographer IV                                     | 11    | 1.0                     | 44,280      | 1.0                | 44,280      | 1.0                        | 44,280      |
| 1844  | Medical Technologist II                             | T16   | 1.0                     | 59,434      | 1.0                | 62,072      | 1.0                        | 62,072      |
| 3990  | Advanced Practice Nurse - Nurse Practitioner        | FF    | 2.0                     | 186,714     | 2.0                | 210,257     | 2.0                        | 210,257     |
| 1648  | Medical Division Chairman 11                        | K11   | 1.0                     | 235,974     |                    |             |                            |             |
| 1656  | Attending Physician Senior 10                       | K10   | 1.0                     | 206,084     | 1.0                | 210,238     | 1.0                        | 210,238     |
| 1639  | Attending Physician 9                               | K09   | 3.0                     | 579,853     | 4.0                | 771,470     | 4.0                        | 771,470     |
| 1655  | Attending Physician Senior 9                        | K09   | 2.0                     | 387,304     | 2.0                | 394,822     | 2.0                        | 394,822     |
|   |   |       | 15.0                    | \$1,935,166 | 15.0               | \$2,162,343 | 15.0                       | \$2,162,343 |
| <b>10 Neurology Procedures - 8970167</b>        |   |       |                         |             |                    |             |                            |             |
| 1843  | Medical Technologist I                              | 14    | 2.0                     | 94,366      | 1.0                | 56,160      | 1.0                        | 56,160      |
| 1841  | Medical Laboratory Technician II                    | 10    | 1.0                     | 39,932      | 1.0                | 30,678      | 1.0                        | 30,678      |
|   |   |       | 3.0                     | \$134,298   | 2.0                | \$86,838    | 2.0                        | \$86,838    |
| <b>12 Adult Cardiology Procedures - 8970169</b> |   |       |                         |             |                    |             |                            |             |
| 1816  | Physician Assistant I                               | 22    | 1.0                     | 73,726      | 1.0                | 81,856      | 1.0                        | 81,856      |
| 2090  | Bio-Medical Technician                              | 15    | 1.0                     | 50,875      | 1.0                | 55,272      | 1.0                        | 55,272      |
| 0047  | Administrative Assistant II                         | 14    | 1.0                     | 40,529      | 1.0                | 50,133      | 1.0                        | 50,133      |
| 1843  | Medical Technologist I                              | 14    | 4.0                     | 206,539     | 4.0                | 194,258     | 4.0                        | 194,258     |
| 1844  | Medical Technologist II                             | T16   | 3.0                     | 174,102     | 3.0                | 194,814     | 3.0                        | 194,814     |
| 1845  | Medical Technologist III                            | T18   | 5.0                     | 330,083     | 5.0                | 336,259     | 5.0                        | 336,259     |
|   |   |       | 15.0                    | \$875,854   | 15.0               | \$912,592   | 15.0                       | \$912,592   |
| <b>13 Adult Cardiology-Clinical - 8970170</b>   |   |       |                         |             |                    |             |                            |             |
| 5478  | Medical Division Chair-Director of CCU              | K12   | 1.0                     | 300,000     | 1.0                | 300,000     | 1.0                        | 300,000     |
| 5479  | Medical Division Chair-Director of Cath Lab         | K12   | 1.0                     | 315,000     | 1.0                | 315,000     | 1.0                        | 315,000     |
| 1114  | Systems Analyst V                                   | 23    | 1.0                     | 70,658      | 1.0                | 87,192      | 1.0                        | 87,192      |
| 0050  | Administrative Assistant IV                         | 18    | 1.0                     | 68,054      | 1.0                | 68,699      | 1.0                        | 68,699      |
| 0936  | Stenographer V                                      | 13    | 1.0                     | 50,788      | 1.0                | 50,788      | 1.0                        | 50,788      |
| 0907  | Clerk V   | 11    | 2.0                     | 90,773      | 2.0                | 79,405      | 2.0                        | 79,405      |
| 0935  | Stenographer IV                                     | 11    | 1.0                     | 46,493      | 1.0                | 46,493      | 1.0                        | 46,493      |
| 3990  | Advanced Practice Nurse - Nurse Practitioner        | FF    | 1.0                     | 98,237      | 1.0                | 100,888     | 1.0                        | 100,888     |
| 3991  | Advanced Practice Nurse - Clinical Nurse Specialist | FF    | 1.0                     | 113,021     | 1.0                | 113,021     | 1.0                        | 113,021     |
| 1649  | Medical Division Chairman 12                        | K12   | 1.0                     | 244,632     | 1.0                | 244,632     | 1.0                        | 244,632     |
| 1773  | Medical Department Chairman-Internal Medicine       | K12   | 1.0                     | 311,690     | 1.0                | 311,690     | 1.0                        | 311,690     |
| 1646  | Medical Division Chairman 9                         | K09   | 2.0                     | 520,204     | 2.0                | 530,482     | 2.0                        | 530,482     |
| 1655  | Attending Physician Senior 9                        | K09   | 2.0                     | 474,591     | 2.0                | 483,982     | 2.0                        | 483,982     |
|   |   |       | 16.0                    | \$2,704,141 | 16.0               | \$2,732,272 | 16.0                       | \$2,732,272 |
| <b>14 Cardiology - EKG/VCG - 8970171</b>        |   |       |                         |             |                    |             |                            |             |
| 2090  | Bio-Medical Technician                              | 15    | 1.0                     | 57,850      | 1.0                | 37,690      | 1.0                        | 37,690      |
| 1843  | Medical Technologist I                              | 14    | 2.0                     | 107,545     | 3.0                | 150,731     | 3.0                        | 150,731     |
| 1841  | Medical Laboratory Technician II                    | 10    | 1.0                     | 42,260      | 1.0                | 39,932      | 1.0                        | 39,932      |
| 2086  | Electrocardiogram Technician                        | 10    | 19.0                    | 730,687     | 19.0               | 720,113     | 19.0                       | 720,113     |
| 3990  | Advanced Practice Nurse - Nurse Practitioner        | FF    |                         |             | 1.0                | 87,035      | 1.0                        | 87,035      |
|   |   |       | 23.0                    | \$938,342   | 25.0               | \$1,035,501 | 25.0                       | \$1,035,501 |

PERSONAL SERVICES - SUMMARY OF POSITIONS BY BUSINESS UNIT AND JOB CODE  
DEPARTMENT 897 - JOHN H. STROGER, JR. HOSPITAL OF COOK COUNTY

| Job Code                                 | Title   | Grade | 2014 Approved & Adopted |             | Department Request |             | President's Recommendation |             |
|--|---|-------|-------------------------|-------------|--------------------|-------------|----------------------------|-------------|
|  |   |       | FTE Pos.                | Salaries    | FTE Pos.           | Salaries    | FTE Pos.                   | Salaries    |
| 15 Dermatology - 8970172                 |   |       |                         |             |                    |             |                            |             |
| 1815                                     | Consultant (Physicians)                                   |       |                         | 8,220       |                    | 8,220       |                            | 8,220       |
| 5433                                     | Attending Physician/Dermatology                           | K     | 1.0                     | 248,500     | 1.0                | 253,326     | 1.0                        | 253,326     |
| 0051                                     | Administrative Assistant V                                | 20    | 1.0                     | 72,445      | 1.0                | 79,552      | 1.0                        | 79,552      |
| 0936                                     | Stenographer V  | 13    | 1.0                     | 53,328      | 1.0                | 53,328      | 1.0                        | 53,328      |
| 1943                                     | Nurse Clinician   | FC    |                         |             | 1.0                | 63,160      | 1.0                        | 63,160      |
| 3991                                     | Advanced Practice Nurse - Clinical Nurse Specialist       | FF    | 1.0                     | 73,693      |                    |             |                            |             |
| 1649                                     | Medical Division Chairman 12                              | K12   | 2.0                     | 586,963     | 2.0                | 586,963     | 2.0                        | 586,963     |
| 1646                                     | Medical Division Chairman 9                               | K09   | 2.0                     | 483,910     | 1.0                | 254,502     | 1.0                        | 254,502     |
| 1640                                     | Attending Physician 10                                    | K10   |                         |             | 2.0                | 392,858     | 2.0                        | 392,858     |
| 1639                                     | Attending Physician 9                                     | K09   | 2.0                     | 463,038     | 1.0                | 229,274     | 1.0                        | 229,274     |
|  |   |       | 10.0                    | \$1,990,097 | 10.0               | \$1,921,183 | 10.0                       | \$1,921,183 |
| 16 Pulmonary Procedures - 8970173        |   |       |                         |             |                    |             |                            |             |
| 1842                                     | Medical Laboratory Technician III                         | 13    | 3.0                     | 157,032     | 3.0                | 157,032     | 3.0                        | 157,032     |
|  |   |       | 3.0                     | \$157,032   | 3.0                | \$157,032   | 3.0                        | \$157,032   |
| 17 Pulmonary Medicine-Clinical - 8970174 |   |       |                         |             |                    |             |                            |             |
| 0048                                     | Administrative Assistant III                              | 16    | 1.0                     | 62,375      | 1.0                | 62,696      | 1.0                        | 62,696      |
| 0907                                     | Clerk V   | 11    | 1.0                     | 32,912      | 1.0                | 44,280      | 1.0                        | 44,280      |
| 0911                                     | Senior Clerk  | 09    |                         |             | 1.0                | 40,459      | 1.0                        | 40,459      |
| 1845                                     | Medical Technologist III                                  | T18   | 1.0                     | 76,191      | 1.0                | 76,191      | 1.0                        | 76,191      |
| 1943                                     | Nurse Clinician   | FC    | 2.0                     | 193,670     | 2.0                | 193,339     | 2.0                        | 193,339     |
| 1773                                     | Medical Department Chairman-Internal Medicine             | K12   | 1.0                     | 325,697     | 1.0                | 325,697     | 1.0                        | 325,697     |
| 1656                                     | Attending Physician Senior 10                             | K10   | 3.0                     | 725,798     | 3.0                | 740,273     | 3.0                        | 740,273     |
| 1781                                     | Medical Department Associate Chairman - Internal Medicine | K10   | 1.0                     | 244,605     | 1.0                | 249,550     | 1.0                        | 249,550     |
| 1636                                     | Attending Physician 6                                     | K06   | 1.0                     | 187,854     | 1.0                | 187,854     | 1.0                        | 187,854     |
| 1652                                     | Attending Physician Senior 6                              | K06   | 5.0                     | 920,866     | 5.0                | 931,576     | 5.0                        | 931,576     |
|  |   |       | 16.0                    | \$2,769,968 | 17.0               | \$2,851,915 | 17.0                       | \$2,851,915 |
| 19 Gastroenterology-Clinical - 8970175   |   |       |                         |             |                    |             |                            |             |
| 0047                                     | Administrative Assistant II                               | 14    | 1.0                     | 57,255      | 1.0                | 57,255      | 1.0                        | 57,255      |
| 0934                                     | Stenographer III  | 09    | 1.0                     | 40,465      | 1.0                | 37,775      | 1.0                        | 37,775      |
| 1942                                     | Clinical Nurse II   | FB    | 1.0                     | 92,014      | 1.0                | 91,979      | 1.0                        | 91,979      |
| 1649                                     | Medical Division Chairman 12                              | K12   | 1.0                     | 300,000     | 1.0                | 300,000     | 1.0                        | 300,000     |
| 1658                                     | Attending Physician Senior 12                             | K12   | 9.0                     | 2,347,773   | 9.0                | 2,347,773   | 9.0                        | 2,347,773   |
|  |   |       | 13.0                    | \$2,837,507 | 13.0               | \$2,834,782 | 13.0                       | \$2,834,782 |
| 20 Infectious Disease - 8970176          |   |       |                         |             |                    |             |                            |             |
| 6296                                     | Director of Outpatient Antibiotic Therapy                 | K     |                         |             | 1.0                | 210,000     | 1.0                        | 210,000     |
| 5975                                     | Director, Operations, Managed Care                        | 24    | 1.0                     | 250,000     |                    |             |                            |             |
| 1816                                     | Physician Assistant I                                     | 22    | 1.0                     | 78,213      | 1.0                | 73,726      | 1.0                        | 73,726      |
| 1860                                     | Scientific Officer I                                      | 21    | 1.0                     | 89,223      | 1.0                | 91,020      | 1.0                        | 91,020      |
| 0292                                     | Administrative Analyst II                                 | 19    | 1.0                     | 76,685      | 1.0                | 76,684      | 1.0                        | 76,684      |
| 1854                                     | Biochemist IV   | 19    | 1.0                     | 50,838      | 1.0                | 50,838      | 1.0                        | 50,838      |
| 1649                                     | Medical Division Chairman 12                              | K12   | 1.0                     | 246,385     | 1.0                | 241,000     | 1.0                        | 241,000     |
| 1654                                     | Attending Physician Senior 8                              | K08   | 1.0                     | 232,826     | 1.0                | 237,518     | 1.0                        | 237,518     |
| 1637                                     | Attending Physician 7                                     | K07   | 3.0                     | 593,863     | 3.0                | 605,545     | 3.0                        | 605,545     |
| 1652                                     | Attending Physician Senior 6                              | K06   | 1.0                     | 216,791     |                    |             |                            |             |
|  |   |       | 11.0                    | \$1,834,824 | 10.0               | \$1,586,331 | 10.0                       | \$1,586,331 |
| 22 Rheumatology - 8970177                |   |       |                         |             |                    |             |                            |             |
| 0047                                     | Administrative Assistant II                               | 14    | 1.0                     | 44,049      | 1.0                | 47,707      | 1.0                        | 47,707      |
| 3990                                     | Advanced Practice Nurse - Nurse Practitioner              | FF    | 1.0                     | 113,021     | 1.0                | 113,021     | 1.0                        | 113,021     |

PERSONAL SERVICES - SUMMARY OF POSITIONS BY BUSINESS UNIT AND JOB CODE  
DEPARTMENT 897 - JOHN H. STROGER, JR. HOSPITAL OF COOK COUNTY

| Job Code                                      | Title   | Grade | 2014 Approved & Adopted |             | Department Request |             | President's Recommendation |             |
|---|---|-------|-------------------------|-------------|--------------------|-------------|----------------------------|-------------|
|   |   |       | FTE Pos.                | Salaries    | FTE Pos.           | Salaries    | FTE Pos.                   | Salaries    |
| 1647  | Medical Division Chairman 10                        | K10   | 1.0                     | 227,092     | 1.0                | 231,669     | 1.0                        | 231,669     |
| 1655  | Attending Physician Senior 9                        | K09   | 3.0                     | 589,836     | 3.0                | 617,715     | 3.0                        | 617,715     |
|   |   |       | 6.0                     | \$973,998   | 6.0                | \$1,010,112 | 6.0                        | \$1,010,112 |
| 23 Clinical Hematology - 8970178              |   |       |                         |             |                    |             |                            |             |
| 1524  | Medical Social Worker III                           | 17    | 0.3                     | 69,628      | 1.0                | 69,628      | 1.0                        | 69,628      |
| 1657  | Attending Physician Senior 11                       | K11   | 1.0                     | 236,411     | 1.0                | 241,000     | 1.0                        | 241,000     |
| 1640  | Attending Physician 10                              | K10   | 1.0                     | 205,596     | 1.0                | 213,812     | 1.0                        | 213,812     |
| 1639  | Attending Physician 9                               | K09   | 1.0                     | 201,537     | 1.0                | 205,448     | 1.0                        | 205,448     |
|   |   |       | 3.3                     | \$713,172   | 4.0                | \$729,888   | 4.0                        | \$729,888   |
| 26 Retro Virology - 8970181                   |   |       |                         |             |                    |             |                            |             |
| 1816  | Physician Assistant I                               | 22    | 2.0                     | 186,601     | 2.0                | 190,705     | 2.0                        | 190,705     |
| 3990  | Advanced Practice Nurse - Nurse Practitioner        | FF    | 2.0                     | 222,744     | 2.0                | 226,042     | 2.0                        | 226,042     |
| 1637  | Attending Physician 7                               | K07   | 1.0                     | 193,652     | 1.0                | 160,104     | 1.0                        | 160,104     |
|   |   |       | 5.0                     | \$602,997   | 5.0                | \$576,851   | 5.0                        | \$576,851   |
| 27 Nurse Epidemiology - 8970182               |   |       |                         |             |                    |             |                            |             |
| 1944  | Nurse Epidemiologist                                | FE    | 5.0                     | 544,449     | 5.0                | 499,463     | 5.0                        | 499,463     |
| 1648  | Medical Division Chairman 11                        | K11   | 1.0                     | 285,326     | 1.0                | 291,075     | 1.0                        | 291,075     |
|   |   |       | 6.0                     | \$829,775   | 6.0                | \$790,538   | 6.0                        | \$790,538   |
| 32 Hospital Medicine - 8972332                |   |       |                         |             |                    |             |                            |             |
| 6180  | Ch.of the Div. of Hosp. Med.                        | K12   |                         |             | 1.0                | 260,000     | 1.0                        | 260,000     |
| 6339  | Director of Medical Procedures Service              | K12   |                         |             | 1.0                | 246,000     | 1.0                        | 246,000     |
| 0935  | Stenographer IV                                     | 11    | 1.0                     | 44,280      | 1.0                | 44,280      | 1.0                        | 44,280      |
| 3990  | Advanced Practice Nurse - Nurse Practitioner        | FF    | 1.0                     | 100,757     | 1.0                | 109,723     | 1.0                        | 109,723     |
| 1648  | Medical Division Chairman 11                        | K11   | 1.0                     | 271,964     |                    |             |                            |             |
| 1655  | Attending Physician Senior 9                        | K09   | 1.0                     | 240,169     |                    |             |                            |             |
| 1638  | Attending Physician 8                               | K08   | 1.0                     | 208,698     | 1.0                | 230,423     | 1.0                        | 230,423     |
| 1654  | Attending Physician Senior 8                        | K08   | 1.0                     | 203,556     | 1.0                | 213,812     | 1.0                        | 213,812     |
| 1637  | Attending Physician 7                               | K07   | 10.8                    | 2,213,995   | 11.8               | 2,279,202   | 11.8                       | 2,279,202   |
| 1653  | Attending Physician Senior 7                        | K07   | 4.0                     | 792,828     | 4.0                | 812,403     | 4.0                        | 812,403     |
| 1636  | Attending Physician 6                               | K06   | 3.0                     | 598,642     | 2.0                | 375,708     | 2.0                        | 375,708     |
|   |   |       | 23.8                    | \$4,674,889 | 23.8               | \$4,571,551 | 23.8                       | \$4,571,551 |
| 33 Pulmonary Med - Respiratory Care - 8972333 |   |       |                         |             |                    |             |                            |             |
| 1986  | Director Of Respiratory Therapy                     | 22    | 1.0                     | 107,569     | 1.0                | 107,569     | 1.0                        | 107,569     |
| 1985  | Respiratory Therapy Supervisor                      | 18    | 4.0                     | 274,656     | 4.0                | 273,853     | 4.0                        | 273,853     |
| 2036  | Respiratory Therapist                               | 16    | 50.0                    | 3,001,784   | 47.0               | 2,890,296   | 47.0                       | 2,890,296   |
| 2037  | Respiratory Therapy Technician                      | 14    | 1.0                     | 34,976      |                    |             |                            |             |
| 0906  | Clerk IV  | 09    | 1.0                     | 37,061      | 1.0                | 35,269      | 1.0                        | 35,269      |
| 0911  | Senior Clerk  | 09    | 1.0                     | 43,337      |                    |             |                            |             |
| 0912  | Administrative Aide                                 | CC    | 2.0                     | 72,460      | 2.0                | 72,460      | 2.0                        | 72,460      |
| 1240  | Storekeeper Leadman/JHS/ACHN/CHS                    | CG    | 1.0                     | 38,894      | 1.0                | 38,894      | 1.0                        | 38,894      |
|   |   |       | 61.0                    | \$3,610,737 | 56.0               | \$3,418,341 | 56.0                       | \$3,418,341 |
| 34 Sleep Medicine - 8972334                   |   |       |                         |             |                    |             |                            |             |
| 3991  | Advanced Practice Nurse - Clinical Nurse Specialist | FF    | 1.0                     | 113,021     | 1.0                | 113,021     | 1.0                        | 113,021     |
| 1639  | Attending Physician 9                               | K09   | 1.0                     | 234,062     | 1.0                | 238,608     | 1.0                        | 238,608     |
|   |   |       | 2.0                     | \$347,083   | 2.0                | \$351,629   | 2.0                        | \$351,629   |
| 36 Neurology-Clinical - 8970168               |   |       |                         |             |                    |             |                            |             |
| 0048  | Administrative Assistant III                        | 16    | 1.0                     | 60,275      | 1.0                | 60,671      | 1.0                        | 60,671      |
| 0046  | Administrative Assistant I                          | 12    | 1.0                     | 43,404      | 1.0                | 43,809      | 1.0                        | 43,809      |
| 0907  | Clerk V   | 11    | 1.0                     | 42,269      | 1.0                | 43,412      | 1.0                        | 43,412      |

PERSONAL SERVICES - SUMMARY OF POSITIONS BY BUSINESS UNIT AND JOB CODE  
DEPARTMENT 897 - JOHN H. STROGER, JR. HOSPITAL OF COOK COUNTY

| Job Code   | Title   | Grade | 2014 Approved & Adopted |             | Department Request |             | President's Recommendation |             |
|--|---|-------|-------------------------|-------------|--------------------|-------------|----------------------------|-------------|
|  |   |       | FTE Pos.                | Salaries    | FTE Pos.           | Salaries    | FTE Pos.                   | Salaries    |
| 3991   | Advanced Practice Nurse - Clinical Nurse Specialist                     | FF    | 1.0                     | 100,100     | 1.0                | 108,671     | 1.0                        | 108,671     |
| 1648   | Medical Division Chairman 11  | K11   | 1.0                     | 263,244     | 1.0                | 268,544     | 1.0                        | 268,544     |
| 1639   | Attending Physician 9   | K09   | 2.0                     | 388,371     | 2.0                | 388,954     | 2.0                        | 388,954     |
| 1655   | Attending Physician Senior 9  | K09   | 4.0                     | 861,494     | 4.0                | 878,383     | 4.0                        | 878,383     |
|  |   |       | 11.0                    | \$1,759,157 | 11.0               | \$1,792,444 | 11.0                       | \$1,792,444 |
| 24 Department Of Laboratories                              |   |       |                         |             |                    |             |                            |             |
| 01 Clinical & Anatomical Services-Administration - 8970184 |   |       |                         |             |                    |             |                            |             |
| 1700   | Associate Administrator (Material Services/Cc                           | 24    | 1.0                     | 136,246     | 1.0                | 136,246     | 1.0                        | 136,246     |
| 4155   | Pathologist Extender II   | 22    |                         |             | 1.0                | 67,557      | 1.0                        | 67,557      |
| 1864   | Microbiologist IV   | 19    | 1.0                     | 50,838      | 1.0                | 50,838      | 1.0                        | 50,838      |
| 0048   | Administrative Assistant III  | 16    | 1.0                     | 60,859      | 2.0                | 93,680      | 2.0                        | 93,680      |
| 0047   | Administrative Assistant II   | 14    | 1.0                     | 46,221      |                    |             |                            |             |
| 0936   | Stenographer V  | 13    | 2.0                     | 106,656     | 2.0                | 92,682      | 2.0                        | 92,682      |
| 0046   | Administrative Assistant I  | 12    | 2.0                     | 97,216      | 2.0                | 99,588      | 2.0                        | 99,588      |
| 0907   | Clerk V   | 11    | 2.0                     | 88,742      | 2.0                | 89,819      | 2.0                        | 89,819      |
| 0941   | Clerk Typist Senior   | 09    | 1.0                     | 43,337      | 1.0                | 40,459      | 1.0                        | 40,459      |
| 1735   | Medical Department Chairman-Pathology                                   | K12   | 1.0                     | 227,843     | 0.5                | 113,922     | 0.5                        | 113,922     |
| 1648   | Medical Division Chairman 11  | K11   | 1.0                     | 292,190     | 1.0                | 286,419     | 1.0                        | 286,419     |
| 1657   | Attending Physician Senior 11   | K11   | 1.0                     | 282,907     | 1.0                | 288,401     | 1.0                        | 288,401     |
| 1646   | Medical Division Chairman 9   | K09   | 1.0                     | 234,062     | 1.0                | 238,608     | 1.0                        | 238,608     |
| 1637   | Attending Physician 7   | K07   | 1.0                     | 211,844     | 3.0                | 549,198     | 3.0                        | 549,198     |
| 1653   | Attending Physician Senior 7  | K07   | 2.0                     | 413,381     | 2.0                | 421,404     | 2.0                        | 421,404     |
| 1636   | Attending Physician 6   | K06   | 6.5                     | 1,265,300   | 5.0                | 980,935     | 5.0                        | 980,935     |
| 1892   | Laboratory Assistant  | CC    | 2.0                     | 72,460      | 2.0                | 65,026      | 2.0                        | 65,026      |
| 5393   | Clinical Laboratory Automated Services System Manager                   | 23    | 1.0                     | 106,607     | 1.0                | 108,754     | 1.0                        | 108,754     |
| 5394   | Clinical Laboratory POCT, Pre & Post Analytical Services System Manager | 22    | 1.0                     | 80,962      | 1.0                | 82,539      | 1.0                        | 82,539      |
| 5395   | Clinical Laboratory Specialty Services System Manager                   | 22    | 1.0                     | 67,557      | 1.0                | 67,557      | 1.0                        | 67,557      |
| 5476   | Laboratory System Educator  | 22    | 1.0                     | 67,557      |                    |             |                            |             |
| 5396   | Clinical Laboratory Automated Services Supervisor I                     | 20    | 2.0                     | 162,012     | 2.0                | 164,919     | 2.0                        | 164,919     |
|  |   |       | 32.5                    | \$4,114,797 | 32.5               | \$4,038,551 | 32.5                       | \$4,038,551 |
| 02 Clinical Lab.-Immunology - 8970185                      |   |       |                         |             |                    |             |                            |             |
| 1844   | Medical Technologist II   | T16   | 1.0                     | 62,692      | 1.0                | 62,692      | 1.0                        | 62,692      |
| 5396   | Clinical Laboratory Automated Services Supervisor I                     | 20    | 1.0                     | 73,905      | 1.0                | 76,896      | 1.0                        | 76,896      |
| 1861   | Microbiologist I  | 14    | 1.0                     | 56,160      | 1.0                | 56,160      | 1.0                        | 56,160      |
| 1842   | Medical Laboratory Technician III                                       | 13    | 1.0                     | 52,344      | 1.0                | 52,344      | 1.0                        | 52,344      |
|  |   |       | 4.0                     | \$245,101   | 4.0                | \$248,092   | 4.0                        | \$248,092   |
| 03 Clinical Chemistry - 8970186                            |   |       |                         |             |                    |             |                            |             |
| 1843   | Medical Technologist I  | 14    | 20.0                    | 1,080,147   | 20.0               | 1,084,525   | 20.0                       | 1,084,525   |
| 1842   | Medical Laboratory Technician III                                       | 13    | 1.0                     | 48,970      | 1.0                | 48,970      | 1.0                        | 48,970      |
| 1844   | Medical Technologist II   | T16   | 9.0                     | 588,353     | 9.0                | 577,808     | 9.0                        | 577,808     |
| 1845   | Medical Technologist III  | T18   | 4.0                     | 279,328     | 4.0                | 282,416     | 4.0                        | 282,416     |
|  |   |       | 34.0                    | \$1,996,798 | 34.0               | \$1,993,719 | 34.0                       | \$1,993,719 |
| 04 Transfusion Medicine - 8970187                          |   |       |                         |             |                    |             |                            |             |
| 1844   | Medical Technologist II   | T16   | 3.0                     | 187,456     | 3.0                | 187,456     | 3.0                        | 187,456     |
| 1845   | Medical Technologist III  | T18   | 3.0                     | 228,573     | 3.0                | 203,137     | 3.0                        | 203,137     |
| 5400   | Clinical Laboratory Transfusion Services System Manager                 | 22    | 1.0                     | 91,613      |                    |             |                            |             |

PERSONAL SERVICES - SUMMARY OF POSITIONS BY BUSINESS UNIT AND JOB CODE  
DEPARTMENT 897 - JOHN H. STROGER, JR. HOSPITAL OF COOK COUNTY

| Job Code   | Title   | Grade | 2014 Approved & Adopted |             | Department Request |             | President's Recommendation |             |
|--|---|-------|-------------------------|-------------|--------------------|-------------|----------------------------|-------------|
|  |   |       | FTE Pos.                | Salaries    | FTE Pos.           | Salaries    | FTE Pos.                   | Salaries    |
| 5405   | Clinical Laboratory System Quality Manager                            | 22    | 1.0                     | 75,800      | 1.0                | 77,329      | 1.0                        | 77,329      |
| 5396   | Clinical Laboratory Automated Services Supervisor I                   | 20    | 1.0                     | 55,892      | 1.0                | 55,892      | 1.0                        | 55,892      |
| 5401   | Clinical Laboratory Transfusion Services Supervisor I                 | 20    | 1.0                     | 81,687      | 1.0                | 55,892      | 1.0                        | 55,892      |
| 1847   | Blood Preservation Laboratory Supervisor                              | 17    | 1.0                     | 69,628      | 1.0                | 69,628      | 1.0                        | 69,628      |
| 1843   | Medical Technologist I  | 14    | 5.0                     | 263,261     | 5.0                | 254,692     | 5.0                        | 254,692     |
| 0911   | Senior Clerk  | 09    | 1.0                     | 43,337      | 1.0                | 40,459      | 1.0                        | 40,459      |
|  |   |       | 17.0                    | \$1,097,247 | 16.0               | \$944,485   | 16.0                       | \$944,485   |
| 05 Hematopathology - 8970188                         |   |       |                         |             |                    |             |                            |             |
| 4816   | Medical Technologist II-JTDC  | 16    | 1.0                     | 64,547      | 1.0                | 64,547      | 1.0                        | 64,547      |
| 1843   | Medical Technologist I  | 14    | 8.0                     | 433,985     | 8.0                | 438,423     | 8.0                        | 438,423     |
| 1842   | Medical Laboratory Technician III                                     | 13    | 10.0                    | 485,428     | 10.0               | 490,595     | 10.0                       | 490,595     |
| 1841   | Medical Laboratory Technician II                                      | 10    | 2.0                     | 76,346      | 2.0                | 77,169      | 2.0                        | 77,169      |
| 1844   | Medical Technologist II   | T16   | 3.0                     | 176,895     | 3.0                | 160,051     | 3.0                        | 160,051     |
| 1845   | Medical Technologist III  | T18   | 5.0                     | 355,519     | 5.0                | 336,259     | 5.0                        | 336,259     |
| 1647   | Medical Division Chairman 10  | K10   | 1.0                     | 259,911     | 1.0                | 264,957     | 1.0                        | 264,957     |
|  |   |       | 30.0                    | \$1,852,631 | 30.0               | \$1,832,001 | 30.0                       | \$1,832,001 |
| 06 Clinical Laboratory-Microbiology - 8970189        |   |       |                         |             |                    |             |                            |             |
| 1844   | Medical Technologist II   | T16   | 9.0                     | 539,348     | 9.0                | 512,745     | 9.0                        | 512,745     |
| 1862   | Microbiologist II   | T16   | 1.0                     | 66,371      | 1.0                | 66,371      | 1.0                        | 66,371      |
| 1845   | Medical Technologist III  | T18   | 4.0                     | 279,328     | 3.0                | 195,239     | 3.0                        | 195,239     |
| 6194   | Ch. of the Div.of Micro & Viro  | K12   |                         |             | 1.0                | 184,099     | 1.0                        | 184,099     |
| 1646   | Medical Division Chairman 9   | K09   | 1.0                     | 248,706     |                    |             |                            |             |
| 1889   | Laboratory Aide   | CB    | 2.0                     | 71,228      | 2.0                | 65,554      | 2.0                        | 65,554      |
| 5403   | Clinical Laboratory Virology/Molecular Services Supervisor I          | 20    | 1.0                     | 82,508      | 1.0                | 84,172      | 1.0                        | 84,172      |
| 5404   | Clinical Laboratory Microbiology Services Supervisor I                | 20    | 1.0                     | 78,103      | 1.0                | 55,892      | 1.0                        | 55,892      |
| 1843   | Medical Technologist I  | 14    | 4.0                     | 201,613     | 4.0                | 189,763     | 4.0                        | 189,763     |
| 1842   | Medical Laboratory Technician III                                     | 13    | 2.0                     | 96,090      | 2.0                | 97,317      | 2.0                        | 97,317      |
| 1841   | Medical Laboratory Technician II                                      | 10    | 1.0                     | 28,919      | 1.0                | 30,678      | 1.0                        | 30,678      |
|  |   |       | 26.0                    | \$1,692,214 | 25.0               | \$1,481,830 | 25.0                       | \$1,481,830 |
| 08 Histopathology - 8970191                          |   |       |                         |             |                    |             |                            |             |
| 1869   | Electron Microscopist   | 19    | 1.0                     | 74,446      | 1.0                | 75,975      | 1.0                        | 75,975      |
| 4610   | Histotechnologist I   | 14    | 1.0                     | 55,701      | 1.0                | 55,781      | 1.0                        | 55,781      |
| 1842   | Medical Laboratory Technician III                                     | 13    | 1.0                     | 50,153      | 1.0                | 52,344      | 1.0                        | 52,344      |
| 4611   | Histotechnologist II  | T16   | 1.0                     | 44,153      | 1.0                | 48,189      | 1.0                        | 48,189      |
|  |   |       | 4.0                     | \$224,453   | 4.0                | \$232,289   | 4.0                        | \$232,289   |
| 09 Cytopathology - 8970192                           |   |       |                         |             |                    |             |                            |             |
| 4595   | Clinical Laboratory Supervisor III                                    | 21    | 1.0                     | 93,786      | 1.0                | 95,677      | 1.0                        | 95,677      |
| 2047   | Cytotechnologist II   | 20    | 4.0                     | 337,155     | 4.0                | 342,844     | 4.0                        | 342,844     |
| 1842   | Medical Laboratory Technician III                                     | 13    | 2.0                     | 104,688     | 2.0                | 104,688     | 2.0                        | 104,688     |
|  |   |       | 7.0                     | \$535,629   | 7.0                | \$543,209   | 7.0                        | \$543,209   |
| 10 Anatomical Pathology-Surgical & Autopsy - 8970193 |   |       |                         |             |                    |             |                            |             |
| 4155   | Pathologist Extender II   | 22    | 3.0                     | 257,852     | 3.0                | 261,764     | 3.0                        | 261,764     |
| 1842   | Medical Laboratory Technician III                                     | 13    | 1.0                     | 35,585      | 1.0                | 37,750      | 1.0                        | 37,750      |
| 1899   | Pathologist Assistant   | CE    | 1.0                     | 37,850      | 1.0                | 37,850      | 1.0                        | 37,850      |
|  |   |       | 5.0                     | \$331,287   | 5.0                | \$337,364   | 5.0                        | \$337,364   |
| 11 Phlebotomy/messengers - 8970194                   |   |       |                         |             |                    |             |                            |             |
| 5402   | Clinical Laboratory Pre-Analytical Services (Phlebotomy) Supervisor I | 20    | 1.0                     | 65,264      | 1.0                | 66,580      | 1.0                        | 66,580      |
| 1843   | Medical Technologist I  | 14    | 2.0                     | 109,099     | 2.0                | 112,320     | 2.0                        | 112,320     |



PERSONAL SERVICES - SUMMARY OF POSITIONS BY BUSINESS UNIT AND JOB CODE  
DEPARTMENT 897 - JOHN H. STROGER, JR. HOSPITAL OF COOK COUNTY

| Job Code  | Title   | Grade | 2014 Approved & Adopted |             | Department Request |             | President's Recommendation |             |
|---|---|-------|-------------------------|-------------|--------------------|-------------|----------------------------|-------------|
|   |   |       | FTE Pos.                | Salaries    | FTE Pos.           | Salaries    | FTE Pos.                   | Salaries    |
| 1842  | Medical Laboratory Technician III                       | 13    | 10.0                    | 505,061     | 10.0               | 507,059     | 10.0                       | 507,059     |
| 0046  | Administrative Assistant I                              | 12    | 1.0                     | 49,794      | 1.0                | 49,794      | 1.0                        | 49,794      |
| 2128  | Phlebotomist III  | 11    | 3.0                     | 132,198     | 3.0                | 134,958     | 3.0                        | 134,958     |
| 4605  | Phlebotomist II   | 10    | 6.0                     | 234,858     | 6.0                | 240,280     | 6.0                        | 240,280     |
| 4607  | Phlebotomist I  | 09    | 8.0                     | 288,437     | 8.0                | 292,791     | 8.0                        | 292,791     |
| 1968  | Scheduler/Dispatcher                                    | CE    | 1.0                     | 37,850      | 1.0                | 37,850      | 1.0                        | 37,850      |
| 4779  | Medical Laboratory Technician II (ACHN Sat)             | 11    | 2.0                     | 62,048      | 1.0                | 32,910      | 1.0                        | 32,910      |
|   |   |       | 34.0                    | \$1,484,609 | 33.0               | \$1,474,542 | 33.0                       | \$1,474,542 |
| 14 Pathology-Fantus - 8970197                     |   |       |                         |             |                    |             |                            |             |
| 5400  | Clinical Laboratory Transfusion Services System Manager | 22    |                         |             | 1.0                | 67,557      | 1.0                        | 67,557      |
| 1842  | Medical Laboratory Technician III                       | 13    | 2.0                     | 92,579      | 2.0                | 94,588      | 2.0                        | 94,588      |
| 0907  | Clerk V   | 11    | 1.0                     | 46,493      | 1.0                | 46,493      | 1.0                        | 46,493      |
| 4605  | Phlebotomist II   | 10    | 4.0                     | 151,141     | 4.0                | 143,153     | 4.0                        | 143,153     |
| 4607  | Phlebotomist I  | 09    | 2.0                     | 85,912      | 2.0                | 79,878      | 2.0                        | 79,878      |
|   |   |       | 9.0                     | \$376,125   | 10.0               | \$431,669   | 10.0                       | \$431,669   |
| 18 HUB Laboratory - 8970201                       |   |       |                         |             |                    |             |                            |             |
| 1843  | Medical Technologist I                                  | 14    | 1.0                     | 53,725      | 1.0                | 56,160      | 1.0                        | 56,160      |
| 1842  | Medical Laboratory Technician III                       | 13    | 2.0                     | 101,314     | 2.0                | 86,720      | 2.0                        | 86,720      |
| 0907  | Clerk V   | 11    | 1.0                     | 46,493      | 1.0                | 46,493      | 1.0                        | 46,493      |
| 4782  | Lab Customer Service Technician                         | 11    | 1.0                     | 48,636      | 1.0                | 32,910      | 1.0                        | 32,910      |
| 1841  | Medical Laboratory Technician II                        | 10    | 2.0                     | 67,654      | 2.0                | 68,456      | 2.0                        | 68,456      |
| 4605  | Phlebotomist II   | 10    | 2.0                     | 69,344      | 2.0                | 74,885      | 2.0                        | 74,885      |
| 0906  | Clerk IV  | 09    | 1.0                     | 43,337      | 1.0                | 40,459      | 1.0                        | 40,459      |
| 0911  | Senior Clerk  | 09    | 2.0                     | 86,674      | 2.0                | 69,099      | 2.0                        | 69,099      |
| 1845  | Medical Technologist III                                | T18   | 1.0                     | 76,191      | 1.0                | 53,843      | 1.0                        | 53,843      |
| 1853  | Biochemist III  | T18   | 1.0                     | 76,191      | 1.0                | 76,191      | 1.0                        | 76,191      |
|   |   |       | 14.0                    | \$669,559   | 14.0               | \$605,216   | 14.0                       | \$605,216   |
| 27 Clinical Biochemistry- Point of Care - 8970207 |   |       |                         |             |                    |             |                            |             |
| 1844  | Medical Technologist II                                 | T16   | 1.0                     | 66,371      | 1.0                | 66,371      | 1.0                        | 66,371      |
| 1845  | Medical Technologist III                                | T18   | 1.0                     | 76,191      | 1.0                | 76,191      | 1.0                        | 76,191      |
|   |   |       | 2.0                     | \$142,562   | 2.0                | \$142,562   | 2.0                        | \$142,562   |
| 29 Laboratory-Oak Forest - 8970190                |   |       |                         |             |                    |             |                            |             |
| 5398  | Clinical Laboratory Site Supervisor I                   | 20    | 2.0                     | 165,853     | 2.0                | 137,516     | 2.0                        | 137,516     |
| 0048  | Administrative Assistant III                            | 16    |                         |             | 1.0                | 46,840      | 1.0                        | 46,840      |
| 0047  | Administrative Assistant II                             | 14    | 1.0                     | 57,255      |                    |             |                            |             |
| 1843  | Medical Technologist I                                  | 14    | 4.0                     | 215,090     | 2.0                | 103,399     | 2.0                        | 103,399     |
| 1851  | Biochemist I  | 14    | 1.0                     | 56,160      | 1.0                | 56,160      | 1.0                        | 56,160      |
| 1861  | Microbiologist I  | 14    | 2.0                     | 105,477     | 2.0                | 105,609     | 2.0                        | 105,609     |
| 1842  | Medical Laboratory Technician III                       | 13    | 2.0                     | 104,688     | 2.0                | 104,688     | 2.0                        | 104,688     |
| 0907  | Clerk V   | 11    | 1.0                     | 46,493      | 1.0                | 46,493      | 1.0                        | 46,493      |
| 1841  | Medical Laboratory Technician II                        | 10    | 1.0                     | 39,932      | 1.0                | 39,932      | 1.0                        | 39,932      |
| 1844  | Medical Technologist II                                 | T16   | 3.0                     | 195,434     | 4.0                | 242,274     | 4.0                        | 242,274     |
| 1852  | Biochemist II   | T16   | 1.0                     | 66,371      | 1.0                | 46,840      | 1.0                        | 46,840      |
|   |   |       | 18.0                    | \$1,052,753 | 17.0               | \$929,751   | 17.0                       | \$929,751   |
| 25 Department Of Radiology                        |   |       |                         |             |                    |             |                            |             |
| 01 Radiology Administration - 8970208             |   |       |                         |             |                    |             |                            |             |
| 5250  | Radiology Safety Officer                                | 24    | 1.0                     | 125,000     | 1.0                | 125,000     | 1.0                        | 125,000     |
| 4233  | Technical Manager III                                   | 23    | 1.0                     | 102,199     | 1.0                | 106,355     | 1.0                        | 106,355     |
| 1983  | Assistant Manager Diagnostic Radiology                  | 19    | 1.0                     | 77,091      | 1.0                | 78,642      | 1.0                        | 78,642      |
| 2083  | Director Of Radiological Technical Training             | 19    | 1.0                     | 80,043      | 1.0                | 83,555      | 1.0                        | 83,555      |

PERSONAL SERVICES - SUMMARY OF POSITIONS BY BUSINESS UNIT AND JOB CODE  
DEPARTMENT 897 - JOHN H. STROGER, JR. HOSPITAL OF COOK COUNTY

| Job Code                                  | Title  | Grade | 2014 Approved & Adopted |             | Department Request |             | President's Recommendation |             |
|---|--|-------|-------------------------|-------------|--------------------|-------------|----------------------------|-------------|
|   |  |       | FTE Pos.                | Salaries    | FTE Pos.           | Salaries    | FTE Pos.                   | Salaries    |
| 6251                                      | Assistant Program Coordinator                    | 18    |                         |             | 1.0                | 46,476      | 1.0                        | 46,476      |
| 2081                                      | Supervisor of Diagnostic Radiology               | 17    | 5.0                     | 312,389     | 5.0                | 327,583     | 5.0                        | 327,583     |
| 2078                                      | Nuclear Medicine Technician Senior               | 18    | 1.0                     | 68,517      | 1.0                | 69,585      | 1.0                        | 69,585      |
| 0048                                      | Administrative Assistant III                     | 16    | 1.0                     | 62,375      |                    |             |                            |             |
| 0047                                      | Administrative Assistant II                      | 14    | 2.0                     | 110,711     | 2.0                | 94,711      | 2.0                        | 94,711      |
| 0269                                      | Statistician II                                  | 14    | 1.0                     | 56,160      | 1.0                | 56,160      | 1.0                        | 56,160      |
| 0919                                      | Business Office Supervisor                       | 13    | 1.0                     | 53,328      | 1.0                | 53,328      | 1.0                        | 53,328      |
| 2050                                      | Radiology Scheduler Supervisor                   | 13    | 1.0                     | 51,984      | 1.0                | 32,617      | 1.0                        | 32,617      |
| 0046                                      | Administrative Assistant I                       | 12    | 1.0                     | 49,794      | 1.0                | 49,794      | 1.0                        | 49,794      |
| 0907                                      | Clerk V  | 11    | 1.0                     | 44,280      | 1.0                | 44,280      | 1.0                        | 44,280      |
| 1941                                      | Clinical Nurse I                                 | FA    | 8.0                     | 689,801     | 8.0                | 637,860     | 8.0                        | 637,860     |
| 1942                                      | Clinical Nurse II                                | FB    | 1.0                     | 92,199      | 1.0                | 92,199      | 1.0                        | 92,199      |
| 1943                                      | Nurse Clinician                                  | FC    | 2.0                     | 192,711     | 2.0                | 193,536     | 2.0                        | 193,536     |
| 1649                                      | Medical Division Chairman 12                     | K12   | 1.0                     | 325,070     | 1.0                | 325,070     | 1.0                        | 325,070     |
| 1658                                      | Attending Physician Senior 12                    | K12   | 1.0                     | 458,608     | 1.0                | 458,608     | 1.0                        | 458,608     |
| 1779                                      | Medical Department Chairman-Radiology            | K12   | 1.0                     | 385,000     | 1.0                | 385,000     | 1.0                        | 385,000     |
| 1648                                      | Medical Division Chairman 11                     | K11   |                         |             | 1.0                | 213,812     | 1.0                        | 213,812     |
|   |  |       | 32.0                    | \$3,337,260 | 33.0               | \$3,474,171 | 33.0                       | \$3,474,171 |
| 02 Radiology - General X-ray - 8970209    |  |       |                         |             |                    |             |                            |             |
| 1649                                      | Medical Division Chairman 12                     | K12   | 3.0                     | 898,490     | 1.0                | 303,149     | 1.0                        | 303,149     |
| 1658                                      | Attending Physician Senior 12                    | K12   | 1.0                     | 303,149     | 1.0                | 303,149     | 1.0                        | 303,149     |
| 6212                                      | Ch.of the Div. of CAT Scan                       | K12   |                         |             | 1.0                | 295,000     | 1.0                        | 295,000     |
| 6248                                      | Chair of the Division of Musculoskeletal Imaging | K12   |                         |             | 1.0                | 305,000     | 1.0                        | 305,000     |
| 2098                                      | Ultrasound Technician                            | 17    | 1.0                     | 65,793      | 1.0                | 65,793      | 1.0                        | 65,793      |
| 2077                                      | Radiologic Technician                            | 16    | 25.0                    | 1,434,105   | 24.0               | 1,330,336   | 24.0                       | 1,330,336   |
| 0907                                      | Clerk V  | 11    | 1.0                     | 44,280      | 1.0                | 32,912      | 1.0                        | 32,912      |
| 0911                                      | Senior Clerk                                     | 09    |                         | 1           | 1.0                | 38,532      | 1.0                        | 38,532      |
| 1915                                      | X-Ray Technician Aide                            | CE    | 3.0                     | 105,902     | 3.0                | 108,009     | 3.0                        | 108,009     |
| 1968                                      | Scheduler/Dispatcher                             | CE    | 2.0                     | 75,700      | 2.0                | 75,700      | 2.0                        | 75,700      |
|   |  |       | 36.0                    | \$2,927,420 | 36.0               | \$2,857,580 | 36.0                       | \$2,857,580 |
| 06 Radiology-Sectional Imaging - 8970212  |  |       |                         |             |                    |             |                            |             |
| 2098                                      | Ultrasound Technician                            | 17    | 6.0                     | 393,258     | 6.0                | 397,167     | 6.0                        | 397,167     |
| 2141                                      | Special Procedures Technician                    | 17    | 2.0                     | 125,099     | 2.0                | 127,695     | 2.0                        | 127,695     |
| 1608                                      | MRI Technician                                   | 17    | 3.0                     | 186,639     | 2.0                | 139,256     | 2.0                        | 139,256     |
| 2097                                      | C A T Technologist                               | 17    | 20.0                    | 1,291,234   | 20.0               | 1,235,395   | 20.0                       | 1,235,395   |
| 1649                                      | Medical Division Chairman 12                     | K12   | 1.0                     | 303,149     | 1.0                | 303,149     | 1.0                        | 303,149     |
| 1658                                      | Attending Physician Senior 12                    | K12   | 1.0                     | 292,747     | 1.0                | 292,747     | 1.0                        | 292,747     |
| 1779                                      | Medical Department Chairman-Radiology            | K12   | 1.0                     | 303,149     | 1.0                | 303,149     | 1.0                        | 303,149     |
|   |  |       | 34.0                    | \$2,895,275 | 33.0               | \$2,798,558 | 33.0                       | \$2,798,558 |
| 07 Radiology-Special Procedures - 8970213 |  |       |                         |             |                    |             |                            |             |
| 6209                                      | Ch.of the Div.of Radiology Adm                   | K12   |                         |             | 1.0                | 350,000     | 1.0                        | 350,000     |
| 2141                                      | Special Procedures Technician                    | 17    | 1.0                     | 63,981      | 1.0                | 65,142      | 1.0                        | 65,142      |
| 2097                                      | C A T Technologist                               | 17    | 2.0                     | 133,636     | 2.0                | 134,770     | 2.0                        | 134,770     |
| 0907                                      | Clerk V  | 11    | 1.0                     | 44,280      | 1.0                | 32,912      | 1.0                        | 32,912      |
| 0731                                      | Medical Department Associate Chairman Radiology  | K12   | 1.0                     | 350,835     |                    |             |                            |             |
| 1658                                      | Attending Physician Senior 12                    | K12   | 3.0                     | 936,466     | 4.0                | 1,287,301   | 4.0                        | 1,287,301   |
|   |  |       | 8.0                     | \$1,529,198 | 9.0                | \$1,870,125 | 9.0                        | \$1,870,125 |
| 08 Nuclear Medicine - 8970214             |  |       |                         |             |                    |             |                            |             |
| 2078                                      | Nuclear Medicine Technician Senior               | 18    | 4.0                     | 279,680     | 4.0                | 261,127     | 4.0                        | 261,127     |
| 0907                                      | Clerk V  | 11    | 1.0                     | 32,912      | 1.0                | 34,310      | 1.0                        | 34,310      |

PERSONAL SERVICES - SUMMARY OF POSITIONS BY BUSINESS UNIT AND JOB CODE  
DEPARTMENT 897 - JOHN H. STROGER, JR. HOSPITAL OF COOK COUNTY

| Job Code                                | Title   | Grade | 2014 Approved & Adopted |             | Department Request |             | President's Recommendation |             |
|---|---|-------|-------------------------|-------------|--------------------|-------------|----------------------------|-------------|
|   |   |       | FTE Pos.                | Salaries    | FTE Pos.           | Salaries    | FTE Pos.                   | Salaries    |
| 1649                                    | Medical Division Chairman 12                    | K12   | 1.0                     | 279,895     | 1.0                | 279,895     | 1.0                        | 279,895     |
| 1658                                    | Attending Physician Senior 12                   | K12   | 1.0                     | 246,617     |                    |             |                            |             |
|   |   |       | 7.0                     | \$839,104   | 6.0                | \$575,332   | 6.0                        | \$575,332   |
| 09 Radiology-Oncology - 8970215         |   |       |                         |             |                    |             |                            |             |
| 4785                                    | Special Procedures Technician II                | 19    | 1.0                     | 76,427      | 1.0                | 77,205      | 1.0                        | 77,205      |
| 2078                                    | Nuclear Medicine Technician Senior              | 18    | 2.0                     | 110,039     | 2.0                | 116,058     | 2.0                        | 116,058     |
| 0907                                    | Clerk V   | 11    | 1.0                     | 32,912      | 1.0                | 46,493      | 1.0                        | 46,493      |
| 1658                                    | Attending Physician Senior 12                   | K12   | 2.0                     | 585,494     | 2.0                | 585,494     | 2.0                        | 585,494     |
|   |   |       | 6.0                     | \$804,872   | 6.0                | \$825,250   | 6.0                        | \$825,250   |
| 12 Radiology-PACS - 8970218             |   |       |                         |             |                    |             |                            |             |
| 4235                                    | Technical Manager IV - PACS                     | 24    | 1.0                     | 116,746     | 1.0                | 120,000     | 1.0                        | 120,000     |
| 0907                                    | Clerk V   | 11    | 1.0                     | 46,493      | 1.0                | 46,493      | 1.0                        | 46,493      |
| 1658                                    | Attending Physician Senior 12                   | K12   | 1.0                     | 292,747     | 1.0                | 292,747     | 1.0                        | 292,747     |
|   |   |       | 3.0                     | \$455,986   | 3.0                | \$459,240   | 3.0                        | \$459,240   |
| 14 Radiology - Imaging Center - 8972514 |   |       |                         |             |                    |             |                            |             |
| 1608                                    | MRI Technician                                  | 17    | 1.0                     | 60,707      | 2.0                | 111,829     | 2.0                        | 111,829     |
| 2077                                    | Radiologic Technician                           | 16    | 3.0                     | 162,269     | 3.0                | 166,800     | 3.0                        | 166,800     |
| 0907                                    | Clerk V   | 11    | 7.0                     | 314,058     | 7.0                | 314,750     | 7.0                        | 314,750     |
| 1909                                    | Darkroom Technician II                          | 10    | 1.0                     | 42,990      | 1.0                | 40,257      | 1.0                        | 40,257      |
| 0911                                    | Senior Clerk                                    | 09    | 1.0                     | 43,337      | 1.0                | 40,459      | 1.0                        | 40,459      |
| 1649                                    | Medical Division Chairman 12                    | K12   | 2.0                     | 630,070     | 1.0                | 325,070     | 1.0                        | 325,070     |
| 1658                                    | Attending Physician Senior 12                   | K12   | 3.0                     | 878,241     | 3.0                | 878,241     | 3.0                        | 878,241     |
| 6218                                    | Ch.of the Div.of Ot-Pt.Im.Ctr.                  | K12   |                         |             | 1.0                | 325,000     | 1.0                        | 325,000     |
| 1968                                    | Scheduler/Dispatcher                            | CE    | 3.0                     | 105,902     | 3.0                | 108,009     | 3.0                        | 108,009     |
|   |   |       | 21.0                    | \$2,237,574 | 22.0               | \$2,310,415 | 22.0                       | \$2,310,415 |
| 15 Mammography - 8972515                |   |       |                         |             |                    |             |                            |             |
| 2141                                    | Special Procedures Technician                   | 17    | 5.0                     | 292,198     | 5.0                | 303,401     | 5.0                        | 303,401     |
| 0907                                    | Clerk V   | 11    | 3.0                     | 134,185     | 3.0                | 134,185     | 3.0                        | 134,185     |
| 0935                                    | Stenographer IV                                 | 11    | 2.0                     | 79,405      | 2.0                | 65,824      | 2.0                        | 65,824      |
| 1658                                    | Attending Physician Senior 12                   | K12   | 1.0                     | 320,000     | 1.0                | 331,623     | 1.0                        | 331,623     |
|   |   |       | 11.0                    | \$825,788   | 11.0               | \$835,033   | 11.0                       | \$835,033   |
| 16 Radiology-Oak Forest - 8970211       |   |       |                         |             |                    |             |                            |             |
| 2134                                    | Administrative Director-Dept Of Radiology (OFH) | 20    | 1.0                     | 81,532      | 1.0                | 83,175      | 1.0                        | 83,175      |
| 2098                                    | Ultrasound Technician                           | 17    | 1.0                     | 50,266      | 1.0                | 50,266      | 1.0                        | 50,266      |
| 2141                                    | Special Procedures Technician                   | 17    | 2.0                     | 116,059     | 2.0                | 117,595     | 2.0                        | 117,595     |
| 1608                                    | MRI Technician                                  | 17    | 1.0                     | 50,266      |                    |             |                            |             |
| 2097                                    | C A T Technologist                              | 17    | 1.0                     | 50,266      | 1.0                | 51,899      | 1.0                        | 51,899      |
| 2077                                    | Radiologic Technician                           | 16    | 6.0                     | 343,869     | 7.0                | 381,518     | 7.0                        | 381,518     |
| 0047                                    | Administrative Assistant II                     | 14    |                         |             | 1.0                | 40,529      | 1.0                        | 40,529      |
| 0936                                    | Stenographer V                                  | 13    | 1.0                     | 53,328      | 1.0                | 53,328      | 1.0                        | 53,328      |
| 0907                                    | Clerk V   | 11    | 1.0                     | 32,912      |                    |             |                            |             |
| 1941                                    | Clinical Nurse I                                | FA    | 1.0                     | 56,396      | 1.0                | 56,396      | 1.0                        | 56,396      |
| 1779                                    | Medical Department Chairman-Radiology           | K12   | 1.0                     | 264,432     | 1.0                | 264,432     | 1.0                        | 264,432     |
|   |   |       | 16.0                    | \$1,099,326 | 16.0               | \$1,099,138 | 16.0                       | \$1,099,138 |
| 26 Department Of Pediatrics             |   |       |                         |             |                    |             |                            |             |
| 01 Pediatrics Administration - 8970220  |   |       |                         |             |                    |             |                            |             |
| 0294                                    | Administrative Analyst IV                       | 22    | 1.0                     | 85,606      | 1.0                | 87,344      | 1.0                        | 87,344      |
| 0046                                    | Administrative Assistant I                      | 12    | 1.0                     | 49,794      | 1.0                | 49,794      | 1.0                        | 49,794      |

PERSONAL SERVICES - SUMMARY OF POSITIONS BY BUSINESS UNIT AND JOB CODE  
DEPARTMENT 897 - JOHN H. STROGER, JR. HOSPITAL OF COOK COUNTY

| Job Code   | Title  | Grade | 2014 Approved & Adopted |             | Department Request |             | President's Recommendation |             |
|--|--|-------|-------------------------|-------------|--------------------|-------------|----------------------------|-------------|
|  |  |       | FTE Pos.                | Salaries    | FTE Pos.           | Salaries    | FTE Pos.                   | Salaries    |
| 1775   | Medical Department Chairman-Pediatrics       | K12   | 1.0                     | 323,737     | 1.0                | 323,737     | 1.0                        | 323,737     |
| 1652   | Attending Physician Senior 6                 | K06   | 1.0                     | 187,854     | 1.0                | 187,854     | 1.0                        | 187,854     |
|  |  |       | 4.0                     | \$646,991   | 4.0                | \$648,729   | 4.0                        | \$648,729   |
| 02 Pediatrics-Medicine - 8970221                   |  |       |                         |             |                    |             |                            |             |
| 3990   | Advanced Practice Nurse - Nurse Practitioner | FF    | 1.0                     | 113,021     | 1.0                | 73,693      | 1.0                        | 73,693      |
| 1637   | Attending Physician 7                        | K07   | 1.0                     | 207,832     | 1.0                | 207,832     | 1.0                        | 207,832     |
| 1636   | Attending Physician 6                        | K06   | 2.0                     | 377,611     | 2.0                | 381,067     | 2.0                        | 381,067     |
| 1652   | Attending Physician Senior 6                 | K06   | 3.0                     | 542,345     | 3.0                | 549,152     | 3.0                        | 549,152     |
|  |  |       | 7.0                     | \$1,240,809 | 7.0                | \$1,211,744 | 7.0                        | \$1,211,744 |
| 03 Post Graduate - 8970222                         |  |       |                         |             |                    |             |                            |             |
| 0211   | Administrator of Programs                    | 22    | 1.0                     | 67,557      |                    |             |                            |             |
| 6250   | Residency Program Coordinator                | 21    |                         |             | 1.0                | 61,450      | 1.0                        | 61,450      |
|  |  |       | 1.0                     | \$67,557    | 1.0                | \$61,450    | 1.0                        | \$61,450    |
| 04 Pediatric Cardiology-Clinical - 8970223         |  |       |                         |             |                    |             |                            |             |
| 1655   | Attending Physician Senior 9                 | K09   | 1.0                     | 203,556     | 1.0                | 207,510     | 1.0                        | 207,510     |
|  |  |       | 1.0                     | \$203,556   | 1.0                | \$207,510   | 1.0                        | \$207,510   |
| 05 Pediatric Cardiology-Procedures - 8970224       |  |       |                         |             |                    |             |                            |             |
| 2086   | Electrocardiogram Technician                 | 10    | 1.0                     | 42,260      | 1.0                | 42,260      | 1.0                        | 42,260      |
|  |  |       | 1.0                     | \$42,260    | 1.0                | \$42,260    | 1.0                        | \$42,260    |
| 07 Neonatology - Clinical - 8970225                |  |       |                         |             |                    |             |                            |             |
| 0051   | Administrative Assistant V                   | 20    | 2.0                     | 111,784     | 1.0                | 69,781      | 1.0                        | 69,781      |
| 0050   | Administrative Assistant IV                  | 18    |                         |             | 1.0                | 46,476      | 1.0                        | 46,476      |
| 0936   | Stenographer V                               | 13    | 2.0                     | 106,656     | 2.0                | 106,656     | 2.0                        | 106,656     |
| 1941   | Clinical Nurse I                             | FA    | 1.0                     | 56,396      |                    |             |                            |             |
| 3990   | Advanced Practice Nurse - Nurse Practitioner | FF    | 3.0                     | 337,719     | 4.0                | 412,487     | 4.0                        | 412,487     |
| 1648   | Medical Division Chairman 11                 | K11   | 1.0                     | 286,971     | 1.0                | 292,754     | 1.0                        | 292,754     |
| 1646   | Medical Division Chairman 9                  | K09   | 1.0                     | 234,062     | 1.0                | 238,608     | 1.0                        | 238,608     |
| 1640   | Attending Physician 10                       | K10   | 2.0                     | 413,100     | 2.0                | 417,113     | 2.0                        | 417,113     |
| 1656   | Attending Physician Senior 10                | K10   | 5.0                     | 1,033,125   | 5.0                | 1,053,190   | 5.0                        | 1,053,190   |
| 1639   | Attending Physician 9                        | K09   |                         |             | 5.0                | 935,103     | 5.0                        | 935,103     |
| 1638   | Attending Physician 8                        | K08   | 1.0                     | 218,277     | 1.0                | 222,517     | 1.0                        | 222,517     |
| 1653   | Attending Physician Senior 7                 | K07   | 1.0                     | 203,556     | 1.0                | 207,510     | 1.0                        | 207,510     |
| 1634   | Attending Physician 4                        | K04   | 2.0                     | 318,920     |                    |             |                            |             |
|  |  |       | 21.0                    | \$3,320,566 | 24.0               | \$4,002,195 | 24.0                       | \$4,002,195 |
| 09 Pediatric Hematology - 8970226                  |  |       |                         |             |                    |             |                            |             |
| 0936   | Stenographer V                               | 13    | 1.0                     | 53,328      | 1.0                | 53,328      | 1.0                        | 53,328      |
| 1644   | Medical Division Chairman 7                  | K07   | 1.0                     | 203,556     | 1.0                | 207,510     | 1.0                        | 207,510     |
| 1652   | Attending Physician Senior 6                 | K06   | 2.0                     | 355,699     | 2.0                | 359,737     | 2.0                        | 359,737     |
|  |  |       | 4.0                     | \$612,583   | 4.0                | \$620,575   | 4.0                        | \$620,575   |
| 10 Genetics and Metabolism-Clinical - 8970227      |  |       |                         |             |                    |             |                            |             |
| 2072   | Genetic Counselor                            | 20    | 1.0                     | 85,707      | 1.0                | 87,433      | 1.0                        | 87,433      |
| 0936   | Stenographer V                               | 13    | 1.0                     | 50,788      | 1.0                | 50,788      | 1.0                        | 50,788      |
| 1643   | Medical Division Chairman 6                  | K06   | 1.0                     | 191,890     | 1.0                | 191,890     | 1.0                        | 191,890     |
|  |  |       | 3.0                     | \$328,385   | 3.0                | \$330,111   | 3.0                        | \$330,111   |
| 12 Pediatric Allergy/Clinical Immunology - 8970229 |  |       |                         |             |                    |             |                            |             |
| 1644   | Medical Division Chairman 7                  | K07   | 1.0                     | 203,556     | 1.0                | 207,510     | 1.0                        | 207,510     |
| 1652   | Attending Physician Senior 6                 | K06   | 1.0                     | 191,890     | 1.0                | 191,890     | 1.0                        | 191,890     |
|  |  |       | 2.0                     | \$395,446   | 2.0                | \$399,400   | 2.0                        | \$399,400   |

PERSONAL SERVICES - SUMMARY OF POSITIONS BY BUSINESS UNIT AND JOB CODE  
DEPARTMENT 897 - JOHN H. STROGER, JR. HOSPITAL OF COOK COUNTY

| Job Code                                      | Title  | Grade | 2014 Approved & Adopted |             | Department Request |             | President's Recommendation |             |
|---|--|-------|-------------------------|-------------|--------------------|-------------|----------------------------|-------------|
|   |  |       | FTE Pos.                | Salaries    | FTE Pos.           | Salaries    | FTE Pos.                   | Salaries    |
| 14 Adolescent Medicine - 8970231              |  |       |                         |             |                    |             |                            |             |
| 0047  | Administrative Assistant II                    | 14    | 1.0                     | 57,255      | 1.0                | 57,255      | 1.0                        | 57,255      |
| 1644  | Medical Division Chairman 7                    | K07   | 1.0                     | 207,832     | 1.0                | 207,832     | 1.0                        | 207,832     |
| 1652  | Attending Physician Senior 6                   | K06   | 1.0                     | 191,890     | 1.0                | 191,890     | 1.0                        | 191,890     |
|   |  |       | 3.0                     | \$456,977   | 3.0                | \$456,977   | 3.0                        | \$456,977   |
| 15 Pediatric Critical Care - 8970232          |  |       |                         |             |                    |             |                            |             |
| 0935  | Stenographer IV                                | 11    | 1.0                     | 46,493      | 1.0                | 46,493      | 1.0                        | 46,493      |
| 1645  | Medical Division Chairman 8                    | K     | 1.0                     | 218,277     | 1.0                | 222,517     | 1.0                        | 222,517     |
| 1638  | Attending Physician 8                          | K08   | 1.0                     | 218,277     | 1.0                | 222,517     | 1.0                        | 222,517     |
|   |  |       | 3.0                     | \$483,047   | 3.0                | \$491,527   | 3.0                        | \$491,527   |
| 16 Child Protective Services - 8970233        |  |       |                         |             |                    |             |                            |             |
| 0046  | Administrative Assistant I                     | 12    | 1.0                     | 49,794      | 1.0                | 49,794      | 1.0                        | 49,794      |
| 1644  | Medical Division Chairman 7                    | K07   | 1.0                     | 207,832     | 1.0                | 207,832     | 1.0                        | 207,832     |
| 1636  | Attending Physician 6                          | K06   | 1.0                     | 163,446     | 1.0                | 166,621     | 1.0                        | 166,621     |
| 1652  | Attending Physician Senior 6                   | K06   | 1.0                     | 200,779     | 1.0                | 204,826     | 1.0                        | 204,826     |
|   |  |       | 4.0                     | \$621,851   | 4.0                | \$629,073   | 4.0                        | \$629,073   |
| 17 Pediatric Emergency Room - 8970234         |  |       |                         |             |                    |             |                            |             |
| 0047  | Administrative Assistant II                    | 14    | 1.0                     | 53,456      | 1.0                | 53,456      | 1.0                        | 53,456      |
| 1648  | Medical Division Chairman 11                   | K11   | 1.0                     | 291,075     | 1.0                | 296,940     | 1.0                        | 296,940     |
| 1654  | Attending Physician Senior 8                   | K08   | 1.0                     | 171,682     | 1.0                | 185,021     | 1.0                        | 185,021     |
| 1637  | Attending Physician 7                          | K07   | 1.0                     | 203,556     | 1.0                | 207,510     | 1.0                        | 207,510     |
| 1634  | Attending Physician 4                          | K04   | 2.0                     | 325,558     | 2.0                | 328,622     | 2.0                        | 328,622     |
|   |  |       | 6.0                     | \$1,045,327 | 6.0                | \$1,071,549 | 6.0                        | \$1,071,549 |
| 27 Department Of Surgery                      |  |       |                         |             |                    |             |                            |             |
| 01 Surgery Administration - 8970235           |  |       |                         |             |                    |             |                            |             |
| 0253  | Business Manager III                           | 22    | 1.0                     | 98,581      |                    |             |                            |             |
| 0293  | Administrative Analyst III                     | 21    |                         |             | 1.0                | 61,450      | 1.0                        | 61,450      |
| 0816  | Training Coordinator IV                        | 21    | 1.0                     | 61,756      | 1.0                | 61,450      | 1.0                        | 61,450      |
| 0935  | Stenographer IV                                | 11    | 1.0                     | 46,493      | 1.0                | 46,493      | 1.0                        | 46,493      |
| 0911  | Senior Clerk                                   | 09    | 1.0                     | 41,166      | 1.0                | 38,532      | 1.0                        | 38,532      |
| 1780  | Medical Department Chairman-Surgery            | K12   | 1.0                     | 444,239     | 1.0                | 444,239     | 1.0                        | 444,239     |
|   |  |       | 5.0                     | \$692,235   | 5.0                | \$652,164   | 5.0                        | \$652,164   |
| 04 Surgical Critical Care - 8970237           |  |       |                         |             |                    |             |                            |             |
| 1816  | Physician Assistant I                          | 22    | 2.0                     | 166,239     | 2.0                | 168,017     | 2.0                        | 168,017     |
| 0936  | Stenographer V                                 | 13    | 1.0                     | 53,328      | 1.0                | 53,328      | 1.0                        | 53,328      |
| 1642  | Attending Physician 12                         | K12   | 1.0                     | 289,841     | 1.0                | 289,841     | 1.0                        | 289,841     |
| 1658  | Attending Physician Senior 12                  | K12   | 1.0                     | 396,843     | 1.0                | 396,843     | 1.0                        | 396,843     |
| 1641  | Attending Physician 11                         | K11   |                         |             | 1.0                | 230,423     | 1.0                        | 230,423     |
|   |  |       | 5.0                     | \$906,251   | 6.0                | \$1,138,452 | 6.0                        | \$1,138,452 |
| 05 General Surgery - Administration - 8970238 |  |       |                         |             |                    |             |                            |             |
| 6340  | Colorectal Surgery Fellowship Program Director | K12   |                         |             | 1.0                | 297,159     | 1.0                        | 297,159     |
| 1815  | Consultant (Physicians)                        |       | 1.0                     | 126,648     | 1.0                | 126,648     | 1.0                        | 126,648     |
| 1816  | Physician Assistant I                          | 22    | 1.0                     | 99,379      | 1.0                | 101,057     | 1.0                        | 101,057     |
| 1690  | Tumor Registry Supervisor                      | 20    | 2.0                     | 140,876     | 2.0                | 145,430     | 2.0                        | 145,430     |
| 0936  | Stenographer V                                 | 13    | 1.0                     | 53,328      | 1.0                | 53,328      | 1.0                        | 53,328      |
| 1884  | Animal Technician                              | 12    | 1.0                     | 48,733      | 1.0                | 48,733      | 1.0                        | 48,733      |
| 0907  | Clerk V  | 11    | 3.0                     | 135,988     | 3.0                | 135,053     | 3.0                        | 135,053     |
| 1844  | Medical Technologist II                        | T16   | 1.0                     | 66,371      | 1.0                | 66,371      | 1.0                        | 66,371      |
| 1943  | Nurse Clinician                                | FC    | 1.0                     | 96,835      | 1.0                | 96,835      | 1.0                        | 96,835      |
| 1642  | Attending Physician 12                         | K12   | 2.0                     | 530,723     | 2.0                | 530,723     | 2.0                        | 530,723     |

PERSONAL SERVICES - SUMMARY OF POSITIONS BY BUSINESS UNIT AND JOB CODE  
DEPARTMENT 897 - JOHN H. STROGER, JR. HOSPITAL OF COOK COUNTY

| Job Code                                  | Title   | Grade | 2014 Approved & Adopted |             | Department Request |             | President's Recommendation |             |
|---|---|-------|-------------------------|-------------|--------------------|-------------|----------------------------|-------------|
|   |   |       | FTE Pos.                | Salaries    | FTE Pos.           | Salaries    | FTE Pos.                   | Salaries    |
| 1649                                      | Medical Division Chairman 12                    | K12   | 1.0                     | 317,624     | 1.0                | 317,624     | 1.0                        | 317,624     |
| 1658                                      | Attending Physician Senior 12                   | K12   | 2.0                     | 557,159     | 1.0                | 260,000     | 1.0                        | 260,000     |
| 4231                                      | Associated Medical Chairman                     | K12   | 1.0                     | 280,000     | 1.0                | 280,000     | 1.0                        | 280,000     |
| 6121                                      | Chair of the Dept. of Surgery                   | K12   |                         |             | 1.0                | 325,000     | 1.0                        | 325,000     |
| 1641                                      | Attending Physician 11                          | K11   | 1.0                     | 278,706     | 1.0                | 284,116     | 1.0                        | 284,116     |
|   |   |       | 18.0                    | \$2,732,370 | 19.0               | \$3,068,077 | 19.0                       | \$3,068,077 |
| 06 Vascular Surgery - 8970239             |   |       |                         |             |                    |             |                            |             |
| 1816                                      | Physician Assistant I                           | 22    | 1.0                     | 73,726      | 1.0                | 73,726      | 1.0                        | 73,726      |
| 1860                                      | Scientific Officer I                            | 21    | 1.0                     | 87,800      | 1.0                | 89,567      | 1.0                        | 89,567      |
| 1842                                      | Medical Laboratory Technician III               | 13    | 1.0                     | 52,344      | 1.0                | 52,344      | 1.0                        | 52,344      |
| 1649                                      | Medical Division Chairman 12                    | K12   | 1.0                     | 318,452     | 1.0                | 318,452     | 1.0                        | 318,452     |
| 1658                                      | Attending Physician Senior 12                   | K12   | 1.0                     | 270,000     | 1.0                | 270,000     | 1.0                        | 270,000     |
|   |   |       | 5.0                     | \$802,322   | 5.0                | \$804,089   | 5.0                        | \$804,089   |
| 07 Cardio-Thoracic Surgery - 8970240      |   |       |                         |             |                    |             |                            |             |
| 6125                                      | Chair of Div.of Cardio Th.Surg                  | K12   |                         |             | 1.0                | 385,000     | 1.0                        | 385,000     |
| 2070                                      | Extracorporeal Specialist                       | 21    | 1.0                     | 102,068     | 1.0                | 93,051      | 1.0                        | 93,051      |
| 0046                                      | Administrative Assistant I                      | 12    | 1.0                     | 49,794      | 1.0                | 35,246      | 1.0                        | 35,246      |
| 1649                                      | Medical Division Chairman 12                    | K12   | 1.0                     | 291,291     | 1.0                | 291,291     | 1.0                        | 291,291     |
| 1658                                      | Attending Physician Senior 12                   | K12   | 2.0                     | 680,970     | 2.0                | 803,149     | 2.0                        | 803,149     |
|   |   |       | 5.0                     | \$1,124,123 | 6.0                | \$1,607,737 | 6.0                        | \$1,607,737 |
| 08 Breast Oncology - 8970241              |   |       |                         |             |                    |             |                            |             |
| 1816                                      | Physician Assistant I                           | 22    | 2.0                     | 175,794     | 1.0                | 102,068     | 1.0                        | 102,068     |
| 3990                                      | Advanced Practice Nurse - Nurse Practitioner    | FF    | 1.0                     | 113,021     | 1.0                | 113,021     | 1.0                        | 113,021     |
| 1649                                      | Medical Division Chairman 12                    | K12   | 1.0                     | 250,000     | 1.0                | 250,000     | 1.0                        | 250,000     |
| 1640                                      | Attending Physician 10                          | K10   | 1.0                     | 196,429     | 1.0                | 253,326     | 1.0                        | 253,326     |
|   |   |       | 5.0                     | \$735,244   | 4.0                | \$718,415   | 4.0                        | \$718,415   |
| 09 Neuro-Surgery - 8970242                |   |       |                         |             |                    |             |                            |             |
| 1816                                      | Physician Assistant I                           | 22    | 1.0                     | 102,068     | 1.0                | 102,068     | 1.0                        | 102,068     |
| 0048                                      | Administrative Assistant III                    | 16    | 1.0                     | 62,696      | 1.0                | 62,696      | 1.0                        | 62,696      |
| 0941                                      | Clerk Typist Senior                             | 09    | 1.0                     | 43,337      | 1.0                | 40,459      | 1.0                        | 40,459      |
| 3990                                      | Advanced Practice Nurse - Nurse Practitioner    | FF    | 2.0                     | 226,042     | 2.0                | 226,042     | 2.0                        | 226,042     |
| 1042                                      | Medical Department Associate Chairman - Surgery | K12   | 1.0                     | 368,116     | 1.0                | 368,116     | 1.0                        | 368,116     |
| 1649                                      | Medical Division Chairman 12                    | K12   | 1.0                     | 422,751     | 1.0                | 422,751     | 1.0                        | 422,751     |
| 1658                                      | Attending Physician Senior 12                   | K12   | 2.0                     | 532,558     | 2.0                | 532,558     | 2.0                        | 532,558     |
|   |   |       | 9.0                     | \$1,757,568 | 9.0                | \$1,754,690 | 9.0                        | \$1,754,690 |
| 10 Ophthalmology-Administration - 8970243 |   |       |                         |             |                    |             |                            |             |
| 1649                                      | Medical Division Chairman 12                    | K12   | 1.0                     | 299,421     |                    |             |                            |             |
| 6129                                      | Chr.of the Div. of Opht. Surg.                  | K12   |                         |             | 1.0                | 330,000     | 1.0                        | 330,000     |
| 2060                                      | Photo Ophthalmic Tech                           | 15    | 1.0                     | 57,787      | 1.0                | 60,403      | 1.0                        | 60,403      |
| 2055                                      | Ophthal Elec & Vis Tech                         | 12    | 2.0                     | 87,162      | 2.0                | 80,840      | 2.0                        | 80,840      |
| 2061                                      | Optometrist                                     | K0    | 1.0                     | 160,662     | 2.0                | 263,582     | 2.0                        | 263,582     |
| 1641                                      | Attending Physician 11                          | K11   | 3.0                     | 673,657     | 1.0                | 255,865     | 1.0                        | 255,865     |
| 1657                                      | Attending Physician Senior 11                   | K11   | 1.0                     | 291,967     |                    |             |                            |             |
| 1655                                      | Attending Physician Senior 9                    | K09   | 1.0                     | 234,062     | 1.0                | 238,608     | 1.0                        | 238,608     |
| 1651                                      | Attending Physician Senior 5                    | K05   |                         |             | 1.0                | 135,808     | 1.0                        | 135,808     |
|   |   |       | 10.0                    | \$1,804,718 | 9.0                | \$1,365,106 | 9.0                        | \$1,365,106 |
| 11 Dentistry - Administration - 8970244   |   |       |                         |             |                    |             |                            |             |
| 0047                                      | Administrative Assistant II                     | 14    | 2.0                     | 97,784      | 2.0                | 97,784      | 2.0                        | 97,784      |
| 1500                                      | Dental Assistant - CCH                          | 13    | 6.0                     | 311,179     | 6.0                | 268,117     | 6.0                        | 268,117     |
| 1642                                      | Attending Physician 12                          | K12   | 1.0                     | 225,000     | 1.0                | 225,000     | 1.0                        | 225,000     |

PERSONAL SERVICES - SUMMARY OF POSITIONS BY BUSINESS UNIT AND JOB CODE  
DEPARTMENT 897 - JOHN H. STROGER, JR. HOSPITAL OF COOK COUNTY

| Job Code                                     | Title  | Grade | 2014 Approved & Adopted |             | Department Request |             | President's Recommendation |             |
|--|--|-------|-------------------------|-------------|--------------------|-------------|----------------------------|-------------|
|  |  |       | FTE Pos.                | Salaries    | FTE Pos.           | Salaries    | FTE Pos.                   | Salaries    |
| 1658   | Attending Physician Senior 12                | K12   |                         |             | 1.0                | 160,104     | 1.0                        | 160,104     |
| 1657   | Attending Physician Senior 11                | K11   | 1.0                     | 272,593     |                    |             |                            |             |
| 1647   | Medical Division Chairman 10                 | K10   | 1.0                     | 256,262     | 1.0                | 261,431     | 1.0                        | 261,431     |
| 1637   | Attending Physician 7                        | K07   | 1.0                     | 160,104     |                    |             |                            |             |
|  |  |       | 12.0                    | \$1,322,922 | 11.0               | \$1,012,436 | 11.0                       | \$1,012,436 |
| 12 Adult Dentistry - 8970245                 |  |       |                         |             |                    |             |                            |             |
| 1642   | Attending Physician 12                       | K12   | 1.0                     | 224,999     | 1.0                | 224,999     | 1.0                        | 224,999     |
|  |  |       | 1.0                     | \$224,999   | 1.0                | \$224,999   | 1.0                        | \$224,999   |
| 14 Orthopedics - 8970247                     |  |       |                         |             |                    |             |                            |             |
| 6132   | Chr. of the Div. of Ortho. Surg.             | K12   |                         |             | 1.0                | 425,000     | 1.0                        | 425,000     |
| 1816   | Physician Assistant I                        | 22    | 1.0                     | 73,726      | 1.0                | 73,726      | 1.0                        | 73,726      |
| 0911   | Senior Clerk                                 | 09    | 1.0                     | 43,337      | 1.0                | 40,459      | 1.0                        | 40,459      |
| 3990   | Advanced Practice Nurse - Nurse Practitioner | FF    | 1.0                     | 113,021     |                    |             |                            |             |
| 2066   | Podiatrist Resident                          | JO    | 3.0                     | 112,035     | 3.0                | 112,035     | 3.0                        | 112,035     |
| 1642   | Attending Physician 12                       | K12   | 2.0                     | 660,862     | 1.0                | 259,723     | 1.0                        | 259,723     |
| 1658   | Attending Physician Senior 12                | K12   | 3.0                     | 1,084,670   | 3.0                | 1,086,469   | 3.0                        | 1,086,469   |
| 1657   | Attending Physician Senior 11                | K11   | 3.0                     | 666,432     | 2.0                | 456,838     | 2.0                        | 456,838     |
| 1640   | Attending Physician 10                       | K10   | 2.0                     | 438,732     | 1.0                | 247,186     | 1.0                        | 247,186     |
| 1639   | Attending Physician 9                        | K09   | 1.0                     | 232,026     | 1.0                | 232,026     | 1.0                        | 232,026     |
| 1636   | Attending Physician 6                        | K06   | 1.0                     | 170,952     | 1.0                | 174,269     | 1.0                        | 174,269     |
| 1742   | Physician-Surgery                            | K03   | 1.0                     | 170,952     | 1.0                | 174,269     | 1.0                        | 174,269     |
| 1715   | Podiatrist                                   | K06   | 1.0                     | 170,952     | 1.0                | 174,269     | 1.0                        | 174,269     |
|  |  |       | 20.0                    | \$3,937,697 | 17.0               | \$3,456,269 | 17.0                       | \$3,456,269 |
| 15 Orthopedics-Technicians - 8970248         |  |       |                         |             |                    |             |                            |             |
| 4778   | Orthopedic Technologist                      | T16   | 3.0                     | 187,877     |                    |             |                            |             |
| 2065   | Orthopedic Technician                        | 15    | 2.0                     | 121,039     |                    |             |                            |             |
|  |  |       | 5.0                     | \$308,916   |                    |             |                            |             |
| 16 Otolaryngology - Administration - 8970249 |  |       |                         |             |                    |             |                            |             |
| 1658   | Attending Physician Senior 12                | K12   | 2.0                     | 549,834     | 2.0                | 493,646     | 2.0                        | 493,646     |
| 6134   | Chr. of the Div. of Otol. Surg.              | K12   |                         |             | 1.0                | 350,000     | 1.0                        | 350,000     |
| 1816   | Physician Assistant I                        | 22    | 1.0                     | 73,726      | 1.0                | 73,726      | 1.0                        | 73,726      |
| 0911   | Senior Clerk                                 | 09    | 1.0                     | 43,337      | 1.0                | 40,459      | 1.0                        | 40,459      |
| 1641   | Attending Physician 11                       | K11   | 1.0                     | 213,812     |                    |             |                            |             |
| 1656   | Attending Physician Senior 10                | K10   | 1.0                     | 249,744     | 1.0                | 254,592     | 1.0                        | 254,592     |
| 1635   | Attending Physician 5                        | K05   | 1.0                     | 176,291     | 1.0                | 176,291     | 1.0                        | 176,291     |
|  |  |       | 7.0                     | \$1,306,744 | 7.0                | \$1,388,714 | 7.0                        | \$1,388,714 |
| 17 Pediatric Surgery - 8970250               |  |       |                         |             |                    |             |                            |             |
| 0048   | Administrative Assistant III                 | 16    | 1.0                     | 60,275      | 1.0                | 60,275      | 1.0                        | 60,275      |
| 3990   | Advanced Practice Nurse - Nurse Practitioner | FF    | 1.0                     | 109,723     | 1.0                | 109,723     | 1.0                        | 109,723     |
| 1642   | Attending Physician 12                       | K12   | 1.0                     | 266,400     | 1.0                | 266,400     | 1.0                        | 266,400     |
| 1649   | Medical Division Chairman 12                 | K12   | 1.0                     | 272,484     |                    |             |                            |             |
| 1658   | Attending Physician Senior 12                | K12   | 1.0                     | 271,641     | 2.0                | 580,899     | 2.0                        | 580,899     |
|  |  |       | 5.0                     | \$980,523   | 5.0                | \$1,017,297 | 5.0                        | \$1,017,297 |
| 18 Plastic Surgery - 8970251                 |  |       |                         |             |                    |             |                            |             |
| 3990   | Advanced Practice Nurse - Nurse Practitioner | FF    | 1.0                     | 113,021     | 1.0                | 113,021     | 1.0                        | 113,021     |
| 1658   | Attending Physician Senior 12                | K12   | 3.0                     | 516,244     | 3.0                | 516,244     | 3.0                        | 516,244     |
|  |  |       | 4.0                     | \$629,265   | 4.0                | \$629,265   | 4.0                        | \$629,265   |
| 19 Urology - 8970252                         |  |       |                         |             |                    |             |                            |             |
| 6137   | Chr. of the Div. of Urology Surg             | K12   |                         |             | 1.0                | 450,000     | 1.0                        | 450,000     |
| 1816   | Physician Assistant I                        | 22    | 1.0                     | 73,726      | 1.0                | 78,213      | 1.0                        | 78,213      |
| 0051   | Administrative Assistant V                   | 20    | 1.0                     | 55,892      | 1.0                | 75,905      | 1.0                        | 75,905      |

PERSONAL SERVICES - SUMMARY OF POSITIONS BY BUSINESS UNIT AND JOB CODE  
DEPARTMENT 897 - JOHN H. STROGER, JR. HOSPITAL OF COOK COUNTY

| Job Code  | Title  | Grade | 2014 Approved & Adopted |             | Department Request |             | President's Recommendation |             |
|---|--|-------|-------------------------|-------------|--------------------|-------------|----------------------------|-------------|
|   |  |       | FTE Pos.                | Salaries    | FTE Pos.           | Salaries    | FTE Pos.                   | Salaries    |
| 0048  | Administrative Assistant III                 | 16    | 1.0                     | 60,275      | 1.0                | 60,858      | 1.0                        | 60,858      |
| 1941  | Clinical Nurse I                             | FA    | 1.0                     | 85,416      | 1.0                | 85,416      | 1.0                        | 85,416      |
| 3990  | Advanced Practice Nurse - Nurse Practitioner | FF    | 2.0                     | 226,042     | 2.0                | 226,042     | 2.0                        | 226,042     |
| 1642  | Attending Physician 12                       | K12   | 1.0                     | 300,000     |                    |             |                            |             |
| 1649  | Medical Division Chairman 12                 | K12   | 1.0                     | 364,597     | 1.0                | 277,119     | 1.0                        | 277,119     |
| 1658  | Attending Physician Senior 12                | K12   | 3.0                     | 889,151     | 3.0                | 889,151     | 3.0                        | 889,151     |
| 1656  | Attending Physician Senior 10                | K10   | 1.0                     | 227,164     | 1.0                | 231,573     | 1.0                        | 231,573     |
|   |  |       | 12.0                    | \$2,282,263 | 12.0               | \$2,374,277 | 12.0                       | \$2,374,277 |
| 27 Colon Rectal Services - 8970255                            |  |       |                         |             |                    |             |                            |             |
| 0936  | Stenographer V                               | 13    | 1.0                     | 53,328      | 1.0                | 53,328      | 1.0                        | 53,328      |
| 3990  | Advanced Practice Nurse - Nurse Practitioner | FF    | 2.0                     | 222,995     | 3.0                | 298,417     | 3.0                        | 298,417     |
| 1642  | Attending Physician 12                       | K12   | 1.0                     | 272,562     | 1.0                | 272,562     | 1.0                        | 272,562     |
| 1649  | Medical Division Chairman 12                 | K12   | 3.0                     | 889,157     | 3.0                | 889,157     | 3.0                        | 889,157     |
| 1658  | Attending Physician Senior 12                | K12   | 1.0                     | 288,398     | 1.0                | 288,398     | 1.0                        | 288,398     |
|   |  |       | 8.0                     | \$1,726,440 | 9.0                | \$1,801,862 | 9.0                        | \$1,801,862 |
| 29 Sterile Processing & Distribution (SPD) Services - 8972729 |  |       |                         |             |                    |             |                            |             |
| 0936  | Stenographer V                               | 13    | 1.0                     | 53,328      | 1.0                | 53,328      | 1.0                        | 53,328      |
| 0046  | Administrative Assistant I                   | 12    | 2.0                     | 99,588      | 1.0                | 49,795      | 1.0                        | 49,795      |
| 4780  | Sterile Processing Technician                | 11    | 25.0                    | 1,058,865   | 25.0               | 1,055,878   | 25.0                       | 1,055,878   |
|   |  |       | 28.0                    | \$1,211,781 | 27.0               | \$1,159,001 | 27.0                       | \$1,159,001 |
| 28 Department Of Psychiatry                                   |  |       |                         |             |                    |             |                            |             |
| 01 Psychiatry Administration - 8970256                        |  |       |                         |             |                    |             |                            |             |
| 5725  | Psychologist-Stroger                         | PSY   |                         |             | 1.0                | 102,476     | 1.0                        | 102,476     |
| 1687  | Assistant Administrator                      | 23    | 1.0                     | 88,986      | 1.0                | 90,775      | 1.0                        | 90,775      |
| 0936  | Stenographer V                               | 13    | 1.0                     | 53,328      | 1.0                | 53,328      | 1.0                        | 53,328      |
| 1642  | Attending Physician 12                       | K12   | 1.0                     | 285,000     | 1.0                | 285,000     | 1.0                        | 285,000     |
| 1644  | Medical Division Chairman 7                  | K07   |                         |             | 1.0                | 235,000     | 1.0                        | 235,000     |
|   |  |       | 3.0                     | \$427,314   | 5.0                | \$766,579   | 5.0                        | \$766,579   |
| 02 Psychiatry-Liaison - 8970257                               |  |       |                         |             |                    |             |                            |             |
| 1548  | Substance Abuse Counselor III                | 17    | 3.0                     | 167,504     | 3.0                | 181,933     | 3.0                        | 181,933     |
| 1546  | Substance Abuse Counselor I                  | 14    | 3.0                     | 147,177     | 3.0                | 148,632     | 3.0                        | 148,632     |
| 1943  | Nurse Clinician                              | FC    | 2.0                     | 192,711     | 1.0                | 96,833      | 1.0                        | 96,833      |
| 3990  | Advanced Practice Nurse - Nurse Practitioner | FF    | 1.0                     | 111,902     | 1.0                | 111,902     | 1.0                        | 111,902     |
| 1638  | Attending Physician 8                        | K08   | 1.0                     | 215,631     | 1.0                | 219,977     | 1.0                        | 219,977     |
|   |  |       | 10.0                    | \$834,925   | 9.0                | \$759,277   | 9.0                        | \$759,277   |
| 04 Psychiatry-Ambulatory - 8970258                            |  |       |                         |             |                    |             |                            |             |
| 5725  | Psychologist-Stroger                         | PSY   | 4.0                     | 407,788     | 4.0                | 416,532     | 4.0                        | 416,532     |
| 1615  | Psychologist V                               | 22    | 1.0                     | 100,416     | 1.0                | 102,436     | 1.0                        | 102,436     |
| 1607  | Clinical Psychologist III                    | 21    | 2.0                     | 154,942     | 1.0                | 74,004      | 1.0                        | 74,004      |
| 1526  | Medical Social Worker V                      | 19    | 1.0                     | 77,131      | 2.0                | 136,189     | 2.0                        | 136,189     |
| 3990  | Advanced Practice Nurse - Nurse Practitioner | FF    | 1.0                     | 98,237      | 1.0                | 73,693      | 1.0                        | 73,693      |
| 1638  | Attending Physician 8                        | K08   | 1.0                     | 224,238     | 1.0                | 228,756     | 1.0                        | 228,756     |
| 1637  | Attending Physician 7                        | K07   | 1.0                     | 201,537     | 1.0                | 205,448     | 1.0                        | 205,448     |
| 1653  | Attending Physician Senior 7                 | K07   | 1.0                     | 186,078     | 1.0                | 189,690     | 1.0                        | 189,690     |
| 1636  | Attending Physician 6                        | K06   | 1.0                     | 187,854     | 1.0                | 187,854     | 1.0                        | 187,854     |
| 1652  | Attending Physician Senior 6                 | K06   | 2.0                     | 383,027     | 2.0                | 390,618     | 2.0                        | 390,618     |
| 1651  | Attending Physician Senior 5                 | K05   | 1.0                     | 172,495     | 1.0                | 172,495     | 1.0                        | 172,495     |
|   |  |       | 16.0                    | \$2,193,743 | 16.0               | \$2,177,715 | 16.0                       | \$2,177,715 |
| 05 Psychiatry-Child - 8970259                                 |  |       |                         |             |                    |             |                            |             |
| 5725  | Psychologist-Stroger                         | PSY   | 4.0                     | 419,796     | 4.0                | 418,899     | 4.0                        | 418,899     |
| 1645  | Medical Division Chairman 8                  | K     | 1.0                     | 217,625     | 1.0                | 222,010     | 1.0                        | 222,010     |



PERSONAL SERVICES - SUMMARY OF POSITIONS BY BUSINESS UNIT AND JOB CODE  
DEPARTMENT 897 - JOHN H. STROGER, JR. HOSPITAL OF COOK COUNTY

| Job Code  | Title   | Grade | 2014 Approved & Adopted |             | Department Request |             | President's Recommendation |             |
|---|---|-------|-------------------------|-------------|--------------------|-------------|----------------------------|-------------|
|   |   |       | FTE Pos.                | Salaries    | FTE Pos.           | Salaries    | FTE Pos.                   | Salaries    |
| 1639  | Attending Physician 9                             | K09   | 1.0                     | 212,866     | 1.0                | 212,866     | 1.0                        | 212,866     |
| 1652  | Attending Physician Senior 6                      | K06   | 1.0                     | 191,890     | 1.0                | 191,890     | 1.0                        | 191,890     |
|   |   |       | 7.0                     | \$1,042,177 | 7.0                | \$1,045,665 | 7.0                        | \$1,045,665 |
| 06 Psychiatry-Adolescent - 8970260                                    |   |       |                         |             |                    |             |                            |             |
| 0050  | Administrative Assistant IV                       | 18    | 1.0                     | 69,389      | 1.0                | 69,389      | 1.0                        | 69,389      |
| 3990  | Advanced Practice Nurse - Nurse Practitioner      | FF    | 1.0                     | 111,902     | 1.0                | 113,021     | 1.0                        | 113,021     |
| 1644  | Medical Division Chairman 7                       | K07   | 1.0                     | 212,182     |                    |             |                            |             |
|   |   |       | 3.0                     | \$393,473   | 2.0                | \$182,410   | 2.0                        | \$182,410   |
| 29 Department Of Obstetrics/gynecology & Neonatal Medicine            |   |       |                         |             |                    |             |                            |             |
| 01 Obstetrics/gynecology & Neonatal Medicine Administration - 8970261 |   |       |                         |             |                    |             |                            |             |
| 1816  | Physician Assistant I                             | 22    | 1.0                     | 95,072      | 1.0                | 98,834      | 1.0                        | 98,834      |
| 0050  | Administrative Assistant IV                       | 18    | 1.0                     | 64,853      | 1.0                | 66,582      | 1.0                        | 66,582      |
| 5269  | Childbirth Educator/Perinatal Counselor II        | 17    | 1.0                     | 43,339      | 1.0                | 43,339      | 1.0                        | 43,339      |
| 0048  | Administrative Assistant III                      | 16    | 2.0                     | 114,930     | 2.0                | 117,437     | 2.0                        | 117,437     |
| 0907  | Clerk V   | 11    | 1.0                     | 46,493      | 1.0                | 46,493      | 1.0                        | 46,493      |
| 0935  | Stenographer IV                                   | 11    | 1.0                     | 46,493      | 1.0                | 46,493      | 1.0                        | 46,493      |
| 1040  | Medical Department Chairman - Obstetrics And      | K12   | 1.0                     | 385,000     | 1.0                | 385,000     | 1.0                        | 385,000     |
|   |   |       | 8.0                     | \$796,180   | 8.0                | \$804,178   | 8.0                        | \$804,178   |
| 03 Maternal Fetal Medicine - 8970263                                  |   |       |                         |             |                    |             |                            |             |
| 1816  | Physician Assistant I                             | 22    | 1.0                     | 101,057     | 1.0                | 73,726      | 1.0                        | 73,726      |
| 2098  | Ultrasound Technician                             | 17    | 2.0                     | 113,176     | 2.0                | 116,059     | 2.0                        | 116,059     |
| 4231  | Associated Medical Chairman                       | K12   | 1.0                     | 377,821     | 1.0                | 377,821     | 1.0                        | 377,821     |
| 5460  | Medical Division Chairman/Maternal Fetal Medicine | K12   | 1.0                     | 425,000     | 1.0                | 425,000     | 1.0                        | 425,000     |
| 1637  | Attending Physician 7                             | K07   | 1.0                     | 207,832     | 1.0                | 207,832     | 1.0                        | 207,832     |
|   |   |       | 6.0                     | \$1,224,886 | 6.0                | \$1,200,438 | 6.0                        | \$1,200,438 |
| 04 Gynecology - 8970264   |   |       |                         |             |                    |             |                            |             |
| 1816  | Physician Assistant I                             | 22    | 2.0                     | 174,783     | 2.0                | 184,881     | 2.0                        | 184,881     |
| 1658  | Attending Physician Senior 12                     | K12   | 1.0                     | 240,000     | 1.0                | 240,000     | 1.0                        | 240,000     |
| 6185  | Ch.of the Div. of Gen. OB/GYNE                    | K12   |                         |             | 1.0                | 295,000     | 1.0                        | 295,000     |
| 1657  | Attending Physician Senior 11                     | K11   | 1.0                     | 283,143     | 1.0                | 283,143     | 1.0                        | 283,143     |
| 1640  | Attending Physician 10                            | K10   | 3.0                     | 745,612     | 3.0                | 755,831     | 3.0                        | 755,831     |
| 1656  | Attending Physician Senior 10                     | K10   | 6.0                     | 1,498,248   | 6.0                | 1,458,332   | 6.0                        | 1,458,332   |
| 1654  | Attending Physician Senior 8                      | K08   | 1.0                     | 171,682     | 1.0                | 217,034     | 1.0                        | 217,034     |
|   |   |       | 14.0                    | \$3,113,468 | 15.0               | \$3,434,221 | 15.0                       | \$3,434,221 |
| 05 Reproductive Endocrinology - 8970265                               |   |       |                         |             |                    |             |                            |             |
| 1816  | Physician Assistant I                             | 22    | 1.0                     | 98,834      | 1.0                | 101,057     | 1.0                        | 101,057     |
| 1649  | Medical Division Chairman 12                      | K12   | 1.0                     | 273,576     | 1.0                | 273,576     | 1.0                        | 273,576     |
| 1635  | Attending Physician 5                             | K05   | 1.0                     | 172,663     | 1.0                | 176,018     | 1.0                        | 176,018     |
|   |   |       | 3.0                     | \$545,073   | 3.0                | \$550,651   | 3.0                        | \$550,651   |
| 06 Gyne/Oncology - 8970266  |   |       |                         |             |                    |             |                            |             |
| 1816  | Physician Assistant I                             | 22    | 1.0                     | 101,057     | 1.0                | 101,057     | 1.0                        | 101,057     |
| 1649  | Medical Division Chairman 12                      | K12   | 1.0                     | 290,615     | 1.0                | 290,615     | 1.0                        | 290,615     |
| 1641  | Attending Physician 11                            | K11   | 1.0                     | 271,837     | 1.0                | 277,121     | 1.0                        | 277,121     |
|   |   |       | 3.0                     | \$663,509   | 3.0                | \$668,793   | 3.0                        | \$668,793   |
| 07 Nurse Midwifery - 8970267  |   |       |                         |             |                    |             |                            |             |
| 3990  | Advanced Practice Nurse - Nurse Practitioner      | FF    | 1.0                     | 111,902     | 1.0                | 113,018     | 1.0                        | 113,018     |
|   |   |       | 1.0                     | \$111,902   | 1.0                | \$113,018   | 1.0                        | \$113,018   |

PERSONAL SERVICES - SUMMARY OF POSITIONS BY BUSINESS UNIT AND JOB CODE  
DEPARTMENT 897 - JOHN H. STROGER, JR. HOSPITAL OF COOK COUNTY

| Job Code  | Title  | Grade | 2014 Approved & Adopted |             | Department Request |             | President's Recommendation |             |
|---|--|-------|-------------------------|-------------|--------------------|-------------|----------------------------|-------------|
|   |  |       | FTE Pos.                | Salaries    | FTE Pos.           | Salaries    | FTE Pos.                   | Salaries    |
| 30 Department Of Anesthesiology And Pain Services                                   |  |       |                         |             |                    |             |                            |             |
| 01 Anesthesiology And Pain Services Administration, Teaching and Research - 8970268 |  |       |                         |             |                    |             |                            |             |
| 0051  | Administrative Assistant V                                       | 20    | 1.0                     | 55,892      | 1.0                | 86,576      | 1.0                        | 86,576      |
| 0047  | Administrative Assistant II                                      | 14    | 1.0                     | 57,255      | 1.0                | 57,255      | 1.0                        | 57,255      |
| 0936  | Stenographer V   | 13    | 1.0                     | 50,788      | 1.0                | 50,788      | 1.0                        | 50,788      |
| 0935  | Stenographer IV  | 11    | 1.0                     | 46,493      | 1.0                | 46,493      | 1.0                        | 46,493      |
| 1771  | Medical Department Chairman-Anesthesiology                       | K12   | 1.0                     | 375,000     | 1.0                | 375,000     | 1.0                        | 375,000     |
|   |  |       | 5.0                     | \$585,428   | 5.0                | \$616,112   | 5.0                        | \$616,112   |
| 02 Adult and Ambulatory Anesthesia - 8970269  |  |       |                         |             |                    |             |                            |             |
| 1642  | Attending Physician 12   | K12   | 5.0                     | 1,395,776   | 5.0                | 1,395,776   | 5.0                        | 1,395,776   |
| 1658  | Attending Physician Senior 12                                    | K12   | 2.0                     | 554,236     | 2.0                | 561,675     | 2.0                        | 561,675     |
| 1641  | Attending Physician 11   | K11   | 4.0                     | 1,087,957   | 5.0                | 1,325,936   | 5.0                        | 1,325,936   |
| 1657  | Attending Physician Senior 11                                    | K11   |                         | 272,039     | 1.0                | 272,040     | 1.0                        | 272,040     |
|   |  |       | 11.0                    | \$3,310,008 | 13.0               | \$3,555,427 | 13.0                       | \$3,555,427 |
| 03 Postanesthesia Care - 8970270  |  |       |                         |             |                    |             |                            |             |
| 1642  | Attending Physician 12   | K12   | 1.0                     | 277,118     | 1.0                | 277,118     | 1.0                        | 277,118     |
| 1649  | Medical Division Chairman 12                                     | K12   | 1.0                     | 298,644     | 1.0                | 298,644     | 1.0                        | 298,644     |
|   |  |       | 2.0                     | \$575,762   | 2.0                | \$575,762   | 2.0                        | \$575,762   |
| 05 Obstetrical Anesthesia - 8970272   |  |       |                         |             |                    |             |                            |             |
| 1649  | Medical Division Chairman 12                                     | K12   | 1.0                     | 298,644     | 1.0                | 298,644     | 1.0                        | 298,644     |
|   |  |       | 1.0                     | \$298,644   | 1.0                | \$298,644   | 1.0                        | \$298,644   |
| 06 Pediatric Anesthesia - 8970273   |  |       |                         |             |                    |             |                            |             |
| 1642  | Attending Physician 12   | K12   | 2.0                     | 635,264     | 2.0                | 635,264     | 2.0                        | 635,264     |
| 1658  | Attending Physician Senior 12                                    | K12   | 1.0                     | 277,118     | 1.0                | 277,118     | 1.0                        | 277,118     |
|   |  |       | 3.0                     | \$912,382   | 3.0                | \$912,382   | 3.0                        | \$912,382   |
| 09 Pain Management - 8970276  |  |       |                         |             |                    |             |                            |             |
| 1649  | Medical Division Chairman 12                                     | K12   | 1.0                     | 298,644     | 1.0                | 298,644     | 1.0                        | 298,644     |
| 1658  | Attending Physician Senior 12                                    | K12   | 1.0                     | 275,739     | 1.0                | 275,739     | 1.0                        | 275,739     |
| 2092  | Medical Department Associate Chairman-Anesthetist                | K12   | 1.0                     | 317,315     |                    |             |                            |             |
| 6156  | Ch.of the Div.of Pain Mgmt.                                      | K12   |                         |             | 1.0                | 360,000     | 1.0                        | 360,000     |
| 1640  | Attending Physician 10   | K10   | 1.0                     | 264,311     | 1.0                | 269,621     | 1.0                        | 269,621     |
|   |  |       | 4.0                     | \$1,156,009 | 4.0                | \$1,204,004 | 4.0                        | \$1,204,004 |
| 10 Neuroanesthesia - 8970277  |  |       |                         |             |                    |             |                            |             |
| 2092  | Medical Department Associate Chairman-Anesthetist                | K12   | 2.0                     | 695,000     | 2.0                | 695,000     | 2.0                        | 695,000     |
| 1639  | Attending Physician 9  | K09   | 1.0                     | 223,789     | 1.0                | 228,133     | 1.0                        | 228,133     |
|   |  |       | 3.0                     | \$918,789   | 3.0                | \$923,133   | 3.0                        | \$923,133   |
| 11 Trauma Anesthesia - 8970278  |  |       |                         |             |                    |             |                            |             |
| 1838  | Anesthesia Technician Supervisor                                 | 14    | 1.0                     | 50,334      | 1.0                | 34,976      | 1.0                        | 34,976      |
| 1911  | Anesthesia Technician  | 12    | 5.0                     | 243,665     | 5.0                | 243,665     | 5.0                        | 243,665     |
| 1844  | Medical Technologist II  | T16   | 1.0                     | 66,371      | 1.0                | 66,371      | 1.0                        | 66,371      |
| 3994  | Anesthetist  | NS5   | 1.0                     | 170,158     | 1.0                | 170,158     | 1.0                        | 170,158     |
| 3993  | Advanced Practice Nurse - Certified Registered Nurse Anesthetist | RNA   | 12.0                    | 1,731,962   | 12.0               | 1,764,172   | 12.0                       | 1,764,172   |
| 1642  | Attending Physician 12   | K12   | 1.0                     | 267,610     | 1.0                | 267,610     | 1.0                        | 267,610     |
|   |  |       | 21.0                    | \$2,530,100 | 21.0               | \$2,546,952 | 21.0                       | \$2,546,952 |

PERSONAL SERVICES - SUMMARY OF POSITIONS BY BUSINESS UNIT AND JOB CODE  
DEPARTMENT 897 - JOHN H. STROGER, JR. HOSPITAL OF COOK COUNTY

| Job Code                                       | Title  | Grade | 2014 FTE Pos. | Approved & Adopted Salaries | Department Request FTE Pos. | Request Salaries | President's Recommendation FTE Pos. | Recommendation Salaries |
|--|--|-------|---------------|-----------------------------|-----------------------------|------------------|-------------------------------------|-------------------------|
| 12 Ortho/gu Anesthesia - 8970279               |  |       |               |                             |                             |                  |                                     |                         |
| 1649   | Medical Division Chairman 12                             | K12   | 1.0           | 336,620                     | 1.0                         | 336,620          | 1.0                                 | 336,620                 |
| 6158   | Med.Dept.Ch./Ortho & Reg.Anes.                           | K12   |               |                             | 1.0                         | 365,000          | 1.0                                 | 365,000                 |
|  |  |       | 1.0           | \$336,620                   | 2.0                         | \$701,620        | 2.0                                 | \$701,620               |
| 13 Cardiothoracic Anesthesia - 8973013         |  |       |               |                             |                             |                  |                                     |                         |
| 1649   | Medical Division Chairman 12                             | K12   | 1.0           | 298,644                     | 1.0                         | 298,644          | 1.0                                 | 298,644                 |
| 1658   | Attending Physician Senior 12                            | K12   | 2.0           | 554,236                     | 2.0                         | 568,862          | 2.0                                 | 568,862                 |
|  |  |       | 3.0           | \$852,880                   | 3.0                         | \$867,506        | 3.0                                 | \$867,506               |
| 31 Department Of Family Practice               |  |       |               |                             |                             |                  |                                     |                         |
| 01 Administration - 8970280                    |  |       |               |                             |                             |                  |                                     |                         |
| 1816   | Physician Assistant I                                    | 22    | 1.0           | 73,726                      | 1.0                         | 73,726           | 1.0                                 | 73,726                  |
| 0050   | Administrative Assistant IV                              | 18    | 1.0           | 72,274                      | 1.0                         | 72,274           | 1.0                                 | 72,274                  |
| 0936   | Stenographer V   | 13    | 1.0           | 53,328                      | 1.0                         | 53,328           | 1.0                                 | 53,328                  |
| 0954   | Data Entry Operator II                                   | 09    | 1.0           | 43,337                      | 1.0                         | 40,459           | 1.0                                 | 40,459                  |
| 1942   | Clinical Nurse II  | FB    | 1.0           | 59,416                      | 1.0                         | 59,416           | 1.0                                 | 59,416                  |
| 1772   | Medical Department Chairman - Family Practice            | K12   | 1.0           | 269,873                     | 1.0                         | 269,873          | 1.0                                 | 269,873                 |
| 1774   | Medical Department Associate Chairman-Family             | K12   | 1.0           | 239,991                     | 1.0                         | 239,802          | 1.0                                 | 239,802                 |
| 1656   | Attending Physician Senior 10                            | K10   | 0.1           | 230,792                     | 1.0                         | 196,429          | 1.0                                 | 196,429                 |
| 1654   | Attending Physician Senior 8                             | K08   | 2.0           | 436,850                     | 2.0                         | 436,850          | 2.0                                 | 436,850                 |
| 1637   | Attending Physician 7                                    | K07   |               |                             | 1.0                         | 160,104          | 1.0                                 | 160,104                 |
| 1636   | Attending Physician 6                                    | K06   | 4.0           | 719,510                     | 4.0                         | 692,300          | 4.0                                 | 692,300                 |
| 1652   | Attending Physician Senior 6                             | K06   | 10.0          | 2,021,129                   | 11.0                        | 2,006,429        | 11.0                                | 2,006,429               |
|  |  |       | 23.1          | \$4,220,226                 | 26.0                        | \$4,300,990      | 26.0                                | \$4,300,990             |
| 32 Employee Health Service                     |  |       |               |                             |                             |                  |                                     |                         |
| 02 Employee Health Service - 8970284           |  |       |               |                             |                             |                  |                                     |                         |
| 0048   | Administrative Assistant III                             | 16    | 2.0           | 105,502                     | 2.0                         | 111,184          | 2.0                                 | 111,184                 |
| 0047   | Administrative Assistant II                              | 14    | 1.0           | 57,255                      | 1.0                         | 57,255           | 1.0                                 | 57,255                  |
| 1843   | Medical Technologist I                                   | 14    | 1.0           | 56,160                      | 1.0                         | 40,529           | 1.0                                 | 40,529                  |
| 0907   | Clerk V  | 11    | 2.0           | 90,118                      | 2.0                         | 88,560           | 2.0                                 | 88,560                  |
| 4080   | Clerk IV (Public Health)                                 | 10    | 1.0           | 43,337                      | 1.0                         | 43,337           | 1.0                                 | 43,337                  |
| 1941   | Clinical Nurse I   | FA    | 4.0           | 319,491                     | 4.0                         | 351,912          | 4.0                                 | 351,912                 |
| 1942   | Clinical Nurse II  | FB    | 2.0           | 151,615                     | 2.0                         | 151,615          | 2.0                                 | 151,615                 |
| 1943   | Nurse Clinician  | FC    | 1.0           | 94,008                      | 1.0                         | 94,008           | 1.0                                 | 94,008                  |
| 3990   | Advanced Practice Nurse - Nurse Practitioner             | FF    | 2.0           | 186,714                     | 2.0                         | 207,909          | 2.0                                 | 207,909                 |
| 1653   | Attending Physician Senior 7                             | K07   | 1.0           | 219,261                     | 1.0                         | 223,688          | 1.0                                 | 223,688                 |
| 1636   | Attending Physician 6                                    | K06   | 2.0           | 379,744                     | 2.0                         | 379,744          | 2.0                                 | 379,744                 |
| 1652   | Attending Physician Senior 6                             | K06   | 1.0           | 155,948                     |                             |                  |                                     |                         |
| 5296   | Medical Assistant  | 12    | 1.0           | 30,416                      | 1.0                         | 28,361           | 1.0                                 | 28,361                  |
| 5430   | Certified Medical Assistant                              | 10    | 2.0           | 72,891                      | 2.0                         | 66,450           | 2.0                                 | 66,450                  |
|  |  |       | 23.0          | \$1,962,460                 | 22.0                        | \$1,844,552      | 22.0                                | \$1,844,552             |
| 33 Emergency Medicine                          |  |       |               |                             |                             |                  |                                     |                         |
| 01 Emergency Medicine Administration - 8970285 |  |       |               |                             |                             |                  |                                     |                         |
| 6276   | Chair of the Division of Prehospital Medicine            | K12   |               |                             | 1.0                         | 291,000          | 1.0                                 | 291,000                 |
| 2601   | Medical Department Associate Chairman-Emergency Medicine |       | 1.0           | 267,820                     |                             |                  |                                     |                         |
| 5384   | Nurse Coordinator II                                     | NS2   | 2.0           | 174,046                     | 1.0                         | 99,028           | 1.0                                 | 99,028                  |
| 6160   | Ch.of the Div. of Toxicology                             | K12   |               |                             | 1.0                         | 291,000          | 1.0                                 | 291,000                 |
| 6161   | Ch.of the Div. of Ultrasound                             | K12   |               |                             | 1.0                         | 291,000          | 1.0                                 | 291,000                 |
| 6162   | Ch.of the Div.of Emerg.Med.Ed.                           | K12   |               |                             | 1.0                         | 295,000          | 1.0                                 | 295,000                 |
| 6163   | Ch. of the Div. of Observation                           | K12   |               |                             | 1.0                         | 291,001          | 1.0                                 | 291,001                 |

PERSONAL SERVICES - SUMMARY OF POSITIONS BY BUSINESS UNIT AND JOB CODE  
DEPARTMENT 897 - JOHN H. STROGER, JR. HOSPITAL OF COOK COUNTY

| Job Code                                      | Title   | Grade | 2014 Approved & Adopted |              | Department Request |              | President's Recommendation |              |
|---|---|-------|-------------------------|--------------|--------------------|--------------|----------------------------|--------------|
|   |   |       | FTE Pos.                | Salaries     | FTE Pos.           | Salaries     | FTE Pos.                   | Salaries     |
| 6164  | Ch. of the Div. of Research                     | K12   |                         |              | 1.0                | 291,000      | 1.0                        | 291,000      |
| 6165  | Ch. of the Div. of Ad. Em. Med. Sv.             | K12   |                         |              | 1.0                | 295,000      | 1.0                        | 295,000      |
| 5434  | Attending Physician-Emergency Medicine          | K     | 1.0                     | 198,542      |                    |              |                            |              |
| 0295  | Administrative Analyst V                        | 23    | 1.0                     | 79,646       | 1.0                | 82,808       | 1.0                        | 82,808       |
| 1816  | Physician Assistant I                           | 22    | 9.0                     | 868,166      | 9.0                | 863,045      | 9.0                        | 863,045      |
| 0293  | Administrative Analyst III                      | 21    | 2.0                     | 171,843      | 3.0                | 237,599      | 3.0                        | 237,599      |
| 6250  | Residency Program Coordinator                   | 21    |                         |              | 1.0                | 79,646       | 1.0                        | 79,646       |
| 0051  | Administrative Assistant V                      | 20    | 2.0                     | 111,784      | 2.0                | 149,782      | 2.0                        | 149,782      |
| 0050  | Administrative Assistant IV                     | 18    | 1.0                     | 71,011       | 1.0                | 72,274       | 1.0                        | 72,274       |
| 1850  | Research Associate                              | 18    | 1.0                     | 65,620       | 1.0                | 68,054       | 1.0                        | 68,054       |
| 0919  | Business Office Supervisor                      | 13    | 1.0                     | 49,792       | 1.0                | 49,792       | 1.0                        | 49,792       |
| 0936  | Stenographer V                                  | 13    | 1.0                     | 53,328       | 1.0                | 53,328       | 1.0                        | 53,328       |
| 1649  | Medical Division Chairman 12                    | K12   | 2.0                     | 535,640      |                    |              |                            |              |
| 1658  | Attending Physician Senior 12                   | K12   | 1.0                     | 267,820      |                    |              |                            |              |
| 1769  | Medical Department Chairman                     | K12   | 1.0                     | 388,614      | 1.0                | 388,614      | 1.0                        | 388,614      |
| 1640  | Attending Physician 10                          | K10   | 5.0                     | 1,299,562    | 4.0                | 1,046,054    | 4.0                        | 1,046,054    |
| 1656  | Attending Physician Senior 10                   | K10   | 5.0                     | 1,285,615    | 4.0                | 1,029,833    | 4.0                        | 1,029,833    |
| 1639  | Attending Physician 9                           | K09   | 13.5                    | 3,177,669    | 15.0               | 3,458,548    | 15.0                       | 3,458,548    |
| 5200  | Health Systems Emergency Management Coordinator | 20    | 1.0                     | 64,915       | 1.0                | 66,223       | 1.0                        | 66,223       |
| 6251  | Assistant Program Coordinator                   | 18    | 1.0                     | 46,476       |                    |              |                            |              |
| 5237  | Emergency Medical Systems Educator              | 17    | 1.0                     | 64,941       | 1.0                | 66,250       | 1.0                        | 66,250       |
|   |   |       | 52.5                    | \$9,242,850  | 54.0               | \$9,855,879  | 54.0                       | \$9,855,879  |
| 06 Main Emergency Room - 8970287              |   |       |                         |              |                    |              |                            |              |
| 0273  | Information Technician II                       | 13    | 1.0                     | 53,328       |                    |              |                            |              |
| 0919  | Business Office Supervisor                      | 13    | 3.0                     | 159,984      | 3.0                | 159,984      | 3.0                        | 159,984      |
| 0046  | Administrative Assistant I                      | 12    |                         |              | 1.0                | 35,246       | 1.0                        | 35,246       |
| 0907  | Clerk V   | 11    | 36.0                    | 1,542,252    | 35.0               | 1,500,976    | 35.0                       | 1,500,976    |
| 0927  | Administrative Aide (CCU)                       | CE    | 3.0                     | 108,074      | 3.0                | 103,694      | 3.0                        | 103,694      |
|   |   |       | 43.0                    | \$1,863,638  | 42.0               | \$1,799,900  | 42.0                       | \$1,799,900  |
| 08 Adult Emergency Services Nursing - 8973308 |   |       |                         |              |                    |              |                            |              |
| 0048  | Administrative Assistant III                    | 16    | 1.0                     | 59,058       | 1.0                | 60,275       | 1.0                        | 60,275       |
| 2064  | Emergency Room Technician II                    | 16    | 29.0                    | 1,622,121    | 28.0               | 1,606,686    | 28.0                       | 1,606,686    |
| 0936  | Stenographer V                                  | 13    | 1.0                     | 53,328       | 1.0                | 53,328       | 1.0                        | 53,328       |
| 2170  | Emergency Room Technician                       | 13    |                         |              | 1.0                | 40,989       | 1.0                        | 40,989       |
| 1957  | Divisional Nursing Director                     | NS3   | 1.0                     | 116,623      | 1.0                | 116,623      | 1.0                        | 116,623      |
| 5384  | Nurse Coordinator II                            | NS2   | 5.0                     | 462,354      | 6.0                | 559,248      | 6.0                        | 559,248      |
| 1941  | Clinical Nurse I                                | FA    | 109.0                   | 9,079,058    | 107.0              | 8,549,348    | 107.0                      | 8,549,348    |
| 1942  | Clinical Nurse II                               | FB    | 20.0                    | 1,840,263    | 19.0               | 1,685,735    | 19.0                       | 1,685,735    |
| 1943  | Nurse Clinician                                 | FC    | 1.0                     | 95,876       | 2.0                | 193,479      | 2.0                        | 193,479      |
| 1966  | Licensed Practical Nurse II                     | PN2   | 11.0                    | 570,762      | 10.0               | 527,150      | 10.0                       | 527,150      |
|   |   |       | 178.0                   | \$13,899,443 | 176.0              | \$13,392,861 | 176.0                      | \$13,392,861 |
| 34 Department Of Medical Education            |   |       |                         |              |                    |              |                            |              |
| 01 Medical Education Administration - 8970288 |   |       |                         |              |                    |              |                            |              |
| 0816  | Training Coordinator IV                         | 21    | 1.0                     | 61,450       |                    |              |                            |              |
| 6250  | Residency Program Coordinator                   | 21    |                         |              | 2.0                | 122,900      | 2.0                        | 122,900      |
| 1111  | Systems Analyst II                              | 18    | 1.0                     | 53,843       |                    |              |                            |              |
| 0048  | Administrative Assistant III                    | 16    | 1.0                     | 60,243       | 1.0                | 60,859       | 1.0                        | 60,859       |
| 0047  | Administrative Assistant II                     | 14    | 1.0                     | 57,255       | 1.0                | 57,255       | 1.0                        | 57,255       |
| 0907  | Clerk V   | 11    |                         |              | 1.0                | 34,310       | 1.0                        | 34,310       |
| 0906  | Clerk IV  | 09    | 1.0                     | 43,337       | 1.0                | 40,459       | 1.0                        | 40,459       |
| 0911  | Senior Clerk                                    | 09    | 1.0                     | 40,655       |                    |              |                            |              |

PERSONAL SERVICES - SUMMARY OF POSITIONS BY BUSINESS UNIT AND JOB CODE  
DEPARTMENT 897 - JOHN H. STROGER, JR. HOSPITAL OF COOK COUNTY

| Job Code  | Title   | Grade | 2014 Approved & Adopted |             | Department Request |             | President's Recommendation |             |
|---|---|-------|-------------------------|-------------|--------------------|-------------|----------------------------|-------------|
|   |   |       | FTE Pos.                | Salaries    | FTE Pos.           | Salaries    | FTE Pos.                   | Salaries    |
| 1726  | Associate Medical Director                        | K08   | 1.0                     | 235,690     | 1.0                | 240,426     | 1.0                        | 240,426     |
|   |   |       | 7.0                     | \$552,473   | 7.0                | \$556,209   | 7.0                        | \$556,209   |
| 03 Medical CPR/ALS - 8970289                      |   |       |                         |             |                    |             |                            |             |
| 1943  | Nurse Clinician                                   | FC    | 1.0                     | 96,835      | 1.0                | 96,835      | 1.0                        | 96,835      |
| 1981  | Instructor Senior                                 | FD    | 1.0                     | 108,177     | 1.0                | 108,177     | 1.0                        | 108,177     |
|   |   |       | 2.0                     | \$205,012   | 2.0                | \$205,012   | 2.0                        | \$205,012   |
| 05 Tice Library - 8970291                         |   |       |                         |             |                    |             |                            |             |
| 0191  | Librarian V                                       | 20    | 1.0                     | 82,600      | 1.0                | 84,267      | 1.0                        | 84,267      |
| 0911  | Senior Clerk                                      | 09    | 2.0                     | 81,739      | 2.0                | 77,499      | 2.0                        | 77,499      |
|   |   |       | 3.0                     | \$164,339   | 3.0                | \$161,766   | 3.0                        | \$161,766   |
| 10 Medical Education-Medicine - 8973410           |   |       |                         |             |                    |             |                            |             |
| 1794  | Post Graduate Level Physician                     | J1    | 187.3                   | 9,279,983   | 172.7              | 8,862,914   | 172.7                      | 8,862,914   |
| 1793  | Chief Resident                                    | J2    | 8.1                     | 427,288     | 7.0                | 429,549     | 7.0                        | 429,549     |
|   |   |       | 195.4                   | \$9,707,271 | 179.7              | \$9,292,463 | 179.7                      | \$9,292,463 |
| 11 Medical Education-Pediatrics - 8973411         |   |       |                         |             |                    |             |                            |             |
| 1794  | Post Graduate Level Physician                     | J1    | 36.3                    | 1,798,081   | 37.0               | 1,880,921   | 37.0                       | 1,880,921   |
| 1793  | Chief Resident                                    | J2    | 1.0                     | 51,121      | 1.0                | 61,364      | 1.0                        | 61,364      |
|   |   |       | 37.3                    | \$1,849,202 | 38.0               | \$1,942,285 | 38.0                       | \$1,942,285 |
| 12 Medical Education-Emergency Medicine - 8973412 |   |       |                         |             |                    |             |                            |             |
| 1794  | Post Graduate Level Physician                     | J1    | 66.5                    | 3,236,713   | 68.0               | 3,491,871   | 68.0                       | 3,491,871   |
| 1793  | Chief Resident                                    | J2    | 3.0                     | 153,363     | 3.0                | 184,092     | 3.0                        | 184,092     |
| 1817  | Physician Assistant Training Resident             | J1    | 6.6                     | 306,324     | 1.0                | 44,891      | 1.0                        | 44,891      |
| 6051  | Physician Assistant Post-Graduates                | 13    |                         |             | 4.0                | 133,088     | 4.0                        | 133,088     |
|   |   |       | 76.1                    | \$3,696,400 | 76.0               | \$3,853,942 | 76.0                       | \$3,853,942 |
| 13 Medical Education-Surgery - 8973413            |   |       |                         |             |                    |             |                            |             |
| 1794  | Post Graduate Level Physician                     | J1    | 35.3                    | 1,763,018   | 36.0               | 1,876,656   | 36.0                       | 1,876,656   |
| 1793  | Chief Resident                                    | J2    | 3.0                     | 153,363     | 3.0                | 189,737     | 3.0                        | 189,737     |
| 1817  | Physician Assistant Training Resident             | J1    | 4.2                     | 200,130     |                    | 8           |                            | 8           |
|   |   |       | 42.5                    | \$2,116,511 | 39.0               | \$2,066,401 | 39.0                       | \$2,066,401 |
| 14 Medical Education-Anesthesia - 8973414         |   |       |                         |             |                    |             |                            |             |
| 1794  | Post Graduate Level Physician                     | J1    | 38.9                    | 1,907,898   | 36.0               | 1,818,347   | 36.0                       | 1,818,347   |
| 1793  | Chief Resident                                    | J2    | 2.0                     | 102,242     | 3.0                | 184,092     | 3.0                        | 184,092     |
|   |   |       | 40.9                    | \$2,010,140 | 39.0               | \$2,002,439 | 39.0                       | \$2,002,439 |
| 15 Medical Education OB - Gyne - 8973415          |   |       |                         |             |                    |             |                            |             |
| 1817  | Physician Assistant Training Resident             | J1    | 1.4                     | 66,710      |                    | 3           |                            | 3           |
|   |   |       | 1.4                     | \$66,710    |                    | \$3         |                            | \$3         |
| 16 Medical Education-Radiology - 8973416          |   |       |                         |             |                    |             |                            |             |
| 1794  | Post Graduate Level Physician                     | J1    | 15.8                    | 805,060     | 16.0               | 869,437     | 16.0                       | 869,437     |
| 1793  | Chief Resident                                    | J2    | 2.0                     | 102,242     |                    |             |                            |             |
|   |   |       | 17.8                    | \$907,302   | 16.0               | \$869,437   | 16.0                       | \$869,437   |
| 17 Medical Education-Small Programs - 8973417     |   |       |                         |             |                    |             |                            |             |
| 1794  | Post Graduate Level Physician                     | J1    | 5.1                     | 246,054     | 4.0                | 213,404     | 4.0                        | 213,404     |
|   |   |       | 5.1                     | \$246,054   | 4.0                | \$213,404   | 4.0                        | \$213,404   |
| 35 Department Of Trauma                           |   |       |                         |             |                    |             |                            |             |
| 01 Trauma Administration - 8970294                |   |       |                         |             |                    |             |                            |             |
| 6224  | Ch.of the Div. of Trauma Admin                    | K12   |                         |             | 1.0                | 325,000     | 1.0                        | 325,000     |
| 0047  | Administrative Assistant II                       | 14    | 1.0                     | 57,255      | 1.0                | 57,255      | 1.0                        | 57,255      |
| 0911  | Senior Clerk                                      | 09    | 1.0                     | 43,337      | 1.0                | 40,459      | 1.0                        | 40,459      |
| 2199  | Chair Of The Department Of Trauma & Burn Services | K12   | 1.0                     | 425,000     | 1.0                | 425,000     | 1.0                        | 425,000     |

PERSONAL SERVICES - SUMMARY OF POSITIONS BY BUSINESS UNIT AND JOB CODE  
DEPARTMENT 897 - JOHN H. STROGER, JR. HOSPITAL OF COOK COUNTY

| Job Code  | Title   | Grade | 2014 Approved & Adopted |             | Department Request |             | President's Recommendation |             |
|---|---|-------|-------------------------|-------------|--------------------|-------------|----------------------------|-------------|
|   |   |       | FTE Pos.                | Salaries    | FTE Pos.           | Salaries    | FTE Pos.                   | Salaries    |
| 4231  | Associated Medical Chairman                     | K12   | 1.0                     | 304,663     |                    |             |                            |             |
| 1777  | Medical Department Chairman-Physiatrist         | K08   | 1.0                     | 218,277     | 1.0                | 222,517     | 1.0                        | 222,517     |
|   |   |       | 5.0                     | \$1,048,532 | 5.0                | \$1,070,231 | 5.0                        | \$1,070,231 |
| 02 Prehospital Care and Violence Prevention - 8970295 |   |       |                         |             |                    |             |                            |             |
| 6225  | Ch.of the Dv.of Pr.HI.Cr.&V.Pr                  | K12   |                         |             | 1.0                | 325,000     | 1.0                        | 325,000     |
| 1944  | Nurse Epidemiologist                            | FE    | 1.0                     | 111,884     |                    |             |                            |             |
| 1657  | Attending Physician Senior 11                   | K11   | 1.0                     | 277,551     | 2.0                | 427,624     | 2.0                        | 427,624     |
| 6244  | Trauma Program Coordinator                      | 23    |                         |             | 1.0                | 70,658      | 1.0                        | 70,658      |
| 0957  | Medical Records Technician III                  | 16    |                         |             | 1.0                | 40,415      | 1.0                        | 40,415      |
| 2011  | Medical Records Technician Senior               | 16    | 2.0                     | 111,783     | 2.0                | 131,787     | 2.0                        | 131,787     |
| 0955  | Data Entry Operator III                         | 11    | 1.0                     | 46,493      | 1.0                | 46,493      | 1.0                        | 46,493      |
| 0953  | Data Entry Operator I                           | 09    | 1.0                     | 28,640      |                    |             |                            |             |
|   |   |       | 6.0                     | \$576,351   | 8.0                | \$1,041,977 | 8.0                        | \$1,041,977 |
| 03 Trauma Intensive Care - 8970296                    |   |       |                         |             |                    |             |                            |             |
| 0759  | Violence Prevention Program Coordinator         | 23    | 1.0                     | 83,270      | 1.0                | 84,951      | 1.0                        | 84,951      |
| 4231  | Associated Medical Chairman                     | K12   | 1.0                     | 304,663     | 1.0                | 304,663     | 1.0                        | 304,663     |
| 1657  | Attending Physician Senior 11                   | K11   | 1.0                     | 277,551     | 1.0                | 277,551     | 1.0                        | 277,551     |
|   |   |       | 3.0                     | \$665,484   | 3.0                | \$667,165   | 3.0                        | \$667,165   |
| 04 Trauma Research and Education - 8970297            |   |       |                         |             |                    |             |                            |             |
| 4231  | Associated Medical Chairman                     | K12   | 1.0                     | 286,066     | 1.0                | 286,066     | 1.0                        | 286,066     |
| 1657  | Attending Physician Senior 11                   | K11   | 1.0                     | 277,551     | 1.0                | 213,812     | 1.0                        | 213,812     |
|   |   |       | 2.0                     | \$563,617   | 2.0                | \$499,878   | 2.0                        | \$499,878   |
| 05 Burn Services - 8970298                            |   |       |                         |             |                    |             |                            |             |
| 1865  | Scientific Division Chairman                    | 24    | 1.0                     | 99,989      | 1.0                | 99,989      | 1.0                        | 99,989      |
| 1042  | Medical Department Associate Chairman - Surgery | K12   | 1.0                     | 303,149     | 1.0                | 303,149     | 1.0                        | 303,149     |
| 1642  | Attending Physician 12                          | K12   | 1.0                     | 226,574     | 1.0                | 226,574     | 1.0                        | 226,574     |
| 1649  | Medical Division Chairman 12                    | K12   | 1.0                     | 415,604     | 1.0                | 415,604     | 1.0                        | 415,604     |
| 1636  | Attending Physician 6                           | K06   | 1.0                     | 187,854     | 1.0                | 187,854     | 1.0                        | 187,854     |
|   |   |       | 5.0                     | \$1,233,170 | 5.0                | \$1,233,170 | 5.0                        | \$1,233,170 |
| 40 Nursing Service                                    |   |       |                         |             |                    |             |                            |             |
| 02 House Supervision - 8970300                        |   |       |                         |             |                    |             |                            |             |
| 5384  | Nurse Coordinator II                            | NS2   | 3.0                     | 266,595     | 3.0                | 246,360     | 3.0                        | 246,360     |
| 5388  | House Administrator                             | NS2   | 3.0                     | 285,987     | 3.0                | 268,847     | 3.0                        | 268,847     |
| 0936  | Stenographer V                                  | 13    | 1.0                     | 53,328      | 1.0                | 53,328      | 1.0                        | 53,328      |
|   |   |       | 7.0                     | \$605,910   | 7.0                | \$568,535   | 7.0                        | \$568,535   |
| 03 Pool Administration - 8970301                      |   |       |                         |             |                    |             |                            |             |
| 0048  | Administrative Assistant III                    | 16    | 1.0                     | 55,438      | 1.0                | 46,840      | 1.0                        | 46,840      |
|   |   |       | 1.0                     | \$55,438    | 1.0                | \$46,840    | 1.0                        | \$46,840    |
| 05 Systems - 8970302                                  |   |       |                         |             |                    |             |                            |             |
| 0936  | Stenographer V                                  | 13    | 1.0                     | 53,328      | 1.0                | 53,328      | 1.0                        | 53,328      |
| 0907  | Clerk V   | 11    | 2.0                     | 86,544      | 2.0                | 87,692      | 2.0                        | 87,692      |
| 1941  | Clinical Nurse I                                | FA    | 2.0                     | 175,956     | 2.0                | 175,956     | 2.0                        | 175,956     |
|   |   |       | 5.0                     | \$315,828   | 5.0                | \$316,976   | 5.0                        | \$316,976   |
| 10 Nursing Service Administration - 8970299           |   |       |                         |             |                    |             |                            |             |
| 5384  | Nurse Coordinator II                            | NS2   | 1.0                     | 99,328      | 1.0                | 99,328      | 1.0                        | 99,328      |
| 1687  | Assistant Administrator                         | 23    | 1.0                     | 81,687      |                    |             |                            |             |
| 0050  | Administrative Assistant IV                     | 18    |                         |             | 1.0                | 46,476      | 1.0                        | 46,476      |
| 0047  | Administrative Assistant II                     | 14    | 1.0                     | 57,255      | 1.0                | 57,255      | 1.0                        | 57,255      |
| 1723  | Associate Administrator Of Nursing Service      | NS5   | 1.0                     | 160,000     | 1.0                | 160,000     | 1.0                        | 160,000     |
| 1941  | Clinical Nurse I                                | FA    | 1.0                     | 85,416      | 1.0                | 85,416      | 1.0                        | 85,416      |

PERSONAL SERVICES - SUMMARY OF POSITIONS BY BUSINESS UNIT AND JOB CODE  
DEPARTMENT 897 - JOHN H. STROGER, JR. HOSPITAL OF COOK COUNTY

| Job Code   | Title   | Grade | 2014 Approved & Adopted |             | Department Request |             | President's Recommendation |             |
|--|---|-------|-------------------------|-------------|--------------------|-------------|----------------------------|-------------|
|  |   |       | FTE Pos.                | Salaries    | FTE Pos.           | Salaries    | FTE Pos.                   | Salaries    |
| 1966   | Licensed Practical Nurse II                         | PN2   | 1.0                     | 53,016      | 1.0                | 53,016      | 1.0                        | 53,016      |
|  |   |       | 6.0                     | \$536,702   | 6.0                | \$501,491   | 6.0                        | \$501,491   |
| 41 Nursing Education   |   |       |                         |             |                    |             |                            |             |
| 01 Nursing Professional Development & Education - 8970305    |   |       |                         |             |                    |             |                            |             |
| 0936   | Stenographer V                                      | 13    | 1.0                     | 49,792      | 1.0                | 50,085      | 1.0                        | 50,085      |
| 1981   | Instructor Senior                                   | FD    | 3.0                     | 324,531     | 2.0                | 174,727     | 2.0                        | 174,727     |
| 1982   | Master Instructor                                   | FE    | 1.0                     | 67,220      | 2.0                | 173,232     | 2.0                        | 173,232     |
|  |   |       | 5.0                     | \$441,543   | 5.0                | \$398,044   | 5.0                        | \$398,044   |
| 42 Ob/gyne Nursing   |   |       |                         |             |                    |             |                            |             |
| 01 OB/gyne Nursing Administration - 8970312                  |   |       |                         |             |                    |             |                            |             |
| 0936   | Stenographer V                                      | 13    | 1.0                     | 53,328      | 1.0                | 53,328      | 1.0                        | 53,328      |
| 0907   | Clerk V   | 11    | 1.0                     | 46,493      | 1.0                | 46,493      | 1.0                        | 46,493      |
| 1957   | Divisional Nursing Director                         | NS3   | 1.0                     | 115,686     | 1.0                | 116,823     | 1.0                        | 116,823     |
|  |   |       | 3.0                     | \$215,507   | 3.0                | \$216,644   | 3.0                        | \$216,644   |
| 05 Labor, Delivery, Recovery & Observation Ward 57 - 8970315 |   |       |                         |             |                    |             |                            |             |
| 5384   | Nurse Coordinator II                                | NS2   | 1.0                     | 99,128      | 1.0                | 99,128      | 1.0                        | 99,128      |
| 1941   | Clinical Nurse I                                    | FA    | 19.0                    | 1,637,820   | 18.0               | 1,558,195   | 18.0                       | 1,558,195   |
| 1942   | Clinical Nurse II                                   | FB    | 7.0                     | 645,393     | 7.0                | 612,610     | 7.0                        | 612,610     |
| 3991   | Advanced Practice Nurse - Clinical Nurse Specialist | FF    | 1.0                     | 113,021     | 1.0                | 113,021     | 1.0                        | 113,021     |
| 4828   | Ward Clerk  | CF    | 6.0                     | 223,848     | 5.0                | 187,702     | 5.0                        | 187,702     |
| 0927   | Administrative Aide (CCU)                           | CE    | 1.0                     | 34,632      | 1.0                | 35,445      | 1.0                        | 35,445      |
| 2166   | Attendant Patient Care (CCH)                        | CD    | 2.0                     | 63,451      | 2.0                | 65,202      | 2.0                        | 65,202      |
|  |   |       | 37.0                    | \$2,817,293 | 35.0               | \$2,671,303 | 35.0                       | \$2,671,303 |
| 10 Ante Partum/OB-4S - 8970318                               |   |       |                         |             |                    |             |                            |             |
| 1941   | Clinical Nurse I                                    | FA    | 11.0                    | 935,818     | 11.0               | 866,176     | 11.0                       | 866,176     |
| 1942   | Clinical Nurse II                                   | FB    | 7.0                     | 635,624     | 7.0                | 640,379     | 7.0                        | 640,379     |
| 1966   | Licensed Practical Nurse II                         | PN2   | 2.0                     | 106,032     | 2.0                | 106,032     | 2.0                        | 106,032     |
| 4828   | Ward Clerk  | CF    | 7.0                     | 261,942     | 7.0                | 261,991     | 7.0                        | 261,991     |
| 0927   | Administrative Aide (CCU)                           | CE    | 0.5                     | 33,792      | 0.5                | 17,316      | 0.5                        | 17,316      |
|  |   |       | 27.5                    | \$1,973,208 | 27.5               | \$1,891,894 | 27.5                       | \$1,891,894 |
| 13 Gyne -4N - 8970320  |   |       |                         |             |                    |             |                            |             |
| 1941   | Clinical Nurse I                                    | FA    | 4.0                     | 350,159     | 4.0                | 351,806     | 4.0                        | 351,806     |
| 1942   | Clinical Nurse II                                   | FB    | 3.0                     | 274,756     | 3.0                | 275,683     | 3.0                        | 275,683     |
| 1966   | Licensed Practical Nurse II                         | PN2   | 2.0                     | 106,032     | 2.0                | 89,173      | 2.0                        | 89,173      |
| 4828   | Ward Clerk  | CF    | 4.0                     | 151,020     | 4.0                | 145,242     | 4.0                        | 145,242     |
|  |   |       | 13.0                    | \$881,967   | 13.0               | \$861,904   | 13.0                       | \$861,904   |
| 43 Pediatrics Nursing  |   |       |                         |             |                    |             |                            |             |
| 01 Pediatric Nursing Administration - 8970321                |   |       |                         |             |                    |             |                            |             |
| 1943   | Nurse Clinician                                     | FC    | 2.0                     | 193,670     | 2.0                | 193,670     | 2.0                        | 193,670     |
|  |   |       | 2.0                     | \$193,670   | 2.0                | \$193,670   | 2.0                        | \$193,670   |
| 04 Peds General Medicine/ Surgery 4N, 4W And 4S - 8970324    |   |       |                         |             |                    |             |                            |             |
| 1941   | Clinical Nurse I                                    | FA    | 7.0                     | 611,542     | 9.0                | 660,911     | 9.0                        | 660,911     |
| 1942   | Clinical Nurse II                                   | FB    | 4.0                     | 366,968     | 3.0                | 276,591     | 3.0                        | 276,591     |
| 1966   | Licensed Practical Nurse II                         | PN2   | 3.0                     | 159,048     | 2.0                | 106,032     | 2.0                        | 106,032     |
| 4828   | Ward Clerk  | CF    | 5.0                     | 183,585     | 5.0                | 175,392     | 5.0                        | 175,392     |
| 0908   | Ward Clerk  | CE    | 1.0                     | 35,928      | 1.0                | 35,446      | 1.0                        | 35,446      |
| 0927   | Administrative Aide (CCU)                           | CE    | 1.0                     | 38,364      | 1.0                | 37,850      | 1.0                        | 37,850      |
|  |   |       | 21.0                    | \$1,395,435 | 21.0               | \$1,292,222 | 21.0                       | \$1,292,222 |

PERSONAL SERVICES - SUMMARY OF POSITIONS BY BUSINESS UNIT AND JOB CODE  
DEPARTMENT 897 - JOHN H. STROGER, JR. HOSPITAL OF COOK COUNTY

| Job Code  | Title                        | Grade | 2014 Approved & Adopted |             | Department Request |             | President's Recommendation |             |
|---|------------------------------|-------|-------------------------|-------------|--------------------|-------------|----------------------------|-------------|
|   |                              |       | FTE Pos.                | Salaries    | FTE Pos.           | Salaries    | FTE Pos.                   | Salaries    |
| <b>44 Surgery Nursing</b>   |                              |       |                         |             |                    |             |                            |             |
| <b>01 Surgery Nursing Administration - 8970327</b>                  |                              |       |                         |             |                    |             |                            |             |
| 0047  | Administrative Assistant II  | 14    | 1.0                     | 57,255      | 1.0                | 57,255      | 1.0                        | 57,255      |
|   |                              |       | 1.0                     | \$57,255    | 1.0                | \$57,255    | 1.0                        | \$57,255    |
| <b>08 General Surgery/Cardiac/Telemetry-Unit 8E - 8970329</b>       |                              |       |                         |             |                    |             |                            |             |
| 5384  | Nurse Coordinator II         | NS2   | 1.0                     | 99,128      | 1.0                | 76,402      | 1.0                        | 76,402      |
| 1941  | Clinical Nurse I             | FA    | 26.0                    | 2,040,776   | 27.0               | 1,963,173   | 27.0                       | 1,963,173   |
| 1942  | Clinical Nurse II            | FB    | 3.0                     | 257,980     | 3.0                | 243,811     | 3.0                        | 243,811     |
| 1943  | Nurse Clinician              | FC    | 1.0                     | 95,876      | 1.0                | 96,504      | 1.0                        | 96,504      |
| 1966  | Licensed Practical Nurse II  | PN2   | 6.0                     | 304,194     | 5.0                | 235,493     | 5.0                        | 235,493     |
| 4828  | Ward Clerk                   | CF    | 3.0                     | 113,428     | 4.0                | 148,278     | 4.0                        | 148,278     |
| 2086  | Electrocardiogram Technician | 10    | 4.0                     | 147,530     | 3.0                | 118,612     | 3.0                        | 118,612     |
| 0908  | Ward Clerk                   | CE    | 1.0                     | 35,893      |                    |             |                            |             |
| 2166  | Attendant Patient Care (CCH) | CD    | 6.0                     | 211,371     | 7.0                | 248,055     | 7.0                        | 248,055     |
|   |                              |       | 51.0                    | \$3,306,176 | 51.0               | \$3,130,328 | 51.0                       | \$3,130,328 |
| <b>09 General Surgery/Telemetry/Burn Stepdown-Unit 8W - 8970330</b> |                              |       |                         |             |                    |             |                            |             |
| 5384  | Nurse Coordinator II         | NS2   | 1.0                     | 99,328      | 1.0                | 76,345      | 1.0                        | 76,345      |
| 1941  | Clinical Nurse I             | FA    | 27.0                    | 2,044,016   | 25.0               | 1,795,634   | 25.0                       | 1,795,634   |
| 1942  | Clinical Nurse II            | FB    | 3.0                     | 275,683     | 3.0                | 229,037     | 3.0                        | 229,037     |
| 1966  | Licensed Practical Nurse II  | PN2   | 5.0                     | 250,728     | 5.0                | 247,694     | 5.0                        | 247,694     |
| 4828  | Ward Clerk                   | CF    | 3.0                     | 113,428     | 3.0                | 113,428     | 3.0                        | 113,428     |
| 2166  | Attendant Patient Care (CCH) | CD    | 8.0                     | 281,248     | 8.0                | 281,881     | 8.0                        | 281,881     |
|   |                              |       | 47.0                    | \$3,064,431 | 45.0               | \$2,744,019 | 45.0                       | \$2,744,019 |
| <b>10 General Surgery/Orthopedics Unit 8S - 8970331</b>             |                              |       |                         |             |                    |             |                            |             |
| 1941  | Clinical Nurse I             | FA    | 31.0                    | 2,240,098   | 27.0               | 1,910,263   | 27.0                       | 1,910,263   |
| 1942  | Clinical Nurse II            | FB    | 2.0                     | 184,398     | 2.0                | 151,615     | 2.0                        | 151,615     |
| 1966  | Licensed Practical Nurse II  | PN2   | 6.0                     | 285,567     | 5.0                | 250,469     | 5.0                        | 250,469     |
| 4828  | Ward Clerk                   | CF    | 3.0                     | 112,656     | 3.0                | 112,656     | 3.0                        | 112,656     |
| 0927  | Administrative Aide (CCU)    | CE    | 1.0                     | 35,709      | 1.0                | 36,207      | 1.0                        | 36,207      |
| 2166  | Attendant Patient Care (CCH) | CD    | 7.0                     | 234,326     | 7.0                | 232,585     | 7.0                        | 232,585     |
|   |                              |       | 50.0                    | \$3,092,754 | 45.0               | \$2,693,795 | 45.0                       | \$2,693,795 |
| <b>13 Medical Endoscopy - 8970333</b>                               |                              |       |                         |             |                    |             |                            |             |
| 2166  | Attendant Patient Care (CCH) | CD    | 1.0                     | 33,894      | 1.0                | 33,927      | 1.0                        | 33,927      |
|   |                              |       | 1.0                     | \$33,894    | 1.0                | \$33,927    | 1.0                        | \$33,927    |
| <b>18 General Medicine-Unit 6W - 8970328</b>                        |                              |       |                         |             |                    |             |                            |             |
| 5384  | Nurse Coordinator II         | NS2   | 1.0                     | 79,783      | 1.0                | 81,390      | 1.0                        | 81,390      |
| 1941  | Clinical Nurse I             | FA    | 21.0                    | 1,604,412   | 20.0               | 1,483,536   | 20.0                       | 1,483,536   |
| 1942  | Clinical Nurse II            | FB    | 3.0                     | 272,999     | 3.0                | 261,580     | 3.0                        | 261,580     |
| 1966  | Licensed Practical Nurse II  | PN2   | 4.0                     | 204,012     | 3.0                | 152,369     | 3.0                        | 152,369     |
| 4828  | Ward Clerk                   | CF    | 2.0                     | 75,064      | 2.0                | 75,064      | 2.0                        | 75,064      |
| 2166  | Attendant Patient Care (CCH) | CD    | 8.0                     | 278,130     | 8.0                | 279,476     | 8.0                        | 279,476     |
|   |                              |       | 39.0                    | \$2,514,400 | 37.0               | \$2,333,415 | 37.0                       | \$2,333,415 |
| <b>45 Medicine Nursing</b>  |                              |       |                         |             |                    |             |                            |             |
| <b>01 Medicine Nursing Administration - 8970337</b>                 |                              |       |                         |             |                    |             |                            |             |
| 0936  | Stenographer V               | 13    | 2.0                     | 106,656     | 2.0                | 106,656     | 2.0                        | 106,656     |
| 1957  | Divisional Nursing Director  | NS3   | 1.0                     | 115,773     | 1.0                | 115,773     | 1.0                        | 115,773     |
|   |                              |       | 3.0                     | \$222,429   | 3.0                | \$222,429   | 3.0                        | \$222,429   |
| <b>05 General Medicine/Telemetry-Unit 7E - 8970340</b>              |                              |       |                         |             |                    |             |                            |             |
| 5384  | Nurse Coordinator II         | NS2   | 1.0                     | 93,045      | 1.0                | 94,927      | 1.0                        | 94,927      |
| 1941  | Clinical Nurse I             | FA    | 23.0                    | 1,780,602   | 24.0               | 1,748,355   | 24.0                       | 1,748,355   |



PERSONAL SERVICES - SUMMARY OF POSITIONS BY BUSINESS UNIT AND JOB CODE  
DEPARTMENT 897 - JOHN H. STROGER, JR. HOSPITAL OF COOK COUNTY

| Job Code   | Title  | Grade | 2014 Approved & Adopted |             | Department Request |             | President's Recommendation |             |
|--|--|-------|-------------------------|-------------|--------------------|-------------|----------------------------|-------------|
|  |  |       | FTE Pos.                | Salaries    | FTE Pos.           | Salaries    | FTE Pos.                   | Salaries    |
| 1942   | Clinical Nurse II  | FB    | 3.0                     | 275,683     | 3.0                | 243,503     | 3.0                        | 243,503     |
| 1943   | Nurse Clinician  | FC    | 1.0                     | 94,008      | 1.0                | 95,129      | 1.0                        | 95,129      |
| 1966   | Licensed Practical Nurse II                                      | PN2   | 4.0                     | 204,128     | 3.0                | 152,466     | 3.0                        | 152,466     |
| 4828   | Ward Clerk   | CF    | 3.0                     | 112,656     | 3.0                | 112,656     | 3.0                        | 112,656     |
| 2086   | Electrocardiogram Technician                                     | 10    | 6.0                     | 231,549     | 6.0                | 234,669     | 6.0                        | 234,669     |
| 2166   | Attendant Patient Care (CCH)                                     | CD    | 9.0                     | 302,201     | 9.0                | 304,858     | 9.0                        | 304,858     |
|  |  |       | 50.0                    | \$3,093,872 | 50.0               | \$2,986,563 | 50.0                       | \$2,986,563 |
| 09 General Medicine/Telemetry-Unit 7W - 8970342          |  |       |                         |             |                    |             |                            |             |
| 5384   | Nurse Coordinator II   | NS2   | 1.0                     | 96,634      | 1.0                | 98,265      | 1.0                        | 98,265      |
| 1941   | Clinical Nurse I   | FA    | 23.0                    | 1,807,873   | 21.0               | 1,653,427   | 21.0                       | 1,653,427   |
| 1942   | Clinical Nurse II  | FB    | 3.0                     | 276,597     | 3.0                | 276,597     | 3.0                        | 276,597     |
| 1966   | Licensed Practical Nurse II                                      | PN2   | 5.0                     | 258,656     | 5.0                | 243,195     | 5.0                        | 243,195     |
| 4828   | Ward Clerk   | CF    | 4.0                     | 148,584     | 5.0                | 181,170     | 5.0                        | 181,170     |
| 2166   | Attendant Patient Care (CCH)                                     | CD    | 8.0                     | 276,090     | 8.0                | 275,142     | 8.0                        | 275,142     |
|  |  |       | 44.0                    | \$2,864,434 | 43.0               | \$2,727,796 | 43.0                       | \$2,727,796 |
| 12 General Medicine/Infectious Disease Unit 7S - 8970343 |  |       |                         |             |                    |             |                            |             |
| 1966   | Licensed Practical Nurse II                                      | PN2   | 6.0                     | 303,143     | 4.0                | 211,506     | 4.0                        | 211,506     |
| 5390   | Divisional Nursing Director-Technical Support & Special Projects | NS3   | 1.0                     | 101,229     | 1.0                | 103,267     | 1.0                        | 103,267     |
| 1941   | Clinical Nurse I   | FA    | 26.0                    | 1,921,335   | 27.0               | 1,944,033   | 27.0                       | 1,944,033   |
| 1942   | Clinical Nurse II  | FB    | 3.0                     | 266,828     | 3.0                | 238,800     | 3.0                        | 238,800     |
| 4828   | Ward Clerk   | CF    | 3.0                     | 113,428     | 3.0                | 107,650     | 3.0                        | 107,650     |
| 0927   | Administrative Aide (CCU)  | CE    | 1.0                     | 34,632      | 1.0                | 35,410      | 1.0                        | 35,410      |
| 2166   | Attendant Patient Care (CCH)                                     | CD    | 9.0                     | 303,078     | 9.0                | 304,916     | 9.0                        | 304,916     |
|  |  |       | 49.0                    | \$3,043,673 | 48.0               | \$2,945,582 | 48.0                       | \$2,945,582 |
| 13 General Medicine/Oncology-Unit 6S - 8970344           |  |       |                         |             |                    |             |                            |             |
| 1966   | Licensed Practical Nurse II                                      | PN2   | 6.0                     | 310,383     | 6.0                | 300,710     | 6.0                        | 300,710     |
| 5384   | Nurse Coordinator II   | NS2   | 1.0                     | 99,128      | 1.0                | 99,228      | 1.0                        | 99,228      |
| 1941   | Clinical Nurse I   | FA    | 22.0                    | 1,673,725   | 22.0               | 1,598,004   | 22.0                       | 1,598,004   |
| 1942   | Clinical Nurse II  | FB    | 3.0                     | 276,597     | 2.0                | 151,616     | 2.0                        | 151,616     |
| 4828   | Ward Clerk   | CF    | 4.0                     | 153,456     | 4.0                | 150,986     | 4.0                        | 150,986     |
| 2166   | Attendant Patient Care (CCH)                                     | CD    | 9.0                     | 302,998     | 7.0                | 243,313     | 7.0                        | 243,313     |
|  |  |       | 45.0                    | \$2,816,287 | 42.0               | \$2,543,857 | 42.0                       | \$2,543,857 |
| 17 General Medicine Unit 6E - 8970346                    |  |       |                         |             |                    |             |                            |             |
| 1966   | Licensed Practical Nurse II                                      | PN2   | 6.0                     | 312,324     | 5.0                | 261,440     | 5.0                        | 261,440     |
| 5384   | Nurse Coordinator II   | NS2   | 1.0                     | 90,185      | 1.0                | 92,001      | 1.0                        | 92,001      |
| 1941   | Clinical Nurse I   | FA    | 22.0                    | 1,733,854   | 20.0               | 1,579,652   | 20.0                       | 1,579,652   |
| 1942   | Clinical Nurse II  | FB    | 3.0                     | 257,980     | 3.0                | 243,814     | 3.0                        | 243,814     |
| 1943   | Nurse Clinician  | FC    | 1.0                     | 96,835      | 1.0                | 96,562      | 1.0                        | 96,562      |
| 4828   | Ward Clerk   | CF    | 3.0                     | 110,992     | 2.0                | 74,292      | 2.0                        | 74,292      |
| 0912   | Administrative Aide  | CC    | 1.0                     | 36,230      | 1.0                | 36,230      | 1.0                        | 36,230      |
| 2166   | Attendant Patient Care (CCH)                                     | CD    | 10.0                    | 337,789     | 9.0                | 303,946     | 9.0                        | 303,946     |
|  |  |       | 47.0                    | \$2,976,189 | 42.0               | \$2,687,937 | 42.0                       | \$2,687,937 |
| 18 Short Stay Unit - 8970347                             |  |       |                         |             |                    |             |                            |             |
| 1941   | Clinical Nurse I   | FA    |                         |             | 9.5                | 535,763     | 9.5                        | 535,763     |
| 1942   | Clinical Nurse II  | FB    |                         |             | 3.0                | 178,248     | 3.0                        | 178,248     |
| 4828   | Ward Clerk   | CF    |                         |             | 5.0                | 163,256     | 5.0                        | 163,256     |
| 2166   | Attendant Patient Care (CCH)                                     | CD    |                         |             | 4.0                | 122,189     | 4.0                        | 122,189     |
|  |  |       |                         |             | 21.5               | \$999,456   | 21.5                       | \$999,456   |

PERSONAL SERVICES - SUMMARY OF POSITIONS BY BUSINESS UNIT AND JOB CODE  
DEPARTMENT 897 - JOHN H. STROGER, JR. HOSPITAL OF COOK COUNTY

| Job Code   | Title   | Grade | 2014 Approved & Adopted |             | Department Request |             | President's Recommendation |             |
|--|---|-------|-------------------------|-------------|--------------------|-------------|----------------------------|-------------|
|  |   |       | FTE Pos.                | Salaries    | FTE Pos.           | Salaries    | FTE Pos.                   | Salaries    |
| <b>46 Nursing Critical Care - Adults</b>                 |   |       |                         |             |                    |             |                            |             |
| <b>01 Nursing Critical Care Administration - 8970348</b> |   |       |                         |             |                    |             |                            |             |
| 5384   | Nurse Coordinator II                                | NS2   |                         |             | 1.0                | 75,018      | 1.0                        | 75,018      |
| 0936   | Stenographer V                                      | 13    | 1.0                     | 53,328      | 1.0                | 53,328      | 1.0                        | 53,328      |
| 1958   | Assistant Director Of Nursing & Patient             | NS3   | 1.0                     | 111,110     | 1.0                | 113,344     | 1.0                        | 113,344     |
|  |   |       | 2.0                     | \$164,438   | 3.0                | \$241,690   | 3.0                        | \$241,690   |
| <b>02 Neurological Intensive Care - 8970349</b>          |   |       |                         |             |                    |             |                            |             |
| 1941   | Clinical Nurse I                                    | FA    | 19.0                    | 1,581,879   | 19.0               | 1,467,425   | 19.0                       | 1,467,425   |
| 1942   | Clinical Nurse II                                   | FB    | 4.0                     | 368,796     | 4.0                | 368,796     | 4.0                        | 368,796     |
| 3991   | Advanced Practice Nurse - Clinical Nurse Specialist | FF    | 1.0                     | 113,021     | 1.0                | 113,021     | 1.0                        | 113,021     |
| 4828   | Ward Clerk  | CF    | 1.0                     | 35,928      | 1.0                | 35,928      | 1.0                        | 35,928      |
| 0927   | Administrative Aide (CCU)                           | CE    | 1.0                     | 37,850      | 1.0                | 32,041      | 1.0                        | 32,041      |
| 2166   | Attendant Patient Care (CCH)                        | CD    | 1.0                     | 36,230      | 1.0                | 36,230      | 1.0                        | 36,230      |
|  |   |       | 27.0                    | \$2,173,704 | 27.0               | \$2,053,441 | 27.0                       | \$2,053,441 |
| <b>04 Burn Nursing ICU - 8970351</b>                     |   |       |                         |             |                    |             |                            |             |
| 1941   | Clinical Nurse I                                    | FA    | 14.0                    | 1,173,151   | 14.0               | 1,171,246   | 14.0                       | 1,171,246   |
| 1942   | Clinical Nurse II                                   | FB    | 1.0                     | 74,496      | 1.0                | 59,416      | 1.0                        | 59,416      |
| 2166   | Attendant Patient Care (CCH)                        | CD    | 1.0                     | 36,230      | 1.0                | 36,230      | 1.0                        | 36,230      |
|  |   |       | 16.0                    | \$1,283,877 | 16.0               | \$1,266,892 | 16.0                       | \$1,266,892 |
| <b>05 Burn Nursing Stepdown - 8970352</b>                |   |       |                         |             |                    |             |                            |             |
| 1941   | Clinical Nurse I                                    | FA    | 8.0                     | 674,990     | 8.0                | 607,718     | 8.0                        | 607,718     |
| 1942   | Clinical Nurse II                                   | FB    | 2.0                     | 184,398     | 2.0                | 184,398     | 2.0                        | 184,398     |
| 1943   | Nurse Clinician                                     | FC    | 1.0                     | 96,835      | 1.0                | 96,835      | 1.0                        | 96,835      |
| 1966   | Licensed Practical Nurse II                         | PN2   | 2.0                     | 104,978     | 2.0                | 104,978     | 2.0                        | 104,978     |
|  |   |       | 13.0                    | \$1,061,201 | 13.0               | \$993,929   | 13.0                       | \$993,929   |
| <b>06 Catheterization Laboratory - 8970353</b>           |   |       |                         |             |                    |             |                            |             |
| 1941   | Clinical Nurse I                                    | FA    | 4.0                     | 351,041     | 4.0                | 266,436     | 4.0                        | 266,436     |
| 1942   | Clinical Nurse II                                   | FB    | 1.0                     | 92,199      | 1.0                | 59,416      | 1.0                        | 59,416      |
| 2166   | Attendant Patient Care (CCH)                        | CD    | 1.0                     | 33,927      | 1.0                | 33,927      | 1.0                        | 33,927      |
|  |   |       | 6.0                     | \$477,167   | 6.0                | \$359,779   | 6.0                        | \$359,779   |
| <b>07 Coronary Care Unit - 8970354</b>                   |   |       |                         |             |                    |             |                            |             |
| 5384   | Nurse Coordinator II                                | NS2   | 1.0                     | 78,460      | 1.0                | 76,708      | 1.0                        | 76,708      |
| 1941   | Clinical Nurse I                                    | FA    | 16.0                    | 1,380,207   | 17.0               | 1,387,085   | 17.0                       | 1,387,085   |
| 1942   | Clinical Nurse II                                   | FB    | 4.0                     | 367,882     | 3.0                | 243,668     | 3.0                        | 243,668     |
| 4828   | Ward Clerk  | CF    | 2.0                     | 72,863      | 1.0                | 35,894      | 1.0                        | 35,894      |
| 0927   | Administrative Aide (CCU)                           | CE    | 1.0                     | 37,850      | 1.0                | 37,850      | 1.0                        | 37,850      |
|  |   |       | 24.0                    | \$1,937,262 | 23.0               | \$1,781,205 | 23.0                       | \$1,781,205 |
| <b>08 Medical ICU - 8970355</b>                          |   |       |                         |             |                    |             |                            |             |
| 1941   | Clinical Nurse I                                    | FA    | 45.0                    | 3,768,437   | 44.0               | 3,505,188   | 44.0                       | 3,505,188   |
| 1942   | Clinical Nurse II                                   | FB    | 6.0                     | 535,491     | 6.0                | 520,411     | 6.0                        | 520,411     |
| 1943   | Nurse Clinician                                     | FC    | 1.0                     | 96,835      | 1.0                | 96,835      | 1.0                        | 96,835      |
| 4828   | Ward Clerk  | CF    | 4.0                     | 146,800     | 4.0                | 146,800     | 4.0                        | 146,800     |
| 2166   | Attendant Patient Care (CCH)                        | CD    | 4.0                     | 138,706     | 4.0                | 135,359     | 4.0                        | 135,359     |
|  |   |       | 60.0                    | \$4,686,269 | 59.0               | \$4,404,593 | 59.0                       | \$4,404,593 |
| <b>09 Trauma Observation - 8970356</b>                   |   |       |                         |             |                    |             |                            |             |
| 1941   | Clinical Nurse I                                    | FA    | 8.0                     | 696,849     | 7.0                | 581,508     | 7.0                        | 581,508     |
| 1942   | Clinical Nurse II                                   | FB    | 2.0                     | 184,398     | 2.0                | 184,398     | 2.0                        | 184,398     |
| 2166   | Attendant Patient Care (CCH)                        | CD    | 1.0                     | 36,230      | 1.0                | 36,230      | 1.0                        | 36,230      |
|  |   |       | 11.0                    | \$917,477   | 10.0               | \$802,136   | 10.0                       | \$802,136   |

PERSONAL SERVICES - SUMMARY OF POSITIONS BY BUSINESS UNIT AND JOB CODE  
DEPARTMENT 897 - JOHN H. STROGER, JR. HOSPITAL OF COOK COUNTY

| Job Code   | Title                        | Grade | 2014 FTE Pos. | Approved & Adopted Salaries | Department Request FTE Pos. | Request Salaries | President's Recommendation FTE Pos. | Recommendation Salaries |
|--|------------------------------|-------|---------------|-----------------------------|-----------------------------|------------------|-------------------------------------|-------------------------|
| 10 Trauma Resuscitation (Peds.nsg.appr.) - 8970357 |                              |       |               |                             |                             |                  |                                     |                         |
| 1941   | Clinical Nurse I             | FA    | 13.0          | 1,068,596                   | 13.0                        | 1,030,462        | 13.0                                | 1,030,462               |
| 1942   | Clinical Nurse II            | FB    | 2.0           | 184,398                     | 2.0                         | 184,398          | 2.0                                 | 184,398                 |
| 4828   | Ward Clerk                   | CF    | 4.0           | 147,948                     | 4.0                         | 147,692          | 4.0                                 | 147,692                 |
| 0908   | Ward Clerk                   | CE    | 1.0           | 36,700                      | 1.0                         | 36,207           | 1.0                                 | 36,207                  |
|  |                              |       | 20.0          | \$1,437,642                 | 20.0                        | \$1,398,759      | 20.0                                | \$1,398,759             |
| 11 Trauma ICU - 8970358                            |                              |       |               |                             |                             |                  |                                     |                         |
| 5384   | Nurse Coordinator II         | NS2   | 1.0           | 99,328                      | 1.0                         | 99,328           | 1.0                                 | 99,328                  |
| 1941   | Clinical Nurse I             | FA    | 26.0          | 2,185,344                   | 27.0                        | 2,084,354        | 27.0                                | 2,084,354               |
| 1942   | Clinical Nurse II            | FB    | 4.0           | 368,796                     | 3.0                         | 276,597          | 3.0                                 | 276,597                 |
| 4828   | Ward Clerk                   | CF    | 3.0           | 109,610                     | 4.0                         | 145,629          | 4.0                                 | 145,629                 |
| 0908   | Ward Clerk                   | CE    | 2.0           | 72,628                      | 1.0                         | 36,207           | 1.0                                 | 36,207                  |
| 2166   | Attendant Patient Care (CCH) | CD    | 2.0           | 68,121                      | 2.0                         | 67,854           | 2.0                                 | 67,854                  |
|  |                              |       | 38.0          | \$2,903,827                 | 38.0                        | \$2,709,969      | 38.0                                | \$2,709,969             |
| 12 SICU Nursing - 8970350                          |                              |       |               |                             |                             |                  |                                     |                         |
| 5384   | Nurse Coordinator II         | NS2   | 1.0           | 97,228                      | 1.0                         | 75,018           | 1.0                                 | 75,018                  |
| 1941   | Clinical Nurse I             | FA    | 27.0          | 2,306,057                   | 26.0                        | 2,192,039        | 26.0                                | 2,192,039               |
| 1942   | Clinical Nurse II            | FB    | 3.0           | 276,597                     | 4.0                         | 303,230          | 4.0                                 | 303,230                 |
| 4828   | Ward Clerk                   | CF    | 3.0           | 110,221                     | 3.0                         | 104,443          | 3.0                                 | 104,443                 |
|  |                              |       | 34.0          | \$2,790,103                 | 34.0                        | \$2,674,730      | 34.0                                | \$2,674,730             |
| 47 Diagnostic and Specialty Services Division      |                              |       |               |                             |                             |                  |                                     |                         |
| 02 IV Chemotherapy - 8977407                       |                              |       |               |                             |                             |                  |                                     |                         |
| 5384   | Nurse Coordinator II         | NS2   | 1.0           | 78,460                      | 1.0                         | 80,971           | 1.0                                 | 80,971                  |
| 1941   | Clinical Nurse I             | FA    | 1.0           | 71,134                      | 1.0                         | 56,396           | 1.0                                 | 56,396                  |
| 1943   | Nurse Clinician              | FC    | 8.0           | 740,046                     | 8.0                         | 707,328          | 8.0                                 | 707,328                 |
| 0908   | Ward Clerk                   | CE    | 1.0           | 35,956                      | 1.0                         | 36,207           | 1.0                                 | 36,207                  |
|  |                              |       | 11.0          | \$925,596                   | 11.0                        | \$880,902        | 11.0                                | \$880,902               |
| 03 Child Life Program - 8977408                    |                              |       |               |                             |                             |                  |                                     |                         |
| 1627   | Activities Worker III        | 14    | 1.0           | 54,528                      | 1.0                         | 54,528           | 1.0                                 | 54,528                  |
|  |                              |       | 1.0           | \$54,528                    | 1.0                         | \$54,528         | 1.0                                 | \$54,528                |
| 07 Renal Dialysis - 8977412                        |                              |       |               |                             |                             |                  |                                     |                         |
| 0907   | Clerk V                      | 11    | 1.0           | 46,493                      | 1.0                         | 32,912           | 1.0                                 | 32,912                  |
| 1941   | Clinical Nurse I             | FA    | 10.0          | 841,065                     | 11.0                        | 826,051          | 11.0                                | 826,051                 |
| 1942   | Clinical Nurse II            | FB    | 1.0           | 92,199                      | 1.0                         | 59,416           | 1.0                                 | 59,416                  |
| 1943   | Nurse Clinician              | FC    | 1.0           | 63,160                      | 1.0                         | 96,835           | 1.0                                 | 96,835                  |
| 1966   | Licensed Practical Nurse II  | PN2   | 3.0           | 158,521                     | 2.0                         | 105,505          | 2.0                                 | 105,505                 |
| 4828   | Ward Clerk                   | CF    | 1.0           | 35,893                      | 1.0                         | 35,928           | 1.0                                 | 35,928                  |
|  |                              |       | 17.0          | \$1,237,331                 | 17.0                        | \$1,156,647      | 17.0                                | \$1,156,647             |
| 08 Pain Management - 8977413                       |                              |       |               |                             |                             |                  |                                     |                         |
| 0907   | Clerk V                      | 11    | 1.0           | 46,493                      | 1.0                         | 46,493           | 1.0                                 | 46,493                  |
| 1941   | Clinical Nurse I             | FA    | 1.0           | 87,978                      | 1.0                         | 87,978           | 1.0                                 | 87,978                  |
| 1942   | Clinical Nurse II            | FB    | 1.0           | 91,285                      | 1.0                         | 92,196           | 1.0                                 | 92,196                  |
| 1943   | Nurse Clinician              | FC    | 1.0           | 96,835                      | 1.0                         | 96,835           | 1.0                                 | 96,835                  |
| 0912   | Administrative Aide          | CC    | 1.0           | 36,230                      | 1.0                         | 36,230           | 1.0                                 | 36,230                  |
| 2166   | Attendant Patient Care (CCH) | CD    | 1.0           | 36,230                      | 1.0                         | 36,230           | 1.0                                 | 36,230                  |
|  |                              |       | 6.0           | \$395,051                   | 6.0                         | \$395,962        | 6.0                                 | \$395,962               |
| 49 Nursing Critical Care - Pediatrics              |                              |       |               |                             |                             |                  |                                     |                         |
| 05 Peds. - ICU - 8970362                           |                              |       |               |                             |                             |                  |                                     |                         |
| 1941   | Clinical Nurse I             | FA    | 15.0          | 1,280,541                   | 15.0                        | 1,277,347        | 15.0                                | 1,277,347               |
| 1942   | Clinical Nurse II            | FB    | 1.0           | 91,285                      | 1.0                         | 92,199           | 1.0                                 | 92,199                  |

PERSONAL SERVICES - SUMMARY OF POSITIONS BY BUSINESS UNIT AND JOB CODE

DEPARTMENT 897 - JOHN H. STROGER, JR. HOSPITAL OF COOK COUNTY

| Job Code   | Title   | Grade | 2014 Approved & Adopted |             | Department Request |             | President's Recommendation |             |
|--|---|-------|-------------------------|-------------|--------------------|-------------|----------------------------|-------------|
|  |   |       | FTE Pos.                | Salaries    | FTE Pos.           | Salaries    | FTE Pos.                   | Salaries    |
| 3991   | Advanced Practice Nurse - Clinical Nurse Specialist     | FF    | 1.0                     | 113,021     | 1.0                | 113,021     | 1.0                        | 113,021     |
| 4828   | Ward Clerk  | CF    | 3.0                     | 115,092     | 3.0                | 115,092     | 3.0                        | 115,092     |
|  |   |       | 20.0                    | \$1,599,939 | 20.0               | \$1,597,659 | 20.0                       | \$1,597,659 |
| 07 Neonatal ICU - 8970363  |   |       |                         |             |                    |             |                            |             |
| 5384   | Nurse Coordinator II                                    | NS2   | 1.0                     | 75,018      | 1.0                | 75,018      | 1.0                        | 75,018      |
| 1941   | Clinical Nurse I  | FA    | 51.0                    | 4,295,276   | 54.0               | 4,196,538   | 54.0                       | 4,196,538   |
| 1942   | Clinical Nurse II                                       | FB    | 6.0                     | 535,491     | 6.0                | 454,845     | 6.0                        | 454,845     |
| 1943   | Nurse Clinician   | FC    | 2.0                     | 193,670     | 2.0                | 193,670     | 2.0                        | 193,670     |
| 3991   | Advanced Practice Nurse - Clinical Nurse Specialist     | FF    | 1.0                     | 113,021     | 1.0                | 113,021     | 1.0                        | 113,021     |
| 4828   | Ward Clerk  | CF    | 4.0                     | 141,831     | 5.0                | 172,956     | 5.0                        | 172,956     |
| 0908   | Ward Clerk  | CE    | 1.0                     | 30,202      |                    |             |                            |             |
| 0927   | Administrative Aide (CCU)                               | CE    | 1.0                     | 36,700      | 1.0                | 36,207      | 1.0                        | 36,207      |
|  |   |       | 67.0                    | \$5,421,209 | 70.0               | \$5,242,255 | 70.0                       | \$5,242,255 |
| 08 Neonatal Intermediate - 8970364                                       |   |       |                         |             |                    |             |                            |             |
| 1941   | Clinical Nurse I  | FA    | 11.0                    | 965,196     | 8.0                | 701,262     | 8.0                        | 701,262     |
| 4828   | Ward Clerk  | CF    | 2.0                     | 72,628      | 2.0                | 72,628      | 2.0                        | 72,628      |
|  |   |       | 13.0                    | \$1,037,824 | 10.0               | \$773,890   | 10.0                       | \$773,890   |
| 50 Operating Rooms/post Anesthesiology Recovery                          |   |       |                         |             |                    |             |                            |             |
| 01 Operating Rooms/post Anesthesiology Recovery Administration - 8970365 |   |       |                         |             |                    |             |                            |             |
| 5384   | Nurse Coordinator II                                    | NS2   | 5.0                     | 468,110     | 6.0                | 524,723     | 6.0                        | 524,723     |
| 5349   | Central Sterile Supply Coordinator                      | 21    | 1.0                     | 64,196      | 1.0                | 78,090      | 1.0                        | 78,090      |
| 0936   | Stenographer V  | 13    | 1.0                     | 53,328      | 1.0                | 53,328      | 1.0                        | 53,328      |
| 0907   | Clerk V   | 11    | 2.0                     | 88,940      | 2.0                | 89,905      | 2.0                        | 89,905      |
|  |   |       | 9.0                     | \$674,574   | 10.0               | \$746,046   | 10.0                       | \$746,046   |
| 02 Operating Rooms - 8970366   |   |       |                         |             |                    |             |                            |             |
| 5384   | Nurse Coordinator II                                    | NS2   | 1.0                     | 31,246      |                    |             |                            |             |
| 1964   | Operating Room Technician                               | 12    | 24.0                    | 1,030,045   | 23.0               | 989,294     | 23.0                       | 989,294     |
| 1941   | Clinical Nurse I  | FA    | 41.5                    | 3,460,550   | 41.5               | 3,387,392   | 41.5                       | 3,387,392   |
| 1942   | Clinical Nurse II                                       | FB    | 15.0                    | 1,350,202   | 15.0               | 1,284,360   | 15.0                       | 1,284,360   |
| 1943   | Nurse Clinician   | FC    | 1.0                     | 96,835      | 1.0                | 96,835      | 1.0                        | 96,835      |
| 1240   | Storekeeper Leadman/JHS/ACHN/CHS                        | CG    | 1.0                     | 38,894      | 1.0                | 38,894      | 1.0                        | 38,894      |
| 0908   | Ward Clerk  | CE    | 1.0                     | 38,364      | 1.0                | 37,850      | 1.0                        | 37,850      |
| 2166   | Attendant Patient Care (CCH)                            | CD    | 4.0                     | 137,099     | 4.0                | 137,131     | 4.0                        | 137,131     |
| 1697   | Certified Nursing Assistant (As Required Not to Exceed) | DE    | 1.0                     | 35,764      | 1.0                | 35,764      | 1.0                        | 35,764      |
|  |   |       | 89.5                    | \$6,218,999 | 87.5               | \$6,007,520 | 87.5                       | \$6,007,520 |
| 03 Endoscopy - 8970367   |   |       |                         |             |                    |             |                            |             |
| 1941   | Clinical Nurse I  | FA    | 14.6                    | 1,210,164   | 12.6               | 1,071,409   | 12.6                       | 1,071,409   |
| 1942   | Clinical Nurse II                                       | FB    | 3.0                     | 276,597     | 4.0                | 336,013     | 4.0                        | 336,013     |
| 1943   | Nurse Clinician   | FC    | 1.0                     | 63,160      |                    |             |                            |             |
| 1966   | Licensed Practical Nurse II                             | PN2   | 5.0                     | 248,221     | 5.0                | 248,221     | 5.0                        | 248,221     |
| 4828   | Ward Clerk  | CF    | 2.0                     | 75,064      | 2.0                | 75,064      | 2.0                        | 75,064      |
| 1967   | Transporter CCH   | CC    | 1.0                     | 36,230      | 1.0                | 36,230      | 1.0                        | 36,230      |
| 0927   | Administrative Aide (CCU)                               | CE    | 1.0                     | 36,700      | 1.0                | 36,207      | 1.0                        | 36,207      |
| 2166   | Attendant Patient Care (CCH)                            | CD    | 1.0                     | 33,927      | 1.0                | 33,927      | 1.0                        | 33,927      |
|  |   |       | 28.6                    | \$1,980,063 | 26.6               | \$1,837,071 | 26.6                       | \$1,837,071 |
| 07 Post Anesthesiology Recovery Wards 70 & 80 - 8970368                  |   |       |                         |             |                    |             |                            |             |
| 1941   | Clinical Nurse I  | FA    | 20.0                    | 1,673,319   | 20.0               | 1,641,700   | 20.0                       | 1,641,700   |
| 1942   | Clinical Nurse II                                       | FB    | 4.0                     | 336,013     | 4.0                | 336,013     | 4.0                        | 336,013     |
| 1943   | Nurse Clinician   | FC    | 1.0                     | 96,835      | 1.0                | 96,835      | 1.0                        | 96,835      |

PERSONAL SERVICES - SUMMARY OF POSITIONS BY BUSINESS UNIT AND JOB CODE  
DEPARTMENT 897 - JOHN H. STROGER, JR. HOSPITAL OF COOK COUNTY

| Job Code  | Title   | Grade | 2014 Approved & Adopted |             | Department Request |             | President's Recommendation |             |
|---|---|-------|-------------------------|-------------|--------------------|-------------|----------------------------|-------------|
|   |   |       | FTE Pos.                | Salaries    | FTE Pos.           | Salaries    | FTE Pos.                   | Salaries    |
| 4828  | Ward Clerk  | CF    | 2.0                     | 69,082      | 2.0                | 74,257      | 2.0                        | 74,257      |
| 2166  | Attendant Patient Care (CCH)                                | CD    | 1.0                     | 34,655      | 1.0                | 34,655      | 1.0                        | 34,655      |
|   |   |       | 28.0                    | \$2,209,904 | 28.0               | \$2,183,460 | 28.0                       | \$2,183,460 |
| 08 Same Day Surgery - 8970369                     |   |       |                         |             |                    |             |                            |             |
| 0907  | Clerk V   | 11    | 2.0                     | 87,692      | 2.0                | 87,692      | 2.0                        | 87,692      |
| 1941  | Clinical Nurse I  | FA    | 13.8                    | 1,153,085   | 13.8               | 1,072,963   | 13.8                       | 1,072,963   |
| 1942  | Clinical Nurse II   | FB    | 2.0                     | 184,306     | 2.0                | 151,615     | 2.0                        | 151,615     |
| 4828  | Ward Clerk  | CF    | 4.0                     | 148,464     | 4.0                | 148,464     | 4.0                        | 148,464     |
| 2166  | Attendant Patient Care (CCH)                                | CD    | 2.0                     | 67,788      | 2.0                | 64,745      | 2.0                        | 64,745      |
| 0909  | Ward Clerk  | DE    | 1.0                     | 35,893      | 1.0                | 32,041      | 1.0                        | 32,041      |
|   |   |       | 24.8                    | \$1,677,228 | 24.8               | \$1,557,520 | 24.8                       | \$1,557,520 |
| 57 Quality Assurance                              |   |       |                         |             |                    |             |                            |             |
| 01 Quality Assurance Administration - 8970378     |   |       |                         |             |                    |             |                            |             |
| 5389  | Divisional Nursing Director-Quality Assurance & Improvement | NS3   | 1.0                     | 102,243     | 1.0                | 104,304     | 1.0                        | 104,304     |
| 1941  | Clinical Nurse I  | FA    | 1.0                     | 87,978      | 1.0                | 87,978      | 1.0                        | 87,978      |
| 1942  | Clinical Nurse II   | FB    | 1.0                     | 91,285      | 1.0                | 92,196      | 1.0                        | 92,196      |
|   |   |       | 3.0                     | \$281,506   | 3.0                | \$284,478   | 3.0                        | \$284,478   |
| 65 Volunteers                                     |   |       |                         |             |                    |             |                            |             |
| 01 Administration - 8970380                       |   |       |                         |             |                    |             |                            |             |
| 1993  | Volunteer Director III                                      | 18    | 1.0                     | 72,722      | 1.0                | 72,738      | 1.0                        | 72,738      |
|   |   |       | 1.0                     | \$72,722    | 1.0                | \$72,738    | 1.0                        | \$72,738    |
| 72 Buildings And Grounds                          |   |       |                         |             |                    |             |                            |             |
| 01 Buildings And Grounds Administration - 8970383 |   |       |                         |             |                    |             |                            |             |
| 5226  | Director of Stroger Hospital Plant Operations               | 24    | 1.0                     | 110,046     | 1.0                | 110,046     | 1.0                        | 110,046     |
| 2316  | Supervisor of Mechanics II                                  | 22    | 1.0                     | 103,904     | 1.0                | 69,079      | 1.0                        | 69,079      |
| 0050  | Administrative Assistant IV                                 | 18    | 1.0                     | 71,722      | 1.0                | 72,274      | 1.0                        | 72,274      |
| 1993  | Volunteer Director III                                      | 18    | 1.0                     | 58,530      | 1.0                | 59,708      | 1.0                        | 59,708      |
| 0048  | Administrative Assistant III                                | 16    | 1.0                     | 59,058      | 1.0                | 60,135      | 1.0                        | 60,135      |
| 0047  | Administrative Assistant II                                 | 14    | 1.0                     | 57,255      | 1.0                | 57,255      | 1.0                        | 57,255      |
| 0936  | Stenographer V  | 13    | 1.0                     | 53,328      | 1.0                | 53,328      | 1.0                        | 53,328      |
| 2438  | Elevator Supervisor   | 10    | 1.0                     | 43,337      | 1.0                | 43,337      | 1.0                        | 43,337      |
| 0906  | Clerk IV  | 09    | 1.0                     | 43,337      | 1.0                | 40,459      | 1.0                        | 40,459      |
|   |   |       | 9.0                     | \$600,517   | 9.0                | \$565,621   | 9.0                        | \$565,621   |
| 02 Pipefitters - 8970384                          |   |       |                         |             |                    |             |                            |             |
| 2344  | Steamfitter   | X     | 1.0                     | 93,704      | 1.0                | 95,680      | 1.0                        | 95,680      |
|   |   |       | 1.0                     | \$93,704    | 1.0                | \$95,680    | 1.0                        | \$95,680    |
| 04 Motor Transportation - 8970386                 |   |       |                         |             |                    |             |                            |             |
| 2382  | Motor Vehicle Driver II                                     | X     | 1.0                     | 71,760      | 1.0                | 71,760      | 1.0                        | 71,760      |
| 2381  | Motor Vehicle Driver I                                      | X     | 3.0                     | 211,224     | 4.0                | 281,632     | 4.0                        | 281,632     |
|   |   |       | 4.0                     | \$282,984   | 5.0                | \$353,392   | 5.0                        | \$353,392   |
| 05 Carpenter Shop - 8970387                       |   |       |                         |             |                    |             |                            |             |
| 2318  | Carpenter Foreman   | X     | 1.0                     | 92,602      | 1.0                | 93,642      | 1.0                        | 93,642      |
| 2317  | Carpenter   | X     | 7.0                     | 604,534     | 7.0                | 619,094     | 7.0                        | 619,094     |
|   |   |       | 8.0                     | \$697,136   | 8.0                | \$712,736   | 8.0                        | \$712,736   |
| 06 Paint Shop - 8970388                           |   |       |                         |             |                    |             |                            |             |
| 2356  | Painter Foreman   | X     | 1.0                     | 93,600      | 1.0                | 95,160      | 1.0                        | 95,160      |
| 2354  | Painter   | X     | 9.0                     | 748,800     | 11.0               | 932,361     | 11.0                       | 932,361     |
|   |   |       | 10.0                    | \$842,400   | 12.0               | \$1,027,521 | 12.0                       | \$1,027,521 |

PERSONAL SERVICES - SUMMARY OF POSITIONS BY BUSINESS UNIT AND JOB CODE  
DEPARTMENT 897 - JOHN H. STROGER, JR. HOSPITAL OF COOK COUNTY

| Job Code                            | Title                       | Grade | 2014 Approved & Adopted |                      | Department Request |                      | President's Recommendation |                      |
|-------------------------------------|-----------------------------|-------|-------------------------|----------------------|--------------------|----------------------|----------------------------|----------------------|
|                                     |                             |       | FTE Pos.                | Salaries             | FTE Pos.           | Salaries             | FTE Pos.                   | Salaries             |
| 07 Plumbing Shop - 8970389          |                             |       |                         |                      |                    |                      |                            |                      |
| 2350                                | Plumber                     | X     | 7.0                     | 655,200              | 7.0                | 670,488              | 7.0                        | 670,488              |
|                                     |                             |       | 7.0                     | \$655,200            | 7.0                | \$670,488            | 7.0                        | \$670,488            |
| 10 Plant Operations - 8970392       |                             |       |                         |                      |                    |                      |                            |                      |
| 2451                                | Operating Engineer I        | X     | 17.0                    | 1,476,280            | 17.0               | 1,554,786            | 17.0                       | 1,554,786            |
| 2452                                | Operating Engineer II       | X     | 2.0                     | 182,792              | 2.0                | 192,526              | 2.0                        | 192,526              |
| 2453                                | Operating Engineer III      | X     | 1.0                     | 100,652              | 1.0                | 105,893              | 1.0                        | 105,893              |
| 2445                                | Mechanical Assistant        | X     | 5.0                     | 344,240              | 5.0                | 344,230              | 5.0                        | 344,230              |
|                                     |                             |       | 25.0                    | \$2,103,964          | 25.0               | \$2,197,435          | 25.0                       | \$2,197,435          |
| 11 Laborers - 8970393               |                             |       |                         |                      |                    |                      |                            |                      |
| 2392                                | Laborer                     | X     | 4.0                     | 301,184              | 4.0                | 307,840              | 4.0                        | 307,840              |
| 2395                                | Laborer Foreman             | X     | 1.0                     | 77,584               | 1.0                | 79,248               | 1.0                        | 79,248               |
| 2143                                | Building Service Worker-CCH | CF    | 1.0                     | 36,700               | 1.0                | 36,700               | 1.0                        | 36,700               |
|                                     |                             |       | 6.0                     | \$415,468            | 6.0                | \$423,788            | 6.0                        | \$423,788            |
| 12 Electrical Shop - 8970394        |                             |       |                         |                      |                    |                      |                            |                      |
| 2326                                | Electrician Foreman         | X     | 1.0                     | 93,184               | 1.0                | 95,680               | 1.0                        | 95,680               |
| 2324                                | Electrician                 | X     | 10.0                    | 873,600              | 10.0               | 894,400              | 10.0                       | 894,400              |
|                                     |                             |       | 11.0                    | \$966,784            | 11.0               | \$990,080            | 11.0                       | \$990,080            |
| 13 Machine Shop - 8970395           |                             |       |                         |                      |                    |                      |                            |                      |
| 2339                                | Machinist Foreman           | X     | 1.0                     | 95,784               | 1.0                | 96,554               | 1.0                        | 96,554               |
| 2331                                | Machinist                   | X     | 4.0                     | 362,336              | 4.0                | 365,416              | 4.0                        | 365,416              |
|                                     |                             |       | 5.0                     | \$458,120            | 5.0                | \$461,970            | 5.0                        | \$461,970            |
| 17 Plastering - 8970399             |                             |       |                         |                      |                    |                      |                            |                      |
| 2361                                | Plasterer                   | X     | 1.0                     | 89,960               | 1.0                | 100,360              | 1.0                        | 100,360              |
|                                     |                             |       | 1.0                     | \$89,960             | 1.0                | \$100,360            | 1.0                        | \$100,360            |
| 73 Residence Management Department  |                             |       |                         |                      |                    |                      |                            |                      |
| 01 Administration - 8970400         |                             |       |                         |                      |                    |                      |                            |                      |
| 2150                                | Residence Manager           | 11    | 1.0                     | 58,212               |                    |                      |                            |                      |
|                                     |                             |       | 1.0                     | \$58,212             |                    |                      |                            |                      |
| <b>Total Salaries and Positions</b> |                             |       | <b>3,905.6</b>          | <b>\$319,140,163</b> | <b>4,108.6</b>     | <b>\$334,418,149</b> | <b>4,108.6</b>             | <b>\$334,418,149</b> |
| <b>Turnover Adjustment</b>          |                             |       |                         | <b>(29,688,251)</b>  |                    | <b>(38,732,980)</b>  |                            | <b>(38,732,980)</b>  |
| <b>Operating Funds Total</b>        |                             |       | <b>3,905.6</b>          | <b>\$289,451,912</b> | <b>4,108.6</b>     | <b>\$295,685,169</b> | <b>4,108.6</b>             | <b>\$295,685,169</b> |

PERSONAL SERVICES - SUMMARY OF POSITIONS BY GRADE  
DEPARTMENT 897 - JOHN H. STROGER, JR. HOSPITAL OF COOK COUNTY

| Grade | 2014 Approved & Adopted |            | Department Request |            | President's Recommendation |            |
|-------|-------------------------|------------|--------------------|------------|----------------------------|------------|
|       | FTE Pos.                | Salaries   | FTE Pos.           | Salaries   | FTE Pos.                   | Salaries   |
| K12   |                         |            | 2.0                | 588,159    | 2.0                        | 588,159    |
|       | 2.1                     | 416,208    | 1.1                | 137,208    | 1.1                        | 137,208    |
| X     | 77.0                    | 6,569,020  | 80.0               | 6,996,750  | 80.0                       | 6,996,750  |
| T18   | 25.0                    | 1,777,595  | 24.0               | 1,635,726  | 24.0                       | 1,635,726  |
| T16   | 41.0                    | 2,547,599  | 39.0               | 2,360,425  | 39.0                       | 2,360,425  |
| RXG   | 2.0                     | 107,998    | 2.0                | 81,614     | 2.0                        | 81,614     |
| RX4   |                         |            | 5.0                | 639,295    | 5.0                        | 639,295    |
| RX1   | 1.0                     | 116,239    | 83.0               | 9,647,837  | 83.0                       | 9,647,837  |
| RNA   | 12.0                    | 1,731,962  | 12.0               | 1,764,172  | 12.0                       | 1,764,172  |
| PSY   | 8.0                     | 827,584    | 9.0                | 937,907    | 9.0                        | 937,907    |
| PN2   | 77.0                    | 3,939,745  | 67.0               | 3,395,449  | 67.0                       | 3,395,449  |
| PDM   | 22.0                    | 1,205,490  | 19.0               | 1,033,968  | 19.0                       | 1,033,968  |
| PB    |                         |            | 101.0              | 4,846,378  | 101.0                      | 4,846,378  |
| NS5   | 2.0                     | 330,158    | 2.0                | 330,158    | 2.0                        | 330,158    |
| NS3   | 7.0                     | 763,850    | 7.0                | 775,433    | 7.0                        | 775,433    |
| NS2   | 34.0                    | 3,070,684  | 35.0               | 3,095,546  | 35.0                       | 3,095,546  |
| NS1   | 1.0                     | 96,834     | 1.0                | 96,834     | 1.0                        | 96,834     |
| K12   | 137.0                   | 41,089,303 | 150.5              | 45,494,671 | 150.5                      | 45,494,671 |
| K11   | 34.0                    | 9,130,070  | 31.0               | 8,048,697  | 31.0                       | 8,048,697  |
| K10   | 42.1                    | 10,267,506 | 42.0               | 10,047,853 | 42.0                       | 10,047,853 |
| K09   | 55.5                    | 12,500,038 | 59.0               | 13,094,437 | 59.0                       | 13,094,437 |
| K08   | 16.0                    | 3,408,964  | 15.0               | 3,332,929  | 15.0                       | 3,332,929  |
| K07   | 45.8                    | 9,285,243  | 48.8               | 9,730,977  | 48.8                       | 9,730,977  |
| K06   | 87.5                    | 16,424,428 | 84.0               | 15,443,759 | 84.0                       | 15,443,759 |
| K05   | 4.0                     | 715,101    | 5.0                | 858,023    | 5.0                        | 858,023    |
| K04   | 4.0                     | 644,478    | 2.0                | 328,622    | 2.0                        | 328,622    |
| K03   | 1.0                     | 170,952    | 1.0                | 174,269    | 1.0                        | 174,269    |
| K0    | 1.0                     | 160,662    | 2.0                | 263,582    | 2.0                        | 263,582    |
| K     | 8.0                     | 1,824,052  | 8.0                | 1,666,812  | 8.0                        | 1,666,812  |
| JO    | 3.0                     | 112,035    | 3.0                | 112,035    | 3.0                        | 112,035    |
| J2    | 19.1                    | 989,619    | 17.0               | 1,048,834  | 17.0                       | 1,048,834  |
| J1    | 397.4                   | 19,609,971 | 370.7              | 19,058,452 | 370.7                      | 19,058,452 |
| HSA   | 3.0                     | 137,681    | 2.0                | 91,858     | 2.0                        | 91,858     |
| HS2   | 7.0                     | 387,614    | 7.0                | 355,208    | 7.0                        | 355,208    |
| HS1   | 37.0                    | 1,804,492  | 39.0               | 1,865,222  | 39.0                       | 1,865,222  |
| FF    | 38.0                    | 4,071,455  | 39.0               | 4,141,740  | 39.0                       | 4,141,740  |
| FE    | 7.0                     | 723,553    | 7.0                | 672,695    | 7.0                        | 672,695    |
| FD    | 4.0                     | 432,708    | 3.0                | 282,904    | 3.0                        | 282,904    |
| FC    | 50.0                    | 4,393,997  | 52.0               | 4,545,265  | 52.0                       | 4,545,265  |
| FB    | 135.0                   | 12,189,107 | 135.0              | 11,388,409 | 135.0                      | 11,388,409 |
| FA    | 749.9                   | 61,299,193 | 746.4              | 58,291,707 | 746.4                      | 58,291,707 |
| DF    | 1.0                     | 38,364     | 1.0                | 38,364     | 1.0                        | 38,364     |
| DE    | 5.0                     | 185,207    | 4.0                | 143,505    | 4.0                        | 143,505    |
| DC    | 2.5                     | 141,016    | 1.5                | 54,345     | 1.5                        | 54,345     |
| DB    |                         |            | 1.0                | 35,614     | 1.0                        | 35,614     |
| CK    | 8.0                     | 316,431    | 8.0                | 324,142    | 8.0                        | 324,142    |
| CG    | 14.0                    | 509,786    | 13.0               | 479,270    | 13.0                       | 479,270    |
| CF    | 243.0                   | 8,892,624  | 260.0              | 9,401,189  | 260.0                      | 9,401,189  |
| CE    | 34.5                    | 1,266,271  | 31.5               | 1,142,765  | 31.5                       | 1,142,765  |
| CD    | 96.0                    | 3,283,719  | 98.0               | 3,348,008  | 98.0                       | 3,348,008  |
| CC    | 118.0                   | 4,108,220  | 122.0              | 4,230,477  | 122.0                      | 4,230,477  |
| CB    | 2.0                     | 71,228     | 2.0                | 65,554     | 2.0                        | 65,554     |

PERSONAL SERVICES - SUMMARY OF POSITIONS BY GRADE  
DEPARTMENT 897 - JOHN H. STROGER, JR. HOSPITAL OF COOK COUNTY

| Grade                               | 2014 Approved & Adopted |                      | Department Request |                      | President's Recommendation |                      |
|-------------------------------------|-------------------------|----------------------|--------------------|----------------------|----------------------------|----------------------|
|                                     | FTE Pos.                | Salaries             | FTE Pos.           | Salaries             | FTE Pos.                   | Salaries             |
| 24                                  | 9.0                     | 1,217,106            | 18.0               | 2,328,628            | 18.0                       | 2,328,628            |
| 23                                  | 12.0                    | 1,112,103            | 12.0               | 1,026,006            | 12.0                       | 1,026,006            |
| 22                                  | 50.0                    | 4,456,651            | 54.0               | 4,638,761            | 54.0                       | 4,638,761            |
| 21                                  | 22.0                    | 1,638,649            | 25.0               | 1,860,705            | 25.0                       | 1,860,705            |
| 20                                  | 59.4                    | 4,199,010            | 53.0               | 4,129,585            | 53.0                       | 4,129,585            |
| 19                                  | 23.0                    | 1,558,731            | 26.4               | 1,901,840            | 26.4                       | 1,901,840            |
| 18                                  | 37.0                    | 2,377,669            | 39.0               | 2,468,846            | 39.0                       | 2,468,846            |
| 17                                  | 78.8                    | 4,944,723            | 77.0               | 4,743,900            | 77.0                       | 4,743,900            |
| 16                                  | 204.0                   | 11,796,140           | 202.0              | 11,633,508           | 202.0                      | 11,633,508           |
| 15                                  | 13.0                    | 723,119              | 11.0               | 602,804              | 11.0                       | 602,804              |
| 14                                  | 120.0                   | 6,426,908            | 114.0              | 6,036,547            | 114.0                      | 6,036,547            |
| 13                                  | 98.0                    | 5,015,510            | 125.7              | 6,201,949            | 125.7                      | 6,201,949            |
| 12                                  | 70.0                    | 3,211,620            | 73.0               | 3,286,279            | 73.0                       | 3,286,279            |
| 11                                  | 251.0                   | 10,901,552           | 241.0              | 10,314,987           | 241.0                      | 10,314,987           |
| 10                                  | 56.0                    | 2,135,645            | 55.0               | 2,084,876            | 55.0                       | 2,084,876            |
| 09                                  | 81.0                    | 3,338,973            | 82.0               | 3,193,876            | 82.0                       | 3,193,876            |
| <b>Total Salaries and Positions</b> | <b>3,905.6</b>          | <b>\$319,140,163</b> | <b>4,108.6</b>     | <b>\$334,418,149</b> | <b>4,108.6</b>             | <b>\$334,418,149</b> |
| <b>Turnover Adjustment</b>          |                         | <b>(29,688,251)</b>  |                    | <b>(38,732,980)</b>  |                            | <b>(38,732,980)</b>  |
| <b>Operating Funds Total</b>        | <b>3,905.6</b>          | <b>\$289,451,912</b> | <b>4,108.6</b>     | <b>\$295,685,169</b> | <b>4,108.6</b>             | <b>\$295,685,169</b> |



## DEPARTMENT OVERVIEW

### 898 OAK FOREST HEALTH CENTER OF COOK COUNTY

#### Mission

The mission of the Oak Forest Health Center (OFHC) is to provide high caliber medical care for adults and a wide range of specialty and diagnostic outpatient services. OFHC also provides access to immediate care (non-emergency) services and on-site primary care – matching the health services with the greatest need, which today, are outpatient services. OFHC is dedicated to improving the patient experience of care in the outpatient setting.

The budget related to the clinical care and clinical support functions of the Oak Forest Health Center have been transitioned into the Ambulatory and Community Health network (Dept. 893), and the STAR metrics listed below reflect overall operations of ACHN. The 898 budget reflects the buildings and grounds, maintenance, security and food service staff and related expenses to properly maintain, secure and service the entire campus.

#### Mandates and Key Activities

- Secures the campus, patients, employees and visitors
- Maintains and repairs the buildings and grounds

#### Discussion of 2014 Activities and 2015 Initiatives

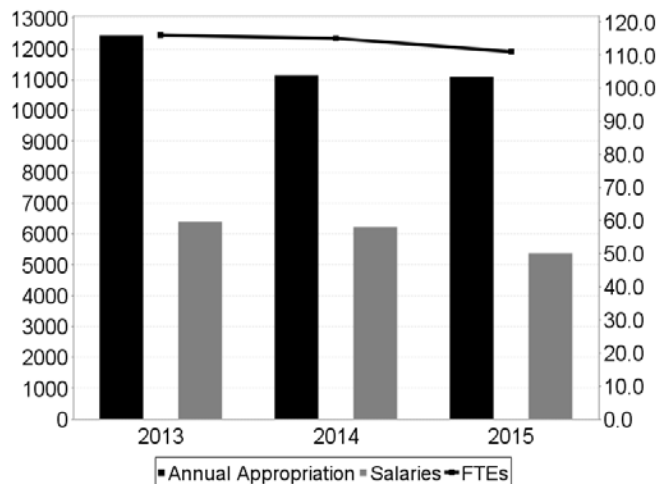
The OFHC is a 340 acre campus consisting of more than 1.2 million square feet of building space. Full time buildings and grounds, trades people, security and food service provide around the clock support to clinical operations.

all clinics that see children to improve our immunization rates, with steady improvements over time.

- ★% of diabetics age 18-65 with at least one HgA1C in the last year: Target is 82% for 2014, the current (CY14 Q2) percentage is 92%.
- ★Ease of getting the clinic on the phone: Target is 75% for 2014, the current (CY14 Q2) percentage is 59.5%. ACHN is working to improve phone courtesy and responsiveness through the analysis of data collection.
- ★Moving through the visit (reducing wait time): Target is 75% for 2014, the current (CY14 Q2) percentage is 67.5%. ACHN is working to improve phone courtesy and responsiveness through the analysis of data collection.

| STAR Performance Data   |         |                      |                |
|---|---------|----------------------|----------------|
| Performance Indicator   | FY 2013 | FY 2014 Projected YE | FY 2015 Target |
| Percent of diabetics age 18-65 with at least one HgA1C in last year | 91%     | 92%                  | 95%            |
| % of up-to-date pediatric immunizations in children at 24 months    | 75%     | 87%                  | 90%            |
| % Ease of getting clinic on the phone                               | 60.1%   | 59.5%                | 75%            |
| % Moving through the clinic visit                                   | 65.3%   | 67.5%                | 75%            |

| Appropriations (\$ thousands) |              |                             |                  |
|-------------------------------|--------------|-----------------------------|------------------|
| Fund Category                 | 2013 Adopted | 2014 Adjusted Appropriation | 2015 Recommended |
| Health Fund                   | 12,438.3     | 11,143.1                    | 11,090.7         |
| FTE Positions                 | 116.0        | 115.0                       | 111.0            |



#### STAR Goals/Key Performance Indicators

- ★Percent of up-to-date pediatric immunizations in children at 24 months: Target is 90% for 2014, the current (CY14 Q2) percentage is 87%. ACHN is working in

DISTRIBUTION BY APPROPRIATION CLASSIFICATION  
DEPARTMENT 898 - OAK FOREST HEALTH CENTER OF COOK COUNTY

| Account   | 2014 Expend.<br>As Of 09-30-14 | 2014 Adjusted<br>Appropriation | Department<br>Request | President's<br>Recommendation | Difference       |
|---|--------------------------------|--------------------------------|-----------------------|-------------------------------|------------------|
| <b>Personal Services</b>  |                                |                                |                       |                               |                  |
| 110/501010 Salaries and Wages of Regular Employees                            | 4,435,033                      | 6,221,336                      | 5,374,623             | 5,374,623                     | (846,713)        |
| 120/501210 Overtime Compensation  | 806,996                        | 250,000                        | 1,000,000             | 1,000,000                     | 750,000          |
| 133/501360 Per Diem Personnel   |                                | 8                              |                       |                               | (8)              |
| 136/501400 Differential Pay   | 55,901                         | 46,000                         | 32,000                | 32,000                        | (14,000)         |
| 155/501420 Medical Practitioners As Required                                  |                                | 1                              |                       |                               | (1)              |
| 170/501510 Mandatory Medicare Costs   | 40,697                         | 58,561                         | 92,904                | 92,904                        | 34,343           |
| 186/501860 Training Programs for Staff Personnel                              | 1,620                          | 1,620                          |                       |                               | (1,620)          |
| 189/501950 Allowances Per Collective Bargaining Agreement                     | 5,200                          |                                |                       |                               |                  |
| 190/501970 Transportation and Other Travel Expenses for Employees             | 155                            |                                |                       |                               |                  |
| <b>Personal Services Total</b>  | <b>5,345,601</b>               | <b>6,577,526</b>               | <b>6,499,527</b>      | <b>6,499,527</b>              | <b>(77,999)</b>  |
| <b>Contractual Services</b>   |                                |                                |                       |                               |                  |
| 215/520050 Scavenger Services   | 64,668                         | 166,883                        | 102,520               | 102,520                       | (64,363)         |
| 223/520210 Food Services  |                                |                                | 446,468               | 446,468                       | 446,468          |
| 225/520260 Postage  | 1,379                          | 9,700                          | 5,000                 | 5,000                         | (4,700)          |
| 228/520280 Delivery Services  | 139                            | 485                            |                       |                               | (485)            |
| 235/520390 Contractual Maintenance Services                                   | 42,422                         | 56,383                         | 189,251               | 189,251                       | 132,868          |
| 240/520490 External Graphics and Reproduction Services                        | 605                            | 705                            |                       |                               | (705)            |
| <b>Contractual Services Total</b>   | <b>109,213</b>                 | <b>234,156</b>                 | <b>743,239</b>        | <b>743,239</b>                | <b>509,083</b>   |
| <b>Supplies and Materials</b>   |                                |                                |                       |                               |                  |
| 330/530160 Household, Laundry, Cleaning and Personal Care Supplies            | 264,760                        | 272,557                        |                       |                               | (272,557)        |
| 333/530270 Institutional Supplies   | 158,533                        | 602,085                        | 325,000               | 325,000                       | (277,085)        |
| 350/530600 Office Supplies  | 20,813                         | 35,284                         | 45,000                | 45,000                        | 9,716            |
| 355/530700 Photographic and Reproduction Supplies                             | 5,000                          | 25,908                         | 2,000                 | 2,000                         | (23,908)         |
| <b>Supplies and Materials Total</b>   | <b>449,105</b>                 | <b>935,834</b>                 | <b>372,000</b>        | <b>372,000</b>                | <b>(563,834)</b> |
| <b>Operations and Maintenance</b>   |                                |                                |                       |                               |                  |
| 402/540030 Water and Sewer  | 61,582                         | 318,975                        | 328,840               | 328,840                       | 9,865            |
| 410/540050 Electricity  | 602,161                        | 1,101,444                      | 1,141,758             | 1,141,758                     | 40,314           |
| 422/540070 Gas  | 656,160                        | 640,676                        | 628,909               | 628,909                       | (11,767)         |
| 441/540170 Maintenance and Repair of Data Processing Equipment and Software   |                                |                                | 8,000                 | 8,000                         | 8,000            |
| 442/540200 Maintenance and Repair of Medical, Dental and Laboratory Equipment | 368,161                        | 372,022                        | 412,381               | 412,381                       | 40,359           |
| 444/540250 Maintenance and Repair of Automotive Equipment                     | 90,772                         | 115,603                        | 115,603               | 115,603                       |                  |
| 449/540310 Op., Maint. and Repair of Institutional Equipment                  |                                |                                | 40,455                | 40,455                        | 40,455           |
| 450/540350 Maintenance and Repair of Plant Equipment                          | 500,215                        | 808,849                        | 800,000               | 800,000                       | (8,849)          |
| <b>Operations and Maintenance Total</b>                                       | <b>2,279,050</b>               | <b>3,357,569</b>               | <b>3,475,946</b>      | <b>3,475,946</b>              | <b>118,377</b>   |
| <b>Rental and Leasing</b>   |                                |                                |                       |                               |                  |
| 630/550010 Rental of Office Equipment   |                                | 37,975                         |                       |                               | (37,975)         |
| <b>Rental and Leasing Total</b>   |                                | <b>37,975</b>                  |                       |                               | <b>(37,975)</b>  |
| <b>Operating Funds Total</b>  | <b>8,182,970</b>               | <b>11,143,060</b>              | <b>11,090,712</b>     | <b>11,090,712</b>             | <b>(52,348)</b>  |
| <b>(717) New/Replacement Capital Equipment - 71700898</b>                     |                                |                                |                       |                               |                  |
| 521/560420 Institutional Equipment  |                                | 29,174                         |                       |                               | (29,174)         |
| 530/560510 Office Furnishings and Equipment                                   | 84,880                         |                                |                       |                               |                  |
| 540/560430 Medical, Dental and Laboratory Equipment                           | 87,144                         |                                |                       |                               |                  |
| 549/560610 Vehicle Purchase   |                                |                                | 90,000                | 90,000                        | 90,000           |
|   | 172,023                        | 29,174                         | 90,000                | 90,000                        | 60,826           |
| <b>Capital Equipment Request Total</b>  | <b>172,023</b>                 | <b>29,174</b>                  | <b>90,000</b>         | <b>90,000</b>                 | <b>60,826</b>    |

PERSONAL SERVICES - SUMMARY OF POSITIONS BY BUSINESS UNIT AND JOB CODE  
DEPARTMENT 898 - OAK FOREST HEALTH CENTER OF COOK COUNTY

| Job Code  | Title  | Grade | 2014 Approved & Adopted |             | Department Request |             | President's Recommendation |             |
|---|--|-------|-------------------------|-------------|--------------------|-------------|----------------------------|-------------|
|   |  |       | FTE Pos.                | Salaries    | FTE Pos.           | Salaries    | FTE Pos.                   | Salaries    |
| <b>01 Administration</b>                          |  |       |                         |             |                    |             |                            |             |
| <b>01 Administration - 8981388</b>                |  |       |                         |             |                    |             |                            |             |
| 2002  | Chief Operating Officer, Hospital-Based Services | 24    | 1.0                     | 161,120     |                    |             |                            |             |
| 0047  | Administrative Assistant II                      | 14    | 1.0                     | 57,255      |                    |             |                            |             |
|   |  |       | 2.0                     | \$218,375   |                    |             |                            |             |
| <b>06 Finance</b>                                 |  |       |                         |             |                    |             |                            |             |
| <b>07 Payroll - 8980020</b>                       |  |       |                         |             |                    |             |                            |             |
| 0244  | Payroll Division Supervisor II                   | 14    | 1.0                     | 57,255      | 1.0                | 57,255      | 1.0                        | 57,255      |
| 0046  | Administrative Assistant I                       | 12    | 1.0                     | 49,794      | 1.0                | 49,794      | 1.0                        | 49,794      |
|   |  |       | 2.0                     | \$107,049   | 2.0                | \$107,049   | 2.0                        | \$107,049   |
| <b>08 Communications</b>                          |  |       |                         |             |                    |             |                            |             |
| <b>02 Communications - 8980023</b>                |  |       |                         |             |                    |             |                            |             |
| 0907  | Clerk V  | 11    | 2.0                     | 92,986      | 2.0                | 92,986      | 2.0                        | 92,986      |
|   |  |       | 2.0                     | \$92,986    | 2.0                | \$92,986    | 2.0                        | \$92,986    |
| <b>32 Heating &amp; Operating</b>                 |  |       |                         |             |                    |             |                            |             |
| <b>01 Heating &amp; Operating - 8980068</b>       |  |       |                         |             |                    |             |                            |             |
| 2451  | Operating Engineer I                             | X     | 9.0                     | 781,560     | 9.0                | 823,122     | 9.0                        | 823,122     |
| 2452  | Operating Engineer II                            | X     | 2.0                     | 182,792     | 2.0                | 192,526     | 2.0                        | 192,526     |
| 2344  | Steamfitter                                      | X     |                         |             | 1.0                | 95,680      | 1.0                        | 95,680      |
| 2445  | Mechanical Assistant                             | X     | 4.0                     | 275,392     | 4.0                | 275,384     | 4.0                        | 275,384     |
|   |  |       | 15.0                    | \$1,239,744 | 16.0               | \$1,386,712 | 16.0                       | \$1,386,712 |
| <b>33 Environmental Services</b>                  |  |       |                         |             |                    |             |                            |             |
| <b>01 Environmental Services - 8982020</b>        |  |       |                         |             |                    |             |                            |             |
| 0936  | Stenographer V                                   | 13    | 1.0                     | 53,328      | 1.0                | 37,750      | 1.0                        | 37,750      |
| 2420  | Building Service Supervisor                      | 12    | 1.0                     | 49,794      | 1.0                | 49,794      | 1.0                        | 49,794      |
| 2133  | Food Service Worker                              | DC    | 2.0                     | 76,728      | 2.0                | 66,777      | 2.0                        | 66,777      |
| 2148  | Building Service Worker - OFH                    | DF    | 29.0                    | 1,042,002   | 27.0               | 972,592     | 27.0                       | 972,592     |
|   |  |       | 33.0                    | \$1,221,852 | 31.0               | \$1,126,913 | 31.0                       | \$1,126,913 |
| <b>34 Dietary</b>                                 |  |       |                         |             |                    |             |                            |             |
| <b>01 Dietary - 8982022</b>                       |  |       |                         |             |                    |             |                            |             |
| 2133  | Food Service Worker                              | DC    | 3.0                     | 108,690     | 3.0                | 103,007     | 3.0                        | 103,007     |
| 5310  | Nutritional Support Dietitian IV-OFH             | 20    | 1.0                     | 55,892      | 1.0                | 55,892      | 1.0                        | 55,892      |
|   |  |       | 4.0                     | \$164,582   | 4.0                | \$158,899   | 4.0                        | \$158,899   |
| <b>35 Physical Plant</b>                          |  |       |                         |             |                    |             |                            |             |
| <b>01 Physical Plant Administration - 8980071</b> |  |       |                         |             |                    |             |                            |             |
| 5200  | Health Systems Emergency Management Coordinator  | 20    | 1.0                     | 64,542      | 1.0                | 65,844      | 1.0                        | 65,844      |
| 0251  | Business Manager I                               | 18    | 1.0                     | 76,060      | 1.0                | 76,060      | 1.0                        | 76,060      |
| 0936  | Stenographer V                                   | 13    | 1.0                     | 53,328      | 1.0                | 37,750      | 1.0                        | 37,750      |
|   |  |       | 3.0                     | \$193,930   | 3.0                | \$179,654   | 3.0                        | \$179,654   |
| <b>36 Public Safety &amp; Security</b>            |  |       |                         |             |                    |             |                            |             |
| <b>01 Public Safety &amp; Security - 8980073</b>  |  |       |                         |             |                    |             |                            |             |
| 2418  | Hospital Security Officer III                    | 16    | 2.0                     | 125,339     | 2.0                | 127,865     | 2.0                        | 127,865     |
| 4100  | Investigator II (OFH)                            | HS3   | 2.0                     | 135,676     | 2.0                | 135,676     | 2.0                        | 135,676     |
| 2464  | Public Safety Officer II (OFH)                   | HS2   | 3.0                     | 162,941     | 3.0                | 166,195     | 3.0                        | 166,195     |
| 2459  | Public Safety Officer I (OFH)                    | HS1   | 12.0                    | 559,124     | 12.0               | 566,377     | 12.0                       | 566,377     |
|   |  |       | 19.0                    | \$983,080   | 19.0               | \$996,113   | 19.0                       | \$996,113   |

PERSONAL SERVICES - SUMMARY OF POSITIONS BY BUSINESS UNIT AND JOB CODE  
DEPARTMENT 898 - OAK FOREST HEALTH CENTER OF COOK COUNTY

| Job Code                                  | Title                                     | Grade | 2014 Approved & Adopted |             | Department Request |             | President's Recommendation |             |
|---|---|-------|-------------------------|-------------|--------------------|-------------|----------------------------|-------------|
|   |   |       | FTE Pos.                | Salaries    | FTE Pos.           | Salaries    | FTE Pos.                   | Salaries    |
| 37 Skilled Trades                         |   |       |                         |             |                    |             |                            |             |
| 03 Carpenters - 8980075                   |   |       |                         |             |                    |             |                            |             |
| 2317                                      | Carpenter                                 | X     | 5.0                     | 431,810     | 5.0                | 442,210     | 5.0                        | 442,210     |
|   |   |       | 5.0                     | \$431,810   | 5.0                | \$442,210   | 5.0                        | \$442,210   |
| 04 Electricians - 8980076                 |   |       |                         |             |                    |             |                            |             |
| 2326                                      | Electrician Foreman                       | X     | 1.0                     | 93,184      | 1.0                | 95,680      | 1.0                        | 95,680      |
| 2324                                      | Electrician                               | X     | 2.0                     | 174,720     | 2.0                | 178,880     | 2.0                        | 178,880     |
|   |   |       | 3.0                     | \$267,904   | 3.0                | \$274,560   | 3.0                        | \$274,560   |
| 05 Electrical Equipment Control - 8980077 |   |       |                         |             |                    |             |                            |             |
| 2390                                      | Biomedical Electrical Technician          | X     | 3.0                     | 262,080     | 3.0                | 268,320     | 3.0                        | 268,320     |
|   |   |       | 3.0                     | \$262,080   | 3.0                | \$268,320   | 3.0                        | \$268,320   |
| 07 Laborers - 8980079                     |   |       |                         |             |                    |             |                            |             |
| 2392                                      | Laborer                                   | X     | 1.0                     | 75,296      | 1.0                | 76,960      | 1.0                        | 76,960      |
|   |   |       | 1.0                     | \$75,296    | 1.0                | \$76,960    | 1.0                        | \$76,960    |
| 08 Machinists - 8980080                   |   |       |                         |             |                    |             |                            |             |
| 2331                                      | Machinist                                 | X     | 3.0                     | 271,752     | 3.0                | 274,062     | 3.0                        | 274,062     |
|   |   |       | 3.0                     | \$271,752   | 3.0                | \$274,062   | 3.0                        | \$274,062   |
| 09 Painters - 8980081                     |   |       |                         |             |                    |             |                            |             |
| 2354                                      | Painter                                   | X     | 5.0                     | 416,000     | 4.0                | 339,041     | 4.0                        | 339,041     |
|   |   |       | 5.0                     | \$416,000   | 4.0                | \$339,041   | 4.0                        | \$339,041   |
| 11 Plumbers - 8980082                     |   |       |                         |             |                    |             |                            |             |
| 2350                                      | Plumber                                   | X     | 2.0                     | 187,200     | 2.0                | 191,568     | 2.0                        | 191,568     |
|   |   |       | 2.0                     | \$187,200   | 2.0                | \$191,568   | 2.0                        | \$191,568   |
| 12 Steamfitters - 8980083                 |   |       |                         |             |                    |             |                            |             |
| 2344                                      | Steamfitter                               | X     | 3.0                     | 281,112     | 2.0                | 191,360     | 2.0                        | 191,360     |
|   |   |       | 3.0                     | \$281,112   | 2.0                | \$191,360   | 2.0                        | \$191,360   |
| 15 Grounds - 8980084                      |   |       |                         |             |                    |             |                            |             |
| 2401                                      | Assistant Director Environmental Services | 19    | 1.0                     | 80,101      | 1.0                | 83,555      | 1.0                        | 83,555      |
| 2130                                      | Groundskeeper                             | DF    | 4.0                     | 153,457     | 5.0                | 174,812     | 5.0                        | 174,812     |
|   |   |       | 5.0                     | \$233,558   | 6.0                | \$258,367   | 6.0                        | \$258,367   |
| 17 Motor Pool - 8980085                   |   |       |                         |             |                    |             |                            |             |
| 2381                                      | Motor Vehicle Driver I                    | X     | 5.0                     | 352,040     | 5.0                | 352,040     | 5.0                        | 352,040     |
|   |   |       | 5.0                     | \$352,040   | 5.0                | \$352,040   | 5.0                        | \$352,040   |
| Total Salaries and Positions              |   |       | 115.0                   | \$7,000,350 | 111.0              | \$6,716,814 | 111.0                      | \$6,716,814 |
| Turnover Adjustment                       |   |       |                         | (779,014)   |                    | (1,342,191) |                            | (1,342,191) |
| Operating Funds Total                     |   |       | 115.0                   | \$6,221,336 | 111.0              | \$5,374,623 | 111.0                      | \$5,374,623 |

PERSONAL SERVICES - SUMMARY OF POSITIONS BY GRADE  
DEPARTMENT 898 - OAK FOREST HEALTH CENTER OF COOK COUNTY

| Grade                               | 2014 Approved & Adopted |                    | Department Request |                    | President's Recommendation |                    |
|-------------------------------------|-------------------------|--------------------|--------------------|--------------------|----------------------------|--------------------|
|                                     | FTE Pos.                | Salaries           | FTE Pos.           | Salaries           | FTE Pos.                   | Salaries           |
| X                                   | 45.0                    | 3,784,938          | 44.0               | 3,796,833          | 44.0                       | 3,796,833          |
| HS3                                 | 2.0                     | 135,676            | 2.0                | 135,676            | 2.0                        | 135,676            |
| HS2                                 | 3.0                     | 162,941            | 3.0                | 166,195            | 3.0                        | 166,195            |
| HS1                                 | 12.0                    | 559,124            | 12.0               | 566,377            | 12.0                       | 566,377            |
| DF                                  | 33.0                    | 1,195,459          | 32.0               | 1,147,404          | 32.0                       | 1,147,404          |
| DC                                  | 5.0                     | 185,418            | 5.0                | 169,784            | 5.0                        | 169,784            |
| 24                                  | 1.0                     | 161,120            |                    |                    |                            |                    |
| 20                                  | 2.0                     | 120,434            | 2.0                | 121,736            | 2.0                        | 121,736            |
| 19                                  | 1.0                     | 80,101             | 1.0                | 83,555             | 1.0                        | 83,555             |
| 18                                  | 1.0                     | 76,060             | 1.0                | 76,060             | 1.0                        | 76,060             |
| 16                                  | 2.0                     | 125,339            | 2.0                | 127,865            | 2.0                        | 127,865            |
| 14                                  | 2.0                     | 114,510            | 1.0                | 57,255             | 1.0                        | 57,255             |
| 13                                  | 2.0                     | 106,656            | 2.0                | 75,500             | 2.0                        | 75,500             |
| 12                                  | 2.0                     | 99,588             | 2.0                | 99,588             | 2.0                        | 99,588             |
| 11                                  | 2.0                     | 92,986             | 2.0                | 92,986             | 2.0                        | 92,986             |
| <b>Total Salaries and Positions</b> | <b>115.0</b>            | <b>\$7,000,350</b> | <b>111.0</b>       | <b>\$6,716,814</b> | <b>111.0</b>               | <b>\$6,716,814</b> |
| <b>Turnover Adjustment</b>          |                         | <b>(779,014)</b>   |                    | <b>(1,342,191)</b> |                            | <b>(1,342,191)</b> |
| <b>Operating Funds Total</b>        | <b>115.0</b>            | <b>\$6,221,336</b> | <b>111.0</b>       | <b>\$5,374,623</b> | <b>111.0</b>               | <b>\$5,374,623</b> |

DEPARTMENT OVERVIEW

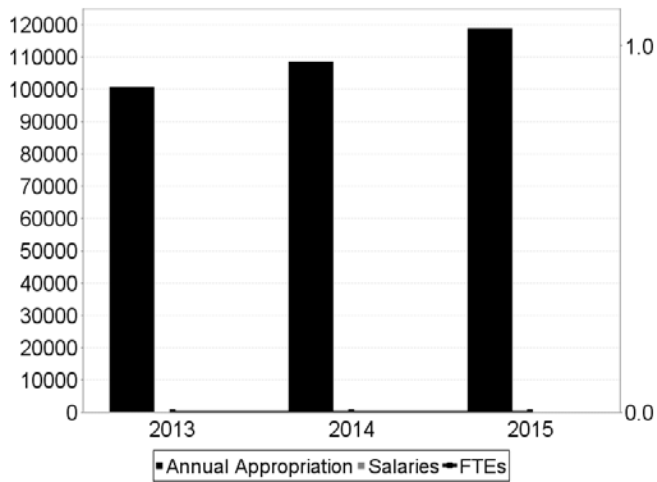
899 FIXED CHARGES AND SPECIAL PURPOSE APPROPRIATIONS - HEALTH

Mission

Department 899, Health Fund/Special Purpose Appropriations, is designed to facilitate the timely reimbursement of funds for special purposes within the Bureau of Health Services.

Discussion of 2014 Activities and 2015 Initiatives

| Appropriations (\$ thousands) |              |                             |                  |
|-------------------------------|--------------|-----------------------------|------------------|
| Fund Category                 | 2013 Adopted | 2014 Adjusted Appropriation | 2015 Recommended |
| Health Fund                   | 100,706.3    | 108,497.2                   | 118,857.4        |
| FTE Positions                 | 0            | 0                           | 0                |



DISTRIBUTION BY APPROPRIATION CLASSIFICATION

DEPARTMENT 899 - FIXED CHARGES AND SPECIAL PURPOSE APPROPRIATIONS - HEALTH

| Account                                       | 2014 Expend.<br>As Of 09-30-14                                | 2014 Adjusted<br>Appropriation | Department<br>Request | President's<br>Recommendation | Difference        |
|---|---|--------------------------------|-----------------------|-------------------------------|-------------------|
| <b>Personal Services</b>                      |   |                                |                       |                               |                   |
| 115/501170                                    | Appropriation Adjustment for Personal Services                |                                | 10,578,703            | 10,578,703                    | 10,578,703        |
| 170/501510                                    | 2,007,845   | 3,080,204                      |                       |                               | (3,080,204)       |
| 172/501540                                    | 2,296,403   | 3,452,026                      | 3,080,452             | 3,080,452                     | (371,574)         |
| 175/501590                                    | 715,888   | 1,227,381                      | 1,151,000             | 1,151,000                     | (76,381)          |
| 176/501610                                    | 48,630,556  | 75,377,095                     | 60,480,354            | 60,480,354                    | (14,896,741)      |
| 177/501640                                    | 808,954   | 2,167,620                      | 2,221,811             | 2,221,811                     | 54,191            |
| 178/501660                                    | 148,839   |                                | 325,000               | 325,000                       | 325,000           |
| 179/501690                                    | 480,810   | 748,416                        | 748,416               | 748,416                       |                   |
| 181/501715                                    |   |                                | 16,195,923            | 16,195,923                    | 16,195,923        |
| <b>Personal Services Total</b>                | <b>55,089,295</b>   | <b>86,052,742</b>              | <b>94,781,659</b>     | <b>94,781,659</b>             | <b>8,728,917</b>  |
| <b>Contractual Services</b>                   |   |                                |                       |                               |                   |
| 220/520150                                    | (3,360)   |                                | 305,000               | 305,000                       | 305,000           |
| 258/520790                                    | 2,180,780   | 2,180,780                      | 3,284,456             | 3,284,456                     | 1,103,676         |
| <b>Contractual Services Total</b>             | <b>2,177,420</b>  | <b>2,180,780</b>               | <b>3,589,456</b>      | <b>3,589,456</b>              | <b>1,408,676</b>  |
| <b>Rental and Leasing</b>                     |   |                                |                       |                               |                   |
| 630/550010                                    |   | 441,689                        |                       |                               | (441,689)         |
| <b>Rental and Leasing Total</b>               |   | <b>441,689</b>                 |                       |                               | <b>(441,689)</b>  |
| <b>Contingency and Special Purposes</b>       |   |                                |                       |                               |                   |
| 819/580420                                    | Appropriation Transfer for Reimbursement from Designated Fund |                                | 80,215                |                               | (80,215)          |
| 826/580010                                    | 12,625,818  | 19,741,783                     | 20,486,291            | 20,486,291                    | 744,508           |
| <b>Contingency and Special Purposes Total</b> | <b>12,625,818</b>   | <b>19,821,998</b>              | <b>20,486,291</b>     | <b>20,486,291</b>             | <b>664,293</b>    |
| <b>Operating Funds Total</b>                  | <b>69,892,533</b>   | <b>108,497,209</b>             | <b>118,857,406</b>    | <b>118,857,406</b>            | <b>10,360,197</b> |

## DEPARTMENT OVERVIEW

### 544 LEAD POISONING PREVENTION FUND

#### Mission

To reduce the danger of lead-based paint in Cook County dwellings.

#### Mandates and Key Activities

- Prevent lead poisoning through lead abatement and mitigation in Cook County
- Educates residents as to the dangers of lead-based paint
- Disseminates lead poisoning prevention materials to residents of lead mitigated dwellings
- Coordinates the removal of lead paint from residences with local governments and community groups

#### Discussion of 2014 Activities and 2015 Initiatives

Lead-based paint continues to be a source of lead exposure in private residences that can lead to learning disabilities, mental retardation, behavioral problems, lowered IQ, stunted growth and hearing impairment in children. The abatement and mitigation of lead poisoning reduces the potential impact.

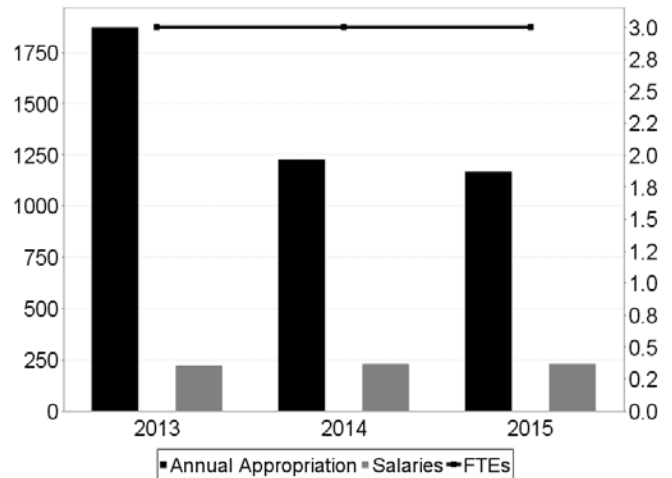
The Lead Poisoning Prevention Fund was created through the Torrens Fund Legislation. This fund, through a grant process, has been used to help prevent lead poisoning among the population of Cook County. In 2014, CCDPH awarded \$500,000 to these grantees in Chicago and Evanston for lead hazard remediation in their regions. For other areas of Cook County, CCDPH coordinates the process for suburban Cook County residents to qualify for and receive lead hazard mitigation and abatement work based on household income and elevated blood lead (EBL) levels of index children. As a result of improved processes, a greater number of suburban residences received lead hazard remediation in 2014 than in any prior year.

CCDPH revised its protocol for nursing case management of children with elevated blood lead levels to include any child 36 months of age and younger with an EBL of 10mg/dL and above (expanded criteria). This resulted in over 30 additional infants and toddlers receiving nursing evaluation and follow up.

A Lead Quality Improvement Team continued to work to improve quality and monitor indicators in the program.

As in 2014, in 2015 the Lead Poisoning Prevention Program will continue to outreach and educate healthcare providers in zip codes designated as high risk for lead poisoning to ensure that children receive recommended screening and referral to services.

| Appropriations (\$ thousands) |              |                             |                  |
|-------------------------------|--------------|-----------------------------|------------------|
| Fund Category                 | 2013 Adopted | 2014 Adjusted Appropriation | 2015 Recommended |
| Special Purpose Funds         | 1,872.3      | 1,227.0                     | 1,166.8          |
|                               | Adopted      | Adopted                     | Recommended      |
| FTE Positions                 | 3.0          | 3.0                         | 3.0              |



#### STAR Goals/Key Performance Indicators

- ★ Increased the number of lead-safe dwellings in Chicago, Evanston and other suburban Cook County communities through abatement and mitigation activities in at least 58 private residences.
- ★ Provided education on prevention of lead poisoning to over 50 health care providers in 2013 and over 240 child care providers.
- ★ Increased the proportion of children with blood-lead levels above 20 mg/dL who receive joint visits from public health nurses and environmental lead inspectors to above 90%.

| STAR Performance Data  |         |                      |                |
|--|---------|----------------------|----------------|
| Performance Indicator  | FY 2013 | FY 2014 Projected YE | FY 2015 Target |
| Percent of children with EBLs of 20 or greater that receive a joint home visit from a public health nurse and a lead inspector   | 100%    | N/A                  | 90%            |
| Number of healthcare providers serving children in high risk zip codes that receive education on lead screening policies and Medicaid pay-for-50 performance incentives for testing. | 53      | 50                   | 50             |
| Number of private residences that receive mitigation/abatement services to correct lead-based paint hazards.   | 58      | 58                   | 60             |



DISTRIBUTION BY APPROPRIATION CLASSIFICATION  
DEPARTMENT 544 - LEAD POISONING PREVENTION FUND

| Account   | 2014 Expend.<br>As Of 09-30-14 | 2014 Adjusted<br>Appropriation | Department<br>Request | President's<br>Recommendation | Difference      |
|---|--------------------------------|--------------------------------|-----------------------|-------------------------------|-----------------|
| <b>Personal Services</b>  |                                |                                |                       |                               |                 |
| 110/501010 Salaries and Wages of Regular Employees                      | 129,175                        | 228,980                        | 228,980               | 228,980                       |                 |
| 170/501510 Mandatory Medicare Costs                                     | 1,810                          | 3,324                          | 3,320                 | 3,320                         | (4)             |
| 174/501570 Pension  | 26,945                         | 35,927                         | 29,996                | 29,996                        | (5,931)         |
| 175/501590 Life Insurance Program                                       | 287                            | 540                            | 536                   | 536                           | (4)             |
| 176/501610 Health Insurance   | 15,291                         | 37,970                         | 37,970                | 37,970                        |                 |
| 177/501640 Dental Insurance Plan  | 211                            | 1,182                          | 628                   | 628                           | (554)           |
| 179/501690 Vision Care Insurance  | 121                            | 377                            | 352                   | 352                           | (25)            |
| 183/501770 Seminars for Professional Employees                          | 154                            | 2,910                          | 2,910                 | 2,910                         |                 |
| 186/501860 Training Programs for Staff Personnel                        | 25                             | 1,552                          | 1,552                 | 1,552                         |                 |
| 190/501970 Transportation and Other Travel Expenses for Employees       | 2,885                          | 9,700                          | 9,700                 | 9,700                         |                 |
| <b>Personal Services Total</b>  | <b>176,905</b>                 | <b>322,462</b>                 | <b>315,944</b>        | <b>315,944</b>                | <b>(6,518)</b>  |
| <b>Contractual Services</b>   |                                |                                |                       |                               |                 |
| 215/520050 Scavenger Services   |                                | 470                            | 470                   | 470                           |                 |
| 225/520260 Postage  |                                | 470                            | 470                   | 470                           |                 |
| 241/520491 Internal Graphics and Reproduction Services                  |                                | 485                            | 485                   | 485                           |                 |
| 246/520650 Imaging of Records   |                                | 23,522                         | 15,000                | 15,000                        | (8,522)         |
| 260/520830 Professional and Managerial Services                         | 595,771                        | 824,500                        | 824,500               | 824,500                       |                 |
| <b>Contractual Services Total</b>                                       | <b>595,771</b>                 | <b>849,447</b>                 | <b>840,925</b>        | <b>840,925</b>                | <b>(8,522)</b>  |
| <b>Supplies and Materials</b>   |                                |                                |                       |                               |                 |
| 350/530600 Office Supplies  |                                | 2,182                          | 2,182                 | 2,182                         |                 |
| 353/530640 Books, Periodicals, Publications, Archives and Data Services |                                | 500                            | 500                   | 500                           |                 |
| 355/530700 Photographic and Reproduction Supplies                       |                                | 470                            | 470                   | 470                           |                 |
| 388/531650 Computer Operation Supplies                                  |                                | 2,910                          | 2,910                 | 2,910                         |                 |
| <b>Supplies and Materials Total</b>                                     |                                | <b>6,062</b>                   | <b>6,062</b>          | <b>6,062</b>                  |                 |
| <b>Rental and Leasing</b>   |                                |                                |                       |                               |                 |
| 630/550010 Rental of Office Equipment                                   |                                | 1,000                          | 1,000                 | 1,000                         |                 |
| <b>Rental and Leasing Total</b>   |                                | <b>1,000</b>                   | <b>1,000</b>          | <b>1,000</b>                  |                 |
| <b>Contingency and Special Purposes</b>                                 |                                |                                |                       |                               |                 |
| 814/580380 Appropriation Adjustments                                    |                                | 26,431                         |                       |                               | (26,431)        |
| 880/580220 Institutional Memberships & Fees                             |                                | 2,910                          | 2,910                 | 2,910                         |                 |
| 883/580260 Cook County Administration                                   | 14,022                         | 18,696                         |                       |                               | (18,696)        |
| <b>Contingency and Special Purposes Total</b>                           | <b>14,022</b>                  | <b>48,037</b>                  | <b>2,910</b>          | <b>2,910</b>                  | <b>(45,127)</b> |
| <b>Operating Funds Total</b>  | <b>786,698</b>                 | <b>1,227,008</b>               | <b>1,166,841</b>      | <b>1,166,841</b>              | <b>(60,167)</b> |

PERSONAL SERVICES - SUMMARY OF POSITIONS BY BUSINESS UNIT AND JOB CODE  
 DEPARTMENT 544 - LEAD POISONING PREVENTION FUND

| Job Code                            | Title                      | Grade | 2014 Approved & Adopted |                  | Department Request |                  | President's Recommendation |                  |
|-------------------------------------|----------------------------|-------|-------------------------|------------------|--------------------|------------------|----------------------------|------------------|
|                                     |                            |       | FTE Pos.                | Salaries         | FTE Pos.           | Salaries         | FTE Pos.                   | Salaries         |
| 01 Lead Poisoning Prevention Fund   |                            |       |                         |                  |                    |                  |                            |                  |
| 01 Administration - 5440101         |                            |       |                         |                  |                    |                  |                            |                  |
| 0028                                | Program Manager            | 24    | 1.0                     | 92,019           | 1.0                | 92,019           | 1.0                        | 92,019           |
| 2114                                | Epidemiologist IV          | 20    |                         | 1                |                    | 1                |                            | 1                |
| 2024                                | Public Health Educator III | 19    | 1.0                     | 77,901           | 1.0                | 77,901           | 1.0                        | 77,901           |
| 2023                                | Public Health Educator II  | 17    |                         | 1                |                    | 1                |                            | 1                |
| 2028                                | Sanitarian II              | 16    | 1.0                     | 59,058           | 1.0                | 59,058           | 1.0                        | 59,058           |
|                                     |                            |       | 3.0                     | \$228,980        | 3.0                | \$228,980        | 3.0                        | \$228,980        |
| <b>Total Salaries and Positions</b> |                            |       | <b>3.0</b>              | <b>\$228,980</b> | <b>3.0</b>         | <b>\$228,980</b> | <b>3.0</b>                 | <b>\$228,980</b> |

PERSONAL SERVICES - SUMMARY OF POSITIONS BY GRADE  
DEPARTMENT 544 - LEAD POISONING PREVENTION FUND

| Grade                               | 2014 Approved & Adopted |                  | Department Request |                  | President's Recommendation |                  |
|-------------------------------------|-------------------------|------------------|--------------------|------------------|----------------------------|------------------|
|                                     | FTE Pos.                | Salaries         | FTE Pos.           | Salaries         | FTE Pos.                   | Salaries         |
| 24                                  | 1.0                     | 92,019           | 1.0                | 92,019           | 1.0                        | 92,019           |
| 20                                  |                         | 1                |                    | 1                |                            | 1                |
| 19                                  | 1.0                     | 77,901           | 1.0                | 77,901           | 1.0                        | 77,901           |
| 17                                  |                         | 1                |                    | 1                |                            | 1                |
| 16                                  | 1.0                     | 59,058           | 1.0                | 59,058           | 1.0                        | 59,058           |
| <b>Total Salaries and Positions</b> | <b>3.0</b>              | <b>\$228,980</b> | <b>3.0</b>         | <b>\$228,980</b> | <b>3.0</b>                 | <b>\$228,980</b> |

DEPARTMENT OVERVIEW  
564 TB SANITARIUM DISTRICT

Mission

To prevent, diagnose, treat, and care for residents of suburban Cook County afflicted with tuberculosis.

Mandates and Key Activities

- Education about tuberculosis disease and its transmission
- Treatment (including directly observed therapy, or DOT) and case management of residents diagnosed with tuberculosis
- Active surveillance to control and prevent the spread of tuberculosis
- Contacts investigations to reduce the incidence of tuberculosis

Discussion of 2014 Activities and 2015 Initiatives

The Cook County Department of Public Health (CCDPH) is the state certified public health agency for suburban Cook County for tuberculosis (TB) prevention, care, control and treatment. CCPDH serves the people of its jurisdiction from three locations (North – Des Plaines, West – Forest Park, and South – Oak Forest), as well as selected community sites.

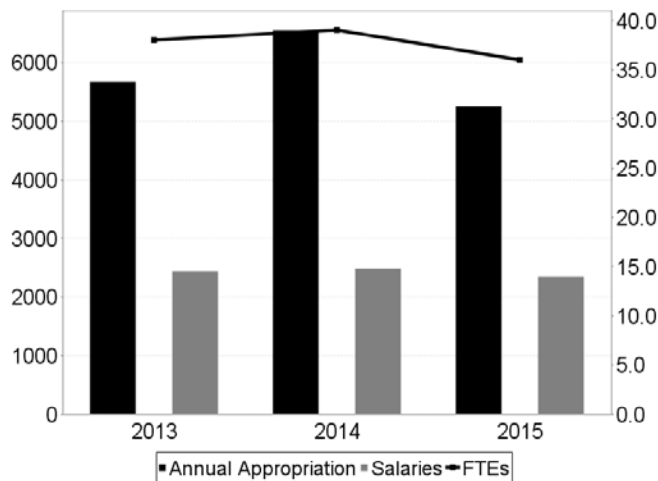
The TB program provides education, clinical management, case management surveillance, contact investigations and other services aimed at the prevention, detection and treatment of TB. CCPDH also provides directly observed therapy (DOT) to clients in community sites (homes, schools, and places of employment, etc) diagnosed with active TB to ensure compliance with treatment regimens and to reduce the transmission of the disease to others. Supportive care including housing and transportation may also be provided to support completion of treatment.

STAR Goals/Key Performance Indicators

- ★ Increase proportion of TB patients who complete recommended treatment in 12 months.
- ★ Increase HIV testing levels among TB cases.
- ★ Increase the percentage of TB patients with positive sputum culture results who have documented conversion to sputum culture-negative within 60 days of treatment initiation.

| STAR Performance Data   |         |                      |                |
|---|---------|----------------------|----------------|
| Performance Indicator   | FY 2013 | FY 2014 Projected YE | FY 2015 Target |
| Increase proportion of TB patients who complete recommended treatment in 12 months.   | 95%     | N/A                  | 93%            |
| Increase HIV testing levels among TB cases  | 95.5%   | 100%                 | 90%            |
| Increase the percentage TB patients with positive sputum culture results who have documented conversion to sputum culture-negative within 60 days of treatment initiation | 85%     | 87%                  | 78%            |

| Appropriations (\$ thousands) |              |                             |                  |
|-------------------------------|--------------|-----------------------------|------------------|
| Fund Category                 | 2013 Adopted | 2014 Adjusted Appropriation | 2015 Recommended |
| Special Purpose Funds         | 5,666.8      | 6,546.9                     | 5,248.4          |
|                               | Adopted      | Adopted                     | Recommended      |
| FTE Positions                 | 38.0         | 39.0                        | 36.0             |



DISTRIBUTION BY APPROPRIATION CLASSIFICATION

DEPARTMENT 564 - TB SANITARIUM DISTRICT

| Account   | 2014 Expend.<br>As Of 09-30-14 | 2014 Adjusted<br>Appropriation | Department<br>Request | President's<br>Recommendation | Difference       |
|---|--------------------------------|--------------------------------|-----------------------|-------------------------------|------------------|
| <b>Personal Services</b>  |                                |                                |                       |                               |                  |
| 110/501010 Salaries and Wages of Regular Employees                            | 1,621,285                      | 2,483,818                      | 2,344,616             | 2,344,616                     | (139,202)        |
| 120/501210 Overtime Compensation  |                                | 13,134                         | 12,741                | 12,741                        | (393)            |
| 133/501360 Per Diem Personnel   | 101,299                        | 435,732                        | 148,937               | 148,937                       | (286,795)        |
| 170/501510 Mandatory Medicare Costs   | 24,646                         | 74,763                         | 36,185                | 36,185                        | (38,578)         |
| 174/501570 Pension  | 291,449                        | 388,598                        | 329,915               | 329,915                       | (58,683)         |
| 175/501590 Life Insurance Program   | 3,254                          | 12,144                         | 5,811                 | 5,811                         | (6,333)          |
| 176/501610 Health Insurance   | 252,015                        | 443,536                        | 420,090               | 420,090                       | (23,446)         |
| 177/501640 Dental Insurance Plan  | 5,734                          | 14,344                         | 14,503                | 14,503                        | 159              |
| 179/501690 Vision Care Insurance  | 2,380                          | 3,766                          | 3,681                 | 3,681                         | (85)             |
| 182/501750 Employee Tuition Refund  | 4,176                          | 8,000                          | 8,000                 | 8,000                         |                  |
| 183/501770 Seminars for Professional Employees                                | 525                            | 3,000                          | 3,000                 | 3,000                         |                  |
| 186/501860 Training Programs for Staff Personnel                              | 25                             | 3,000                          | 3,000                 | 3,000                         |                  |
| 190/501970 Transportation and Other Travel Expenses for Employees             | 20,504                         | 40,000                         | 40,000                | 40,000                        |                  |
| <b>Personal Services Total</b>  | <b>2,327,291</b>               | <b>3,923,835</b>               | <b>3,370,479</b>      | <b>3,370,479</b>              | <b>(553,356)</b> |
| <b>Contractual Services</b>   |                                |                                |                       |                               |                  |
| 215/520050 Scavenger Services   | 12,476                         | 38,800                         | 30,000                | 30,000                        | (8,800)          |
| 220/520150 Communication Services   | 11,996                         | 39,188                         | 30,000                | 30,000                        | (9,188)          |
| 225/520260 Postage  | 14,500                         | 19,400                         | 19,400                | 19,400                        |                  |
| 228/520280 Delivery Services  | 2,390                          | 32,980                         | 32,980                | 32,980                        |                  |
| 235/520390 Contractual Maintenance Services                                   | 19,400                         | 19,400                         | 19,400                | 19,400                        |                  |
| 237/520470 Services for Minors or the Indigent                                | 9,703                          | 33,804                         | 33,804                | 33,804                        |                  |
| 240/520490 External Graphics and Reproduction Services                        | 704                            | 4,850                          | 4,850                 | 4,850                         |                  |
| 245/520610 Advertising For Specific Purposes                                  |                                | 1,940                          | 1,940                 | 1,940                         |                  |
| 246/520650 Imaging of Records   | 6,073                          | 97,000                         | 97,000                | 97,000                        |                  |
| 260/520830 Professional and Managerial Services                               | 32,018                         | 216,068                        | 125,000               | 125,000                       | (91,068)         |
| 272/521050 Medical Consultation Services                                      |                                | 4,850                          | 4,850                 | 4,850                         |                  |
| 278/521200 Laboratory Related Services  | 55,000                         | 169,750                        | 169,750               | 169,750                       |                  |
| <b>Contractual Services Total</b>   | <b>164,260</b>                 | <b>678,030</b>                 | <b>568,974</b>        | <b>568,974</b>                | <b>(109,056)</b> |
| <b>Supplies and Materials</b>   |                                |                                |                       |                               |                  |
| 310/530010 Food Supplies  |                                | 1,940                          | 1,940                 | 1,940                         |                  |
| 330/530160 Household, Laundry, Cleaning and Personal Care Supplies            |                                | 22,310                         | 22,310                | 22,310                        |                  |
| 333/530270 Institutional Supplies   |                                | 2,910                          | 2,910                 | 2,910                         |                  |
| 350/530600 Office Supplies  | 6,793                          | 48,500                         | 48,500                | 48,500                        |                  |
| 353/530640 Books, Periodicals, Publications, Archives and Data Services       | 459                            | 3,600                          | 3,600                 | 3,600                         |                  |
| 355/530700 Photographic and Reproduction Supplies                             | 296                            | 9,700                          | 9,700                 | 9,700                         |                  |
| 360/530790 Medical, Dental, and Laboratory Supplies                           | 432                            | 72,750                         | 72,750                | 72,750                        |                  |
| 361/530910 Pharmaceutical Supplies  |                                | 9,700                          | 9,700                 | 9,700                         |                  |
| 367/531500 X-ray (Radiology)Supplies  | 450                            | 4,850                          | 4,850                 | 4,850                         |                  |
| 388/531650 Computer Operation Supplies  | 600                            | 14,550                         | 14,550                | 14,550                        |                  |
| <b>Supplies and Materials Total</b>   | <b>9,031</b>                   | <b>190,810</b>                 | <b>190,810</b>        | <b>190,810</b>                |                  |
| <b>Operations and Maintenance</b>   |                                |                                |                       |                               |                  |
| 402/540030 Water and Sewer  | 9,193                          | 14,114                         | 14,114                | 14,114                        |                  |
| 410/540050 Electricity  | 17,227                         | 31,670                         | 31,670                | 31,670                        |                  |
| 422/540070 Gas  | 26,434                         | 29,919                         | 35,535                | 35,535                        | 5,616            |
| 440/540130 Maintenance and Repair of Office Equipment                         | 965                            | 5,000                          | 5,000                 | 5,000                         |                  |
| 441/540170 Maintenance and Repair of Data Processing Equipment and Software   |                                | 16,000                         | 16,000                | 16,000                        |                  |
| 442/540200 Maintenance and Repair of Medical, Dental and Laboratory Equipment |                                | 29,100                         | 10,000                | 10,000                        | (19,100)         |

DISTRIBUTION BY APPROPRIATION CLASSIFICATION  
DEPARTMENT 564 - TB SANITARIUM DISTRICT

| Account   | 2014 Expend.<br>As Of 09-30-14 | 2014 Adjusted<br>Appropriation | Department<br>Request | President's<br>Recommendation | Difference  |
|---|--------------------------------|--------------------------------|-----------------------|-------------------------------|-------------|
| 444/540250 Maintenance and Repair of Automotive Equipment |                                | 19,400                         | 19,400                | 19,400                        |             |
| 445/540290 Operation of Automotive Equipment              | 1,414                          | 4,850                          | 4,850                 | 4,850                         |             |
| 450/540350 Maintenance and Repair of Plant Equipment      | 2,779                          | 402,250                        | 425,000               | 425,000                       | 22,750      |
| 461/540370 Maintenance of Facilities                      | 2,450                          | 37,927                         | 37,927                | 37,927                        |             |
| Operations and Maintenance Total                          | 60,462                         | 590,230                        | 599,496               | 599,496                       | 9,266       |
| <u>Capital Equipment and Improvements</u>                 |                                |                                |                       |                               |             |
| 599/567510 Reimbursement for Capital Equipment            |                                | 56,418                         | 56,418                | 56,418                        |             |
| Capital Equipment and Improvements Total                  |                                | 56,418                         | 56,418                | 56,418                        |             |
| <u>Rental and Leasing</u>                                 |                                |                                |                       |                               |             |
| 630/550010 Rental of Office Equipment                     |                                | 2,216                          |                       |                               | (2,216)     |
| 630/550018 County Wide Canon Photocopier Lease            |                                |                                | 2,216                 | 2,216                         | 2,216       |
| Rental and Leasing Total                                  |                                | 2,216                          | 2,216                 | 2,216                         |             |
| <u>Contingency and Special Purposes</u>                   |                                |                                |                       |                               |             |
| 814/580380 Appropriation Adjustments                      |                                | 44,365                         |                       |                               | (44,365)    |
| 818/580033 Reimbursement to Designated Fund               | 700,000                        | 700,000                        | 450,000               | 450,000                       | (250,000)   |
| 880/580220 Institutional Memberships & Fees               |                                | 10,000                         | 10,000                | 10,000                        |             |
| 883/580260 Cook County Administration                     | 263,248                        | 350,998                        |                       |                               | (350,998)   |
| Contingency and Special Purposes Total                    | 963,248                        | 1,105,363                      | 460,000               | 460,000                       | (645,363)   |
| Operating Funds Total                                     | 3,524,292                      | 6,546,902                      | 5,248,393             | 5,248,393                     | (1,298,509) |

PERSONAL SERVICES - SUMMARY OF POSITIONS BY BUSINESS UNIT AND JOB CODE  
DEPARTMENT 564 - TB SANITARIUM DISTRICT

| Job Code   | Title                                    | Grade | 2014 Approved & Adopted |                    | Department Request |                    | President's Recommendation |                    |
|--|--|-------|-------------------------|--------------------|--------------------|--------------------|----------------------------|--------------------|
|  |  |       | FTE Pos.                | Salaries           | FTE Pos.           | Salaries           | FTE Pos.                   | Salaries           |
| 04 TB Medical Services                                     |  |       |                         |                    |                    |                    |                            |                    |
| 02 Providing TB CD Control & Surveillance - 5640402        |  |       |                         |                    |                    |                    |                            |                    |
| 0028   | Program Manager                          | 24    | 1.0                     | 92,060             | 1.0                | 92,060             | 1.0                        | 92,060             |
| 2024   | Public Health Educator III               | 19    | 1.0                     | 78,857             | 1.0                | 79,459             | 1.0                        | 79,459             |
| 2023   | Public Health Educator II                | 17    | 1.0                     | 66,655             | 1.0                | 68,922             | 1.0                        | 68,922             |
|  |  |       | 3.0                     | \$237,572          | 3.0                | \$240,441          | 3.0                        | \$240,441          |
| 03 Providing Radiology Services - 5640403                  |  |       |                         |                    |                    |                    |                            |                    |
| 0423   | Director of Diagnostic Imaging-Radiology | 24    | 1.0                     | 75,208             | 1.0                | 75,208             | 1.0                        | 75,208             |
| 2190   | X-Ray Technician II                      | 16    | 1.0                     | 66,165             |                    |                    |                            |                    |
| 2077   | Radiologic Technician                    | 16    | 1.0                     | 40,415             |                    |                    |                            |                    |
|  |  |       | 3.0                     | \$181,788          | 1.0                | \$75,208           | 1.0                        | \$75,208           |
| 04 Providing TB Clinical Services - 5640404                |  |       |                         |                    |                    |                    |                            |                    |
| 0047   | Administrative Assistant II              | 14    | 1.0                     | 53,456             | 1.0                | 53,456             | 1.0                        | 53,456             |
| 1638   | Attending Physician 8                    | K08   | 1.0                     | 199,779            | 1.0                | 203,805            | 1.0                        | 203,805            |
|  |  |       | 2.0                     | \$253,235          | 2.0                | \$257,261          | 2.0                        | \$257,261          |
| 05 Maintenance & Physical Plant Support                    |  |       |                         |                    |                    |                    |                            |                    |
| 01 Building, Grounds and Telecommunications Mgmt - 5640501 |  |       |                         |                    |                    |                    |                            |                    |
| 2085   | Director Of Plant Operations             | 24    | 1.0                     | 87,000             | 1.0                | 87,000             | 1.0                        | 87,000             |
| 2576   | Deputy Director of Maintenance           | 24    | 1.0                     | 101,691            | 1.0                | 101,691            | 1.0                        | 101,691            |
| 5501   | Public Health Janitor III                | 13    | 1.0                     | 50,710             | 1.0                | 50,710             | 1.0                        | 50,710             |
| 5485   | Public Health Janitor II                 | 11    | 1.0                     | 43,543             | 1.0                | 44,280             | 1.0                        | 44,280             |
|  |  |       | 4.0                     | \$282,944          | 4.0                | \$283,681          | 4.0                        | \$283,681          |
| 06 Medical Records   |  |       |                         |                    |                    |                    |                            |                    |
| 01 Medical Records & Clerical Support - 5640601            |  |       |                         |                    |                    |                    |                            |                    |
| 2009   | Medical Records Supervisor II            | 15    | 1.0                     | 37,690             |                    |                    |                            |                    |
| 2011   | Medical Records Technician Senior        | 16    | 2.0                     | 107,611            | 2.0                | 127,237            | 2.0                        | 127,237            |
| 0047   | Administrative Assistant II              | 14    | 1.0                     | 49,946             | 1.0                | 50,938             | 1.0                        | 50,938             |
| 2010   | Medical Records Technician               | 11    | 1.0                     | 43,913             | 1.0                | 45,130             | 1.0                        | 45,130             |
| 4080   | Clerk IV (Public Health)                 | 10    | 3.0                     | 124,327            | 3.0                | 125,076            | 3.0                        | 125,076            |
| 1944   | Nurse Epidemiologist                     | FE    | 2.0                     | 179,104            | 2.0                | 179,104            | 2.0                        | 179,104            |
|  |  |       | 10.0                    | \$542,591          | 9.0                | \$527,485          | 9.0                        | \$527,485          |
| 07 Nursing   |  |       |                         |                    |                    |                    |                            |                    |
| 01 TB Nursing - DOT Support - 5640701                      |  |       |                         |                    |                    |                    |                            |                    |
| 0640   | Investigator III                         | 18    | 1.0                     | 72,856             | 1.0                | 76,060             | 1.0                        | 76,060             |
| 1514   | Caseworker IV                            | 17    | 1.0                     | 66,298             | 1.0                | 50,266             | 1.0                        | 50,266             |
| 1966   | Licensed Practical Nurse II              | PN2   | 5.0                     | 180,264            | 5.0                | 185,649            | 5.0                        | 185,649            |
|  |  |       | 7.0                     | \$319,418          | 7.0                | \$311,975          | 7.0                        | \$311,975          |
| 02 TB Nursing - 5640702                                    |  |       |                         |                    |                    |                    |                            |                    |
| 1951   | Registered Nurse I                       | FA    | 8.0                     | 659,990            | 8.0                | 661,390            | 8.0                        | 661,390            |
| 1973   | Public Health Nurse III                  | FE    | 1.0                     | 67,220             | 1.0                | 67,220             | 1.0                        | 67,220             |
| 1974   | Public Health Nurse IV                   | FF    | 1.0                     | 97,601             | 1.0                | 69,610             | 1.0                        | 69,610             |
|  |  |       | 10.0                    | \$824,811          | 10.0               | \$798,220          | 10.0                       | \$798,220          |
| <b>Total Salaries and Positions</b>                        |  |       | <b>39.0</b>             | <b>\$2,642,359</b> | <b>36.0</b>        | <b>\$2,494,271</b> | <b>36.0</b>                | <b>\$2,494,271</b> |
| <b>Turnover Adjustment</b>                                 |  |       |                         | <b>(158,541)</b>   |                    | <b>(149,655)</b>   |                            | <b>(149,655)</b>   |
| <b>Operating Funds Total</b>                               |  |       | <b>39.0</b>             | <b>\$2,483,818</b> | <b>36.0</b>        | <b>\$2,344,616</b> | <b>36.0</b>                | <b>\$2,344,616</b> |

PERSONAL SERVICES - SUMMARY OF POSITIONS BY GRADE  
DEPARTMENT 564 - TB SANITARIUM DISTRICT

| Grade                               | 2014 Approved & Adopted |                    | Department Request |                    | President's Recommendation |                    |
|-------------------------------------|-------------------------|--------------------|--------------------|--------------------|----------------------------|--------------------|
|                                     | FTE Pos.                | Salaries           | FTE Pos.           | Salaries           | FTE Pos.                   | Salaries           |
| PN2                                 | 5.0                     | 180,264            | 5.0                | 185,649            | 5.0                        | 185,649            |
| K08                                 | 1.0                     | 199,779            | 1.0                | 203,805            | 1.0                        | 203,805            |
| FF                                  | 1.0                     | 97,601             | 1.0                | 69,610             | 1.0                        | 69,610             |
| FE                                  | 3.0                     | 246,324            | 3.0                | 246,324            | 3.0                        | 246,324            |
| FA                                  | 8.0                     | 659,990            | 8.0                | 661,390            | 8.0                        | 661,390            |
| 24                                  | 4.0                     | 355,959            | 4.0                | 355,959            | 4.0                        | 355,959            |
| 19                                  | 1.0                     | 78,857             | 1.0                | 79,459             | 1.0                        | 79,459             |
| 18                                  | 1.0                     | 72,856             | 1.0                | 76,060             | 1.0                        | 76,060             |
| 17                                  | 2.0                     | 132,953            | 2.0                | 119,188            | 2.0                        | 119,188            |
| 16                                  | 4.0                     | 214,191            | 2.0                | 127,237            | 2.0                        | 127,237            |
| 15                                  | 1.0                     | 37,690             |                    |                    |                            |                    |
| 14                                  | 2.0                     | 103,402            | 2.0                | 104,394            | 2.0                        | 104,394            |
| 13                                  | 1.0                     | 50,710             | 1.0                | 50,710             | 1.0                        | 50,710             |
| 11                                  | 2.0                     | 87,456             | 2.0                | 89,410             | 2.0                        | 89,410             |
| 10                                  | 3.0                     | 124,327            | 3.0                | 125,076            | 3.0                        | 125,076            |
| <b>Total Salaries and Positions</b> | <b>39.0</b>             | <b>\$2,642,359</b> | <b>36.0</b>        | <b>\$2,494,271</b> | <b>36.0</b>                | <b>\$2,494,271</b> |
| <b>Turnover Adjustment</b>          |                         | <b>(158,541)</b>   |                    | <b>(149,655)</b>   |                            | <b>(149,655)</b>   |
| <b>Operating Funds Total</b>        | <b>39.0</b>             | <b>\$2,483,818</b> | <b>36.0</b>        | <b>\$2,344,616</b> | <b>36.0</b>                | <b>\$2,344,616</b> |