



# VETERANS ASSISTANCE COMMISSION OF COOK COUNTY


COOK COUNTY JUVENILE CENTER  
1100 S. HAMILTON, C-011 (LOWER LEVEL)  
CHICAGO, ILLINOIS 60612  
(312) 433-6010

## FY 2017

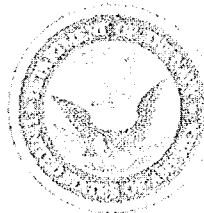
MARCH 2017 – MAY 2017  
2<sup>ND</sup> QUARTER PRO-FORMA REPORT

# MONTHLY QUARTERLY REPORT


JOHN STECIW  
INTERIM SUPERINTENDENT




Army



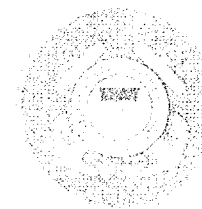
Navy



Air Force



Marines



Coast Guard

**FY2017-2nd Qtr**  
**\$ Disbursed, Items Disbursed, Head Count**

<b>VETERANS ASSISTANCE COMMISSION OF COOK COUNTY DISBURSEMENTS \$\$</b>															
FY2017															
Month	Ventra	Gas (Cash)	TOTAL TRANSP COST	Rent	Move In Exp.	Utilities	Burial	Food Certificates	TOTAL PREMIUM SERVICES	Work Tools	Work Clothing	Payless Shoes	Employment	TOTAL WORK RELATED	TOTAL
Mar-17	\$3,048	\$0.00	\$3,048.00	0	0	0	0	0	\$3,048.00	0	0	0	0	0	\$3,048.00
Apr-17	\$3,122.00	\$0.00	\$3,122.00	\$8,860.00	0	\$7,236.98	\$3,600.00	\$2,475.00	\$25,293.98	0	\$332.90	0	0	0	\$25,626.88
May-17	\$3,410.00	\$0.00	\$3,410.00	\$2,990.00	0	\$6,423.77	\$900.00	\$3,225.00	\$16,948.77	0	\$281.92	\$215.99	0	0	\$17,482.68
<b>FY 2017</b>	<b>\$9,580.00</b>	<b>\$0.00</b>	<b>\$9,580.00</b>	<b>\$11,850.00</b>	<b>0</b>	<b>\$13,660.75</b>	<b>\$4,500.00</b>	<b>\$5,700.00</b>	<b>\$45,290.75</b>		<b>\$614.82</b>	<b>\$215.99</b>	<b>\$0.00</b>	<b>\$0.00</b>	<b>\$46,157.56</b>
<b>TOTALS</b>	<b>4.80%</b>	<b>0.00%</b>	<b>4.80%</b>	<b>3.89%</b>	<b>0.00%</b>	<b>3.37%</b>	<b>10.20%</b>	<b>8.00%</b>	<b>1.00%</b>		<b>0.14%</b>	<b>0.04%</b>	<b>0.00%</b>	<b>0.00%</b>	<b>100.00%</b>

<b>VETERANS ASSISTANCE COMMISSION OF COOK COUNTY ITEMS DISBURSED COUNT</b>															
FY2017															
Month	Ventra	Gas (Cash)	TOTAL TRANSP HEAD COUNT	Rent	Move In Exp.	Utilities	Burial	Food Certificates	TOTAL PREMIUM SERVICES	Work Tools	Work Clothing	Payless Shoes	Employment	TOTAL WORK RELATED	TOTAL
Mar-17	1951	0	106	0	0	0	0	0	1951	0	0	0	0	0	1951
Apr-17	993	0	104	16	0	24	4	2475	3616	0	0	0	0	0	3616
May-17	602	0	103	5	0	24	1	43	778	0	0	0	0	0	778
<b>FY 2017</b>	<b>3546</b>	<b>0</b>	<b>313</b>	<b>21</b>	<b>0</b>	<b>48</b>	<b>5</b>	<b>2518</b>	<b>3095</b>	<b>0</b>	<b>0</b>	<b>0</b>	<b>0</b>	<b>0</b>	<b>6345</b>
<b>TOTALS</b>	<b>55.80%</b>	<b>0</b>	<b>0.48%</b>	<b>0.33%</b>	<b>0</b>	<b>0.75%</b>	<b>0.07%</b>	<b>39.60%</b>	<b>48.70%</b>	<b>0</b>	<b>0</b>	<b>0</b>	<b>0</b>	<b>0</b>	<b>100%</b>

<b>VETERANS ASSISTANCE COMMISSION OF COOK COUNTY DISBURSEMENTS TO VETERAN HEAD COUNT</b>															
FY2017	TRANSPORTATION			PREMIUM SERVICES					WORK RELATED						
Month	Ventra	Gas (Cash)	TOTAL TRANSP COUNT	Rent	Move In Exp.	Utilities	Burial	Food Certificates	TOTAL PREMIUM SERVICES	Work Tools	Work Clothing	Payless Shoes	Employment	TOTAL WORK RELATED	TOTAL
Mar-17	119	0	119	0	0	0	0	0	119	0	0	0	0	0	119
Apr-17	105	0	105	16	0	24	4	2475	2624	0	3	0	0	0	2627
May-17	106	0	106	5	0	24	1	43	179	0	2	3	0	0	363
<b>FY 2017</b>	<b>330</b>	<b>0</b>	<b>330</b>	<b>21</b>	<b>0</b>	<b>48</b>	<b>5</b>	<b>2518</b>	<b>2922</b>	<b>0</b>	<b>5</b>	<b>3</b>	<b>0</b>	<b>0</b>	<b>3109</b>
<b>TOTALS</b>	<b>10.60%</b>	<b>0.90%</b>	<b>10.60%</b>	<b>0.6</b>	<b>0</b>	<b>1.50%</b>	<b>0.10%</b>	<b>80.90%</b>	<b>93.90%</b>	<b>0.00%</b>	<b>0.10%</b>	<b>0.09%</b>	<b>0.00%</b>	<b>0.00%</b>	<b>100.00%</b>

**MARCH 2017 Veterans Assistance Commission Activity Report**

Date	Daily Calls	Vet Visitors	Carfare	Rent	Utilities	Food	Employment center	Employment Interview	Request Records	V.A. Claim	Burial	New Veterans	Female Vets	Contacts w/ U.S. Federal Department of Veterans Affairs	Contacts w/ State of Illinois Department of Veteran Affairs	Contacts w/ Cook County Departments/Municipalities	Contacts w/ Cook County Veterans Court
3/1/2017	21	1	1	0	0	0	1	0	0	0	0	0	0	3	1	2	0
3/2/2017	40	7	4	0	1	1	1	0	1	0	0	1	2	3	2	1	0
3/3/2017	52	6	2	0	0	0	0	0	0	0	0	1	0	2	2	0	0
<b>3/6/2017</b>	<b>CASMIR PULASKI DAY    HOLIDAY</b>																
3/7/2017	42	23	14	2	4	1	0	0	4	1	1	2	1	12	4	4	0
3/8/2017	16	0	0	0	0	0	0	0	0	0	0	0	0	0	0	0	0
3/9/2017	27	5	4	1	1	1	0	0	0	0	0	1	0	3	1	2	0
3/10/2017	25	5	1	0	0	0	0	0	1	0	0	0	0	7	1	2	0
3/13/2017	27	8	3	1	2	0	0	0	0	0	0	2	0	3	1	0	0
3/14/2017	53	12	10	3	0	3	0	0	0	1	1	1	0	7	1	1	0
3/15/2017	23	3	1	2	1	1	0	0	0	0	1	1	0	1	1	0	0
3/16/2017	54	13	8	4	1	1	0	0	0	0	1	3	1	7	1	1	0
3/17/2017	19	10	7	3	1	3	0	0	3	1	3	2	0	3	3	4	0
3/20/2017	16	0	7	1	1	1	0	0	0	1	0	1	0	7	1	2	0
3/21/2017	23	8	1	0	1	1	0	0	0	0	1	4	2	1	1	0	0
3/22/2017	18	5	1	2	0	2	0	0	1	1	1	1	0	2	1	1	0
3/23/2017	31	9	7	0	0	1	0	0	0	0	0	2	2	6	0	1	0
3/24/2017	27	11	8	0	0	1	0	0	1	0	0	2	1	5	2	2	0
3/27/2017	69	11	8	1	0	1	0	0	0	0	0	2	1	7	0	1	0
3/28/2017	32	13	3	6	4	2	0	0	2	0	0	2	0	3	0	1	0
3/29/2017	24	2	2	0	0	0	0	0	0	0	0	1	0	2	2	0	0
3/30/2017	30	13	7	4	0	4	0	0	3	0	0	1	2	5	3	1	0
3/31/2017	18	7	4	0	0	0	0	0	2	0	0	2	2	4	1	3	0
<b>TOTALS</b>		<b>172</b>	<b>103</b>	<b>30</b>	<b>17</b>	<b>24</b>	<b>2</b>	<b>0</b>	<b>18</b>	<b>5</b>	<b>9</b>	<b>32</b>	<b>14</b>	<b>93</b>	<b>29</b>	<b>29</b>	<b>0</b>

**APRIL 2017 Veterans Assistance Commission Activity Report**

Date	Daily Calls	Vet Visitors	Carfare	Rent	Utilities	Food	Employment center	Employment Interview	Request Records	V.A. Claim	Burial	New Veterans	Female Vets	Contacts w/ U.S. Federal Department of Veterans Affairs	Contacts w/ State of Illinois Department of Veteran Affairs	Contacts w/ Cook County Departments/Municipalities	Contacts w/ Cook County Veterans Court
4/3/2017	27	16	7	1	4	1	0	0	1	1	1	3	3	7	2	0	0
4/4/2017	46	13	1	5	3	0	0	0	2	0	0	2	1	2	2	0	0
4/5/2017	31	10	3	3	2	0	0	0	1	0	0	1	1	9	1	0	0
4/6/2017	30	10	3	4	2	0	0	0	1	2	0	3	2	2	1	0	0
4/7/2017	26	20	0	2	3	0	0	0	3	1	1	6	1	7	1	2	0
4/10/2017	25	16	7	2	3	5	0	0	4	0	0	1	1	6	5	0	0
4/11/2017	29	15	3	5	3	3	0	0	4	0	0	0	1	2	4	1	0
4/12/2017	24	5	2	1	4	1	0	0	0	0	0	2	1	0	4	2	0
4/13/2017	26	8	4	1	1	2	0	0	0	0	0	1	1	3	1	0	0
4/14/2017	33	20	5	6	2	2	0	0	2	0	0	2	1	9	5	2	0
4/17/2017	26	16	6	3	2	3	0	0	4	1	1	1	1	6	0	0	0
4/18/2017	35	10	4	4	1	3	0	0	2	0	0	1	1	3	2	2	0
4/19/2017	27	0	0	0	0	0	0	0	0	0	0	0	0	0	0	0	0
4/20/2017	25	27	0	0	0	0	0	0	2	0	0	26	7	0	0	0	0
4/21/2017	30	13	9	3	3	2	0	0	1	0	0	1	1	7	4	1	0
4/24/2017	28	22	9	9	7	6	0	0	3	0	0	2	5	4	3	2	0
4/25/2017	21	8	1	2	0	0	0	0	2	0	0	2	1	1	2	1	0
4/26/2017	17	1	1	0	0	0	1	0	0	0	0	0	0	0	0	0	0
4/27/2017	20	11	6	3	1	1	1	0	0	0	0	0	1	5	3	4	0
4/28/2017	22	11	6	1	3	2	0	0	1	0	1	2	1	5	1	1	0
<b>TOTALS</b>	<b>548</b>	<b>252</b>	<b>77</b>	<b>55</b>	<b>44</b>	<b>31</b>	<b>2</b>	<b>0</b>	<b>33</b>	<b>5</b>	<b>4</b>	<b>56</b>	<b>31</b>	<b>78</b>	<b>41</b>	<b>18</b>	<b>0</b>

**MAY 2017 Veterans Assistance Commission Activity Report**

Date	Daily Calls	Vet Visitors	Carfare	Rent	Utilities	Food	Employment center	Employment Interview	Request Records	V.A. Claim	Burial	New Veterans	Female Vets	Contacts w/ U.S. Federal Department of Veterans Affairs	Contacts w/ State of Illinois Department of Veteran Affairs	Contacts w/ Cook County Departments/Municipalities	Contacts w/ Cook County Veterans Court
5/1/2017	27	8	3	1	3	0	0	0	2	1	0	1	2	3	1	2	0
5/2/2017	36	11	2	2	3	4	2	0	3	0	0	3	1	2	3	2	0
5/3/2017	21	10	2	4	3	0	1	0	3	1	0	5	1	3	1	3	0
5/4/2017	20	10	4	2	2	2	0	0	1	0	0	2	0	4	1	1	0
5/5/2017	16	10	5	4	3	5	0	0	2	2	0	2	1	5	2	1	0
5/8/2017	15	15	10	2	3	2	0	0	2	1	0	3	1	7	2	2	0
5/9/2017	19	9	3	2	3	3	0	0	3	0	0	1	2	2	1	3	0
5/10/2017	14	0	0	0	0	0	0	0	0	0	0	0	0	0	1	0	0
5/11/2017	16	7	4	1	2	1	0	0	0	0	0	0	1	4	1	1	0
5/12/2017	23	18	13	2	4	1	0	0	3	1	0	6	3	8	4	3	0
5/15/2017	16	17	6	2	3	3	0	0	0	0	0	4	0	5	1	5	0
5/16/2017	25	9	3	1	2	2	0	0	1	0	0	2	0	3	1	3	0
5/17/2017	17	7	1	2	2	4	0	0	1	0	0	1	1	1	1	1	0
5/18/2017	15	17	8	3	5	2	0	0	5	2	0	1	2	6	5	2	0
5/19/2017	20	8	7	1	2	1	0	0	1	1	1	1	1	6	1	4	0
5/22/2017	11	5	1	4	2	0	0	0	1	0	0	2	1	4	1	1	0
5/23/2017	11	7	4	0	1	1	0	0	1	0	0	1	2	5	1	1	0
5/24/2017	15	0	0	0	0	0	0	0	0	0	0	0	0	0	0	0	0
5/25/2017	27	12	6	3	1	1	0	0	3	0	0	2	1	7	3	3	0
5/26/2017	21	15	9	3	2	3	0	0	3	3	0	3	4	6	5	2	0
5/29/2017	MEMORIAL DAY HOLIDAY    MANUEL PEREZ JR. MEMORIAL DAY CEREMONY    AMERICAN LEGION																
5/30/2017	33	9	6	2	1	0	1	0	1	0	0	0	3	3	2	1	0
5/31/2017	21	0	0	0	0	0	0	0	0	0	0	0	0	0	0	0	0
<b>TOTALS</b>	<b>439</b>	<b>204</b>	<b>97</b>	<b>41</b>	<b>47</b>	<b>35</b>	<b>4</b>	<b>0</b>	<b>36</b>	<b>12</b>	<b>1</b>	<b>40</b>	<b>27</b>	<b>84</b>	<b>38</b>	<b>41</b>	<b>0</b>

# March 2017 RACE/ETHNICITY ACTIVITY COUNT VETERANS ASSISTANCE COMMISSION OF COOK COUNTY

DATE	Caucasian	Black or African American	Hispanic or Latino	Asian	Native Hawaiian or Other Pacific Islander	American Indian Or Alaskan Native
3/1/2017	0	0	1	0	0	0
3/2/2017	0	6	1	0	0	0
3/3/2017	1	5	0	0	0	0
3/6/2017	CASMIR PULASKI DAY    HOLIDAY					
3/7/2017	3	19	1	0	0	0
3/8/2017	0	0	0	0	0	0
3/9/2017	0	3	2	0	0	0
3/10/2017	0	4	1	0	0	0
3/13/2017	0	8	0	0	0	0
3/14/2017	0	10	2	0	0	0
3/15/2017	0	1	2	0	0	0
3/16/2017	2	10	1	0	0	0
3/17/2017	3	7	0	0	0	0
3/20/2017	1	7	1	0	0	0
3/21/2017	2	4	2	0	0	0
3/22/2017	1	1	3	0	0	0
3/23/2017	3	5	1	0	0	0
3/24/2017	2	8	1	0	0	0
3/27/2017	2	8	1	0	0	0
3/28/2017	0	13	0	0	0	0
3/29/2017	0	2	0	0	0	0
3/30/2017	2	11	0	0	0	0
3/31/2017	1	6	0	0	0	0
<b>TOTALS</b>	<b>23</b>	<b>138</b>	<b>20</b>	<b>0</b>	<b>0</b>	<b>0</b>

# APRIL 2017 RACE/ETHNICITY ACTIVITY COUNT VETERANS ASSISTANCE COMMISSION OF COOK COUNTY

DATE	Caucasian	Black or African American	Hispanic or Latino	Asian	Native Hawaiian or Other Pacific Islander	American Indian Or Alaskan Native
4/3/2017	1	13	2	0	0	0
4/4/2017	0	11	2	0	0	0
4/5/2017	2	6	2	0	0	0
4/6/2017	1	7	2	0	0	0
4/7/2017	5	12	3	0	0	0
4/10/2017	1	13	2	0	0	0
4/11/2017	1	11	3	0	0	0
4/12/2017	0	4	1	0	0	0
4/13/2017	0	8	0	0	0	0
4/14/2017	1	19	0	0	0	0
4/17/2017	2	12	2	0	0	0
4/18/2017	0	9	1	0	0	0
4/19/2017	0	0	0	0	0	0
4/20/2017	17	5	5	0	0	0
4/21/2017	2	11	0	0	0	0
4/24/2017	4	18	0	0	0	0
4/25/2017	0	8	0	0	0	0
4/26/2017	0	0	1	0	0	0
4/27/2017	0	11	0	0	0	0
4/28/2017	2	9	0	0	0	0
<b>TOTALS</b>	<b>39</b>	<b>187</b>	<b>26</b>	<b>0</b>	<b>0</b>	<b>0</b>

# May 2017 RACE/ETHNICITY ACTIVITY COUNT VETERANS ASSISTANCE COMMISSION OF COOK COUNTY

DATE	Caucasian	Black or African American	Hispanic or Latino	Asian	Native Hawaiian or Other Pacific Islander	American Indian Or Alaskan Native
5/1/2017	0	8	0	0	0	0
5/2/2017	1	9	1	0	0	0
5/3/2017	1	8	1	0	0	0
5/4/2017	1	9	0	0	0	0
5/5/2017	1	8	1	0	0	0
5/8/2017	3	11	1	0	0	0
5/9/2017	1	8	0	0	0	0
5/10/2017	0	0	0	0	0	0
5/11/2017	0	7	0	0	0	0
5/12/2017	3	13	2	0	0	0
5/15/2017	1	16	0	0	0	0
5/16/2017	1	7	1	0	0	0
5/17/2017	1	6	0	0	0	0
5/18/2017	1	15	1	0	0	0
5/19/2017	2	5	1	0	0	0
5/22/2017	0	11	0	0	0	0
5/23/2017	0	6	1	0	0	0
5/24/2017	0	0	0	0	0	0
5/25/2017	1	12	0	0	0	0
5/26/2017	0	2	1	0	0	0
<b>5/29/2017</b>	<b>MEMORIAL DAY HOLIDAY    MANUEL PEREZ JR. CEREMONY    AMERICAN LEGION</b>					
5/30/2017	0	9	0	0	0	0
5/31/2017	0	0	0	0	0	0
<b>TOTALS</b>	<b>18</b>	<b>161</b>	<b>11</b>	<b>0</b>	<b>0</b>	<b>0</b>