



# 2016 Pace Suburban Service Budget and Regional ADA Paratransit Budget

2016 Operating & Capital Program

2016-2018 Business Plan for Operations

2016-2020 Capital Business Plan

**Pace Suburban Bus**  
**550 West Algonquin Road**  
**Arlington Heights, IL 60005**  
**(847) 364-8130**

To view the full budget document, visit Pace's website at [PaceBus.com](http://PaceBus.com)



*Proposed Program*  
**October 2015**

## Budget and Fare Policy Hearings

Public hearings on Pace's 2016 proposed Suburban Services budget and Regional ADA Paratransit budget will be held as follows:

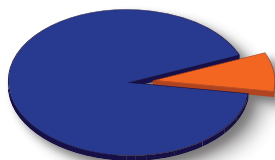
DuPage County	<b>Monday, October 19, 2015</b> DuPage County Government Center Auditorium 421 N. County Farm Rd., Wheaton 4:30pm – 6:30pm
McHenry County	<b>Tuesday, October 20, 2015</b> Crystal Lake Municipal Complex Council Chambers 100 W. Woodstock St., Crystal Lake 4:30pm – 5:30pm
City of Chicago - North	<b>Wednesday, October 21, 2015</b> Sulzer Regional Library 4455 N. Lincoln Ave., Chicago 11:00am – 1:00pm
West Cook County	<b>Wednesday, October 21, 2015</b> Howard Mohr Community Center 7640 Jackson Blvd., Forest Park 4:00pm – 6:00pm
Lake County	<b>Thursday, October 22, 2015</b> Waukegan Public Library Main Floor Classroom A/B 128 N. County St., Waukegan 3:00pm – 5:00pm
Southwest Cook County	<b>Thursday, October 22, 2015</b> Oak Lawn Village Hall Board Room (second floor) 9446 S. Raymond Ave., Oak Lawn 4:00pm – 6:00pm
Will County	<b>Monday, October 26, 2015</b> Joliet Public Library Meeting Rm. B (second level) 150 N. Ottawa St., Joliet 4:00pm – 6:00pm
South Cook County	<b>Monday, October 26, 2015</b> Homewood Village Hall, Board Rm. 2020 Chestnut Rd., Homewood 4:00pm – 6:00pm
North Cook County	<b>Tuesday, October 27, 2015</b> Pace Headquarters, Board Room 550 W. Algonquin Rd., Arlington Hts. 4:00pm – 6:00pm
City of Chicago - South	<b>Tuesday, October 27, 2015</b> Olive Harvey College, Cafeteria 10001 S. Woodlawn, Chicago 6:00pm – 8:00pm
City of Chicago - West	<b>Wednesday, October 28, 2015</b> Garfield Park Conservatory Community Room 300 N. Central Park Ave., Chicago 2:00pm – 4:00pm
City of Chicago - Southwest	<b>Thursday, October 29, 2015</b> Arturo Velasquez Institute Conference Center 2800 S. Western Ave., Chicago 3:00pm – 5:00pm
Kane County	<b>Thursday, October 29, 2015</b> Kane County Government Center Auditorium 719 S. Batavia Ave., Geneva 4:00pm – 6:00pm

## 2016 REGIONAL ADA PARATRANSIT SUMMARY

### 2016 Regional ADA Paratransit Operating Budget

Sources of Funds (000's) Total \$174,798

ADA Paratransit-Fund (91.5%) \$159,987



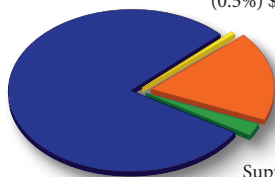
Operating Revenue (8.5%) \$14,811

ADA funding is at \$174.798 million for 2016. Pace expects ridership demand to grow by 5.1% in 2016 reaching over 4 million trips.

ADA fares will remain stable in 2016 and service levels will increase to meet demand.

Uses of Funds (000's) Total \$174,798

City ADA Services (79.3%) \$138,647



Taxi Access Program (TAP) (0.5%) \$942

Suburban ADA Services (17.7%) \$30,868

Support Allocation Costs (2.5%) \$4,341

The majority (79%) of the ADA budget is spent on services in the City of Chicago. Suburban ADA services comprise 18% of program costs. The Taxi Access Program (TAP) operates only in the City of Chicago.

### 2016 Regional ADA Paratransit Service Budget - City/Suburban Details (000's)

Revenue	2015 Estimate			2016 Budget			Net Change 2015-2016
	City	Suburban	Region Total	City	Suburban	Region Total	
Fares—Contract	\$8,375	\$2,306	\$10,681	\$8,793	\$2,444	\$11,237	\$556
Fares—TAP	180	0	180	180	0	180	0
RTA Certification	1,273	425	1,698	1,375	440	1,815	117
Medicaid	1,485	0	1,485	1,485	0	1,485	0
Investment Income	85	0	85	94	0	94	9
<b>Total Revenue</b>	<b>\$11,398</b>	<b>\$2,731</b>	<b>\$14,129</b>	<b>\$11,927</b>	<b>\$2,884</b>	<b>\$14,811</b>	<b>\$682</b>
<b>Expenses</b>							
Contract Services	\$121,185	\$25,487	\$146,672	\$130,826	\$26,404	\$157,230	\$10,558
TAP Services	942	0	942	942	0	942	0
Fuel	0	2,672	2,672	0	3,258	3,258	586
Insurance	282	0	282	272	0	272	(10)
Administration	5,713	683	6,396	6,216	802	7,018	622
RTA Certification	1,168	390	1,558	1,261	404	1,665	107
Other	70	0	70	72	0	72	2
ADA Support Allocation	0	0	4,457	0	0	4,341	(116)
<b>Total Expenses</b>	<b>\$129,360</b>	<b>\$29,232</b>	<b>\$163,049</b>	<b>\$139,589</b>	<b>\$30,868</b>	<b>\$174,798</b>	<b>\$11,749</b>
<b>Funding Requirement</b>	<b>\$117,962</b>	<b>\$26,501</b>	<b>\$148,920</b>	<b>\$127,662</b>	<b>\$27,984</b>	<b>\$159,987</b>	<b>\$11,067</b>
<b>Public Funding</b>	<b>\$0</b>	<b>\$0</b>	<b>\$148,920</b>	<b>\$0</b>	<b>\$0</b>	<b>\$159,987</b>	<b>\$11,067</b>
Net Funding Available	0	0	0	0	0	0	0
Recovery Ratio	10.00%	10.00%	10.00%	10.00%	10.00%	10.00%	0
Base Ridership—Contract	2,792	825	3,616	2,931	874	3,806	190
Total Ridership—Contract	3,284	952	4,237	3,448	1,009	4,458	221
Ridership—TAP	60	0	60	60	0	60	0
<b>Ridership—Total</b>	<b>3,344</b>	<b>952</b>	<b>4,297</b>	<b>3,508</b>	<b>1,009</b>	<b>4,518</b>	<b>221</b>

### Regional ADA Paratransit Capital Budget - Five Year Plan

The Five Year Regional ADA Program is an unconstrained budget as it does not have any capital funding to support its needs.

The Unconstrained Regional ADA Five Year Capital Program needs a total of \$126.8 million for the five years.

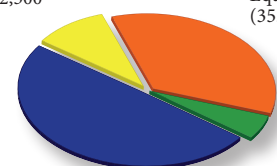
Highlights of the Five Year Regional ADA Program include:

- Replace 1,464 Paratransit buses
- Radio and fare box systems, call recorders and telephone equipment
- Construct up to four garages and up to three transfer center facilities
- Purchase computers, non-revenue vehicles, and office equipment
- Construct ADA bus stop upgrades

### ADA Five Year Capital Needs-Unconstrained \$126,802 (000's)

Stations & Passenger Facilities (10.0%) \$12,500

Support Facilities Equipment (35.0%) \$44,550



Rolling Stock (50.0%) \$62,952

Electrical/Signal/Communication (5.0%) \$6,800

# 2016 SUBURBAN SERVICE BUDGET SUMMARY



The Regional ADA Paratransit budget is separate and described on the reverse side of this brochure.

## Budget Highlights

The 2016 Pace Suburban Service budget contains a number of noteworthy changes highlighted below:

- New fixed route services launched in 2015 add \$6.6 million to the 2016 budget.
- \$1.0 million of new service for I-90 in late 2016.
- Wi-Fi access on fixed route buses will expand in 2016.

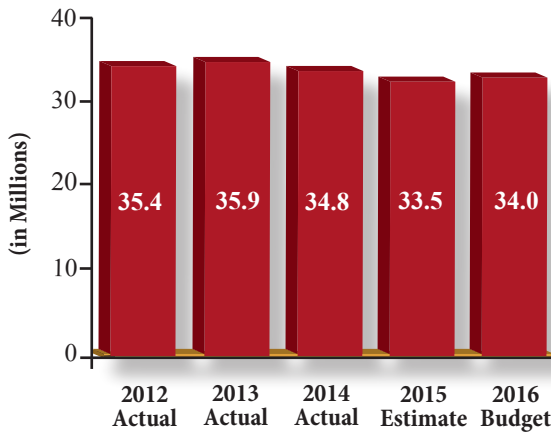
Several fare changes are proposed for 2016:

- Cash fares increase \$1.75 to \$2.00 (adult)/\$0.85 to \$1.00 (reduced) effective January 1, 2016.
- Ventra fares remain flat at \$1.75 (adult)/\$0.85 (reduced).
- Advantage Vanpool fares will be reduced from \$401 to \$250 per month per van (with Agencies providing insurance).
- The fare surcharge on Vanpool customers originating in Indiana will decline from \$27/month to \$6/month.

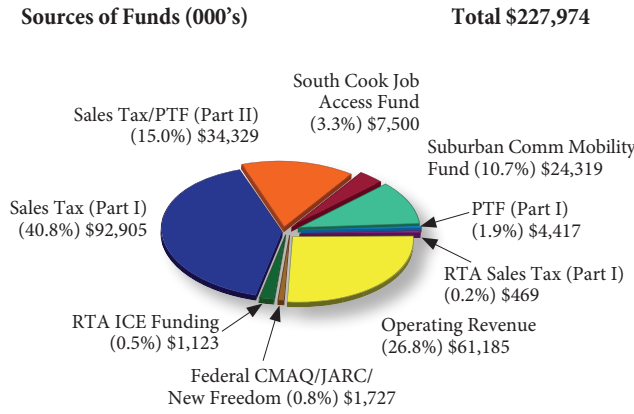
In all, Pace will spend \$228.0 million in 2016 on suburban services and will carry 34 million passengers.

Pace Suburban Service ridership is projected to grow by 1.6% in 2016.

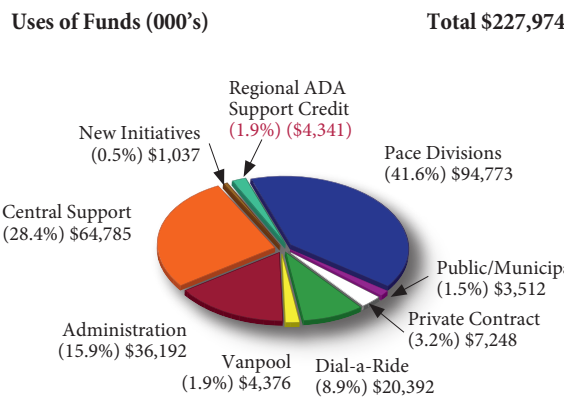
### Pace Suburban Service Ridership



## 2016 Proposed Suburban Service Operating Budget



Operating income generated by fares and local support, ad revenues, and interest comprise nearly 27% of total revenue for Pace. Public funding, primarily from the RTA sales tax and matching state contributions (PTF), provide over 70% of Pace's operating budget.



The 2016 operating budget is balanced to available funding. The majority of the budget is spent on the provision of services by Pace operating divisions and their central support services (fuel, insurance, supplies, etc.). Pace also funds municipal fixed route and dial-a-ride services, private sector contracted services, and vanpool services.

## 2016 Suburban Service Operating Budget (000's)

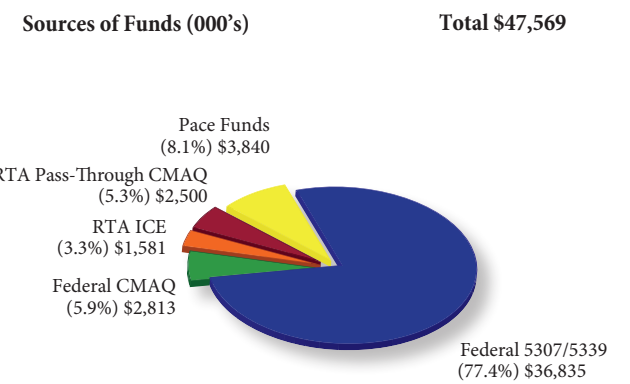
The following table summarizes Pace's proposed operating budget for 2016.

	2016 Budget
<b>Operating Revenue</b>	
Pace-Owned Services	\$34,488
Public/Municipal Contracted Services	1,426
Private Contracted Services	1,845
Dial-a-Ride Services	13,527
Vanpool Program	3,443
Half-Fare Reimbursement	2,610
Investment/Other Income	1,450
Advertising Revenue	2,666
<b>Total Revenue</b>	<b>\$61,185</b>
<b>Operating Expense</b>	
Pace-Owned Services	\$94,773
Public/Municipal Contracted Services	3,512
Private Contracted Services	7,248
Dial-a-Ride Services	20,392
Vanpool Program	4,376
Centralized Operations	64,785
Administration	36,192
New Initiatives	1,037
Regional ADA Support Credit	(4,341)
<b>Total Expenses</b>	<b>\$227,974</b>
<b>Funding Requirement \$166,789</b>	
<b>Public Funding</b>	
Sales Tax (Part I)	\$92,905
Sales Tax and PTF (Part II)	34,329
Suburban Comm Mobility Funds (SCMF)	24,319
PTF (Part I)	4,417
South Cook Job Access Fund	7,500
RTA Sales Tax (Part I)	469
RTA ICE Funding	1,123
Federal CMAQ/JARC/New Freedom	1,727
<b>Total Public Funding</b>	<b>\$166,789</b>
<b>Net Funding Available</b>	<b>\$0</b>
<b>Recovery Ratio</b>	<b>30.00%</b>

## 2016 Capital Program - Suburban Service (000's)

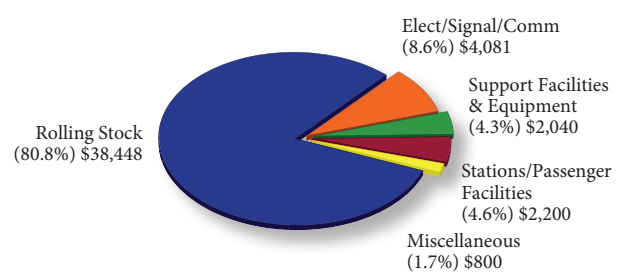
	Funding Source	2016 Budget
<b>Rolling Stock</b>		
75 Fixed Route Buses	Federal 5307/5339	\$34,491
38 Paratransit Vehicles	Federal 5307/5339	2,344
Engine Retrofit	Federal CMAQ	1,613
<b>Subtotal</b>		<b>\$38,448</b>
<b>Electrical/Signal/Communications</b>		
IBS Equipment Replacement	RTA ICE	\$1,581
TSP Equipment - Backhaul Communications	RTA CMAQ	2,500
<b>Subtotal</b>		<b>\$4,081</b>
<b>Support Facilities &amp; Equipment</b>		
Improve Facilities - Systemwide	Pace Funds	\$705
Computer Systems Hardware and Software	Pace Funds	300
Support Equipment/Non-Revenue Vehicles	Pace Funds	1,035
<b>Subtotal</b>		<b>\$2,040</b>
<b>Stations &amp; Passenger Facilities</b>		
Bus Stop Shelters/Signs	Federal CMAQ/Pace Funds	\$2,200
<b>Subtotal</b>		<b>\$2,200</b>
<b>Miscellaneous</b>		
Transit Asset Management Plan	Pace Funds	\$550
Unanticipated Capital	Pace Funds	250
<b>Subtotal</b>		<b>\$800</b>
<b>Total 2016 Suburban Capital Program</b>		<b>\$47,569</b>

## 2016 Suburban Service Capital Program



Pace expects to receive \$36.8 million in Federal 5307/5339 formula funding which will be used entirely to purchase new buses.

## Uses of Funds (000's) Total \$47,569



The majority of capital funds will be used to replace fixed route buses.



### Pace Fleet

Pace operates a mix of under 35' buses, 35', 40' buses, and over-the-road coaches to meet the market conditions (photo, right).

In addition, Pace relies on 503 small paratransit vehicles to meet accessible demand response and suburban community service needs (photo, center).

The Pace vanpool program deploys 779 full size and mini vans throughout the service area (photo, left).