

CCH Monthly Report

Item #26-105

Information contained in this Report was presented to the CCH Board in June 2026



COOK COUNTY
HEALTH

Administrative Updates



COOK COUNTY
HEALTH

New Hires & Promotions



COOK COUNTY
HEALTH

New Leadership Hires

Sheree Boyd, Chief Operating Officer, Ambulatory Services

Cincerlyn Lewis, Nursing Manger, Stroger Hospital

Shannon Wafford, Nursing Manger, Stroger Hospital

Congratulations

Promotions

Shweta Gupta, Chair of the Division of Hematology & Oncology

Daniel Kacrowski, Cermak Medical/Surgical Clinical Director

Ariona Reliford, Senior Manager of Delegation & Vendor Oversight – Health Plan Services

Recognition & Announcements



COOK COUNTY
HEALTH

Good Catch Award Winner

March 2026



COOK COUNTY
HEALTH

Chirag Patel, PharmD



Institutional Research Day Winners

Congratulations to all who participated and made this year's Institutional Research Day a huge success! We had ~70 presentations that followed an outstanding and inspiring keynote address by Dr. Keiki Hinami "The Impact of Building Something in the World."

We're excited to announce the winners:

Outstanding Research Platforms

Samuel Starke - Impact of Expanded Opt Out Testing for Gonorrhea and Chlamydia at Intake to the Cook County Jail

Imari Faceson - Resident-Led Social Media Quality Improvement Initiative to Improve Visibility and Engagement in a Safety-Net Radiology Residency

Joshua Ibarra - Metabolic and Hemodynamic Effects of SGLT2 Inhibition on the "Forgotten" Right Ventricle in Heart Failure

Young Investigator Award

Jay Singh - Predictors of Postoperative Functional Decline After Total Joint Arthroplasty in Older Adults: A National Surgical Quality Improvement Program Analysis

Outstanding Moderated Research Studies

Ramon Romano - Time to Imaging and Functional Outcomes: Visualizing Predictive Trends between Door-to-Imaging, NIHSS, and mRS

Shubhashis Saha - Anticoagulation Discontinuation Is Safe in Patients With Successful Atrial Fibrillation Ablation: Meta-Analysis of Randomized Controlled Trials

Outstanding Moderated Case Studies

Aishwarya Anweri - The Neglected cardiomyopathy Chagas Disease

Julia Sidor - Return of the Great Mimicker: Abdominal Tuberculosis in an Immunocompetent Patient



Outstanding Research Posters

Daniel Hindmand - Cutaneous Leishmaniasis in New Arrivals from the Southern U.S. Border

Samuel Odoi - Cardiac Rehabilitation at Cook County Health: Better Late than Never

Outstanding Case Study Posters

Grace Yoon - Sentinel Lymph Node Biopsy After Neoadjuvant Therapy in Triple-Negative Breast Cancer: Two Illustrative Cases

Tiaranesha Jackson - A case of hypohidrotic ectodermal dysplasia and pigmentary mosaicism

Nurse Clinical Excellence Award Winners



COOK COUNTY
HEALTH

CCH Nurse of the Year

Aneesha Powell-Humphrey
Community Care Coordination

Charlotte Langill, Pediatrics
Rising Star

Indu Abraham, CCDPH
Clinical Nursing

Kathy Roberts, GMC
Advance Practice Nursing Educator

Karin Warden-Thomas, GMC
Advance Practice Nursing Leader

Kim Villarreal, Cermak Health
Correctional Health

Manju Thomas, Orthopedics
Advance Practice Nursing Preceptor

Meredith Berlin, Endocrinology
APRN of the Year

Simi Joseph
Volunteerism

Wai Yip, General Medicine
Patient Care Support

Patricia Taylor, Community Care Coordination
Preceptorship

Michele Spikes Cain, CCDPH
Public Health Care

Priya Purathur
Education & Mentorship

Rolanda Watson, Community Care Coordination
Community Care

Tara Denise Goodie, Patient Experience
Partners in Nursing

Bincy Poothurail, SICU
Leadership



COOK COUNTY
HEALTH

National Black Nurses Association

Congratulations to **Shelise A. Roberts**, Public Health Nurse, who was recognized as a National Black Nurses Award recipient at the 38th Annual National Black Nurses Day Program!

Michele Spikes-Cain, DNP, CCDPH Associate Director of Nursing, also served as the keynote speaker of the event.

Thank you both for your commitment to nursing excellence!



Congratulations to three CCH leaders for being named as Chicago Defender Vital Signs honorees: 25 standout Black professionals making a lasting impact.

- **Donnica Austin-Cathey**
Chief Hospital Executive, John H. Stroger Jr. Hospital
- **Denise Gilbert**
Chief Nursing Officer, CCDPH
- **Dr. Jorelle R. Alexander**
Chair of the Department of Oral Health

Congratulations!



Navy Medicine Renews Commitment to Excellence in Trauma Care

Cook County Health and the United States Navy officially reaffirmed our partnership on April 28 with a new Memorandum of Understanding, expanding training opportunities and deepening a collaboration that strengthens clinical excellence, readiness, and community impact.



Cook County Health, Vitalant Partner to Encourage Blood Donations for Moms



Cook County Health joined Vitalant, our partner blood center, for a press conference on May 4 to raise awareness about the need for blood products during labor and delivery.

The event supported Donate for Mothers, Vitalant's initiative to inspire people to donate blood in honor of the moms who inspire us.

Cook County Health held a second Donate for Mothers blood drive on May 20.



Maternal Health Care Roundtable

Leaders from Cook County Health, Cook County Department of Public Health, and CountyCare were joined by Senator Dick Durbin and Board Chair Raul Garza on May 8 to discuss the health system's initiatives that support maternal health as well as opportunities to further reduce disparities in care and improve outcomes for the residents of Cook County.



Media Dashboard & Social Media Report



COOK COUNTY
HEALTH

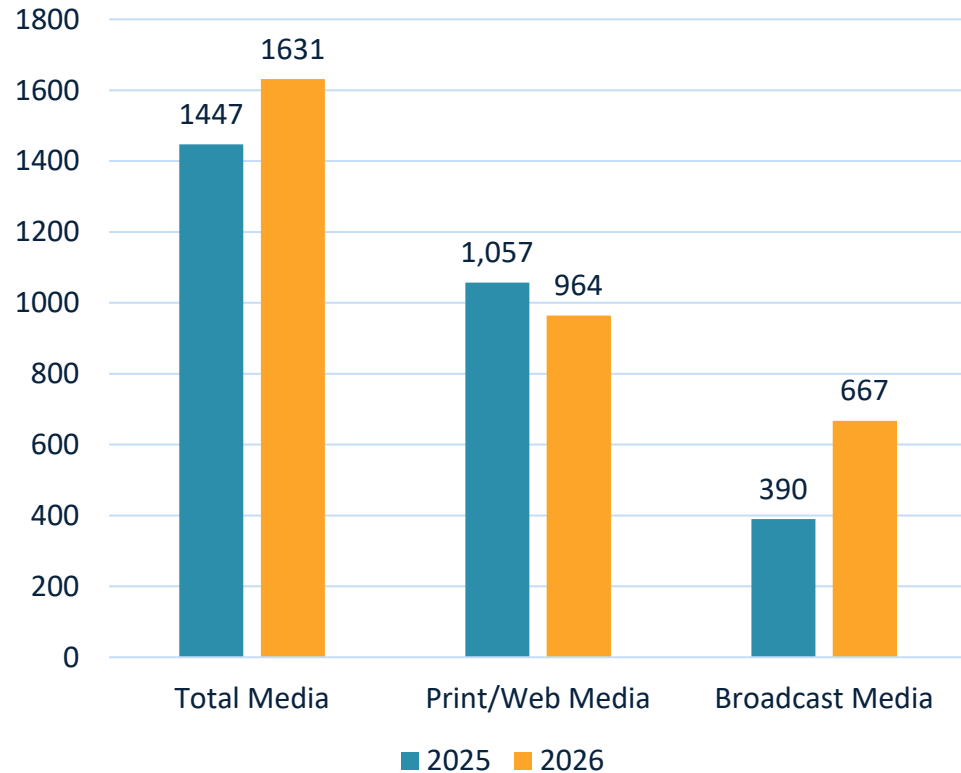
Media Summary 2026 (Jan. 1-May 10)

Earning valuable media placements in a competitive market

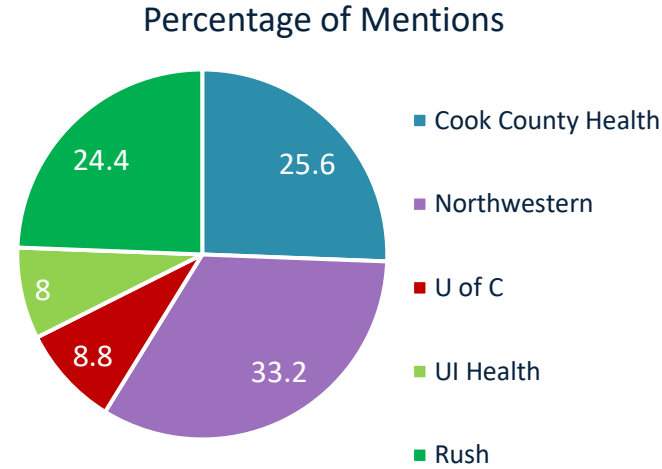


COOK COUNTY HEALTH

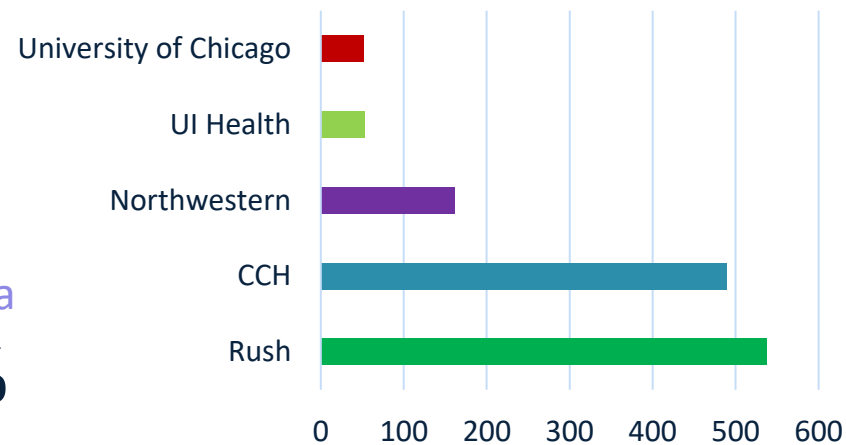
Cook County Health Media (Jan.1-May 10 Year Over Year)



Media Benchmarking (Top Local Media Sources)



Local Reach (in Millions)



Total Media Value

\$39M

Total Reach

4.16B

Spanish Media

Up 50%



Healthy Super Bowl app ideas

By ABC7 Chicago Digital Team
Wednesday, February 4, 2026



*Source: Meltwater Media Intelligence

Social Media

Creating content that resonates with our audience, driving fan growth and engagement



Jan. 1 – May 10, 2026

Total Fans Growth	Total Posts	Total Impressions	Total Engagements	Video Views	Click links
42.4K <i>Up 24%</i>	938	4.8M <i>Up 151%</i>	115K <i>Up 114%</i>	549K <i>Up 678%</i>	17.9K <i>Up 50%</i>



@Cook County Health
Apr 2 • 2:00 PM

We were proud to celebrate the reopening of Stroger Hospital's pediatric playroom where our little patients will get to explore becoming independent and creative while playing in a safe environment.



@Cook County Health
Mar 26 • 5:02 PM

Do you want to pursue a career in medicine and make a difference? Visit our website and apply to the Provident Scholarship fund before Sunday, April 19. Apply now at the link in bio.



@Cook County Health
May 5 • 2:00 PM

¡Feliz Cinco de Mayo! This healthy Taco Bowl recipe is a copycat version of the Taco Bell Cantina Chicken Bowl, but with lower sodium and a lot less fat. Recipe: <https://t.co/Ckfa2g935V> #CincoDeMavo #TacoBowl <https://t.co/i3966nAiap>



@Cook County Health
Apr 23 • 2:46 PM

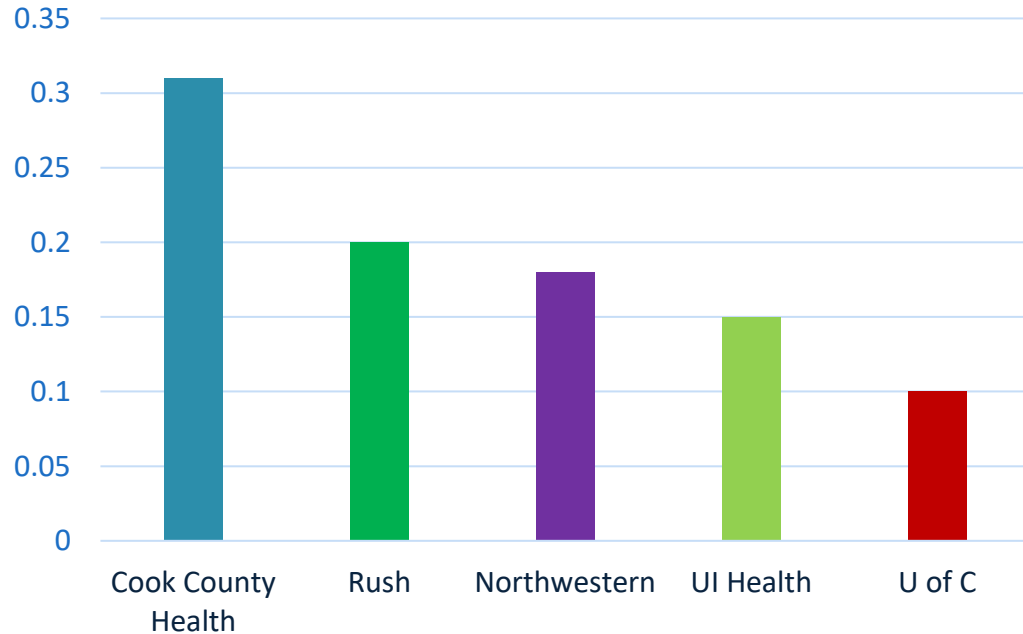
Cook County Health is celebrating the 60th anniversary of the trauma department at Stroger Hospital, recognizing its role in advancing trauma care and saving lives across Cook County.

Social Media Benchmarking

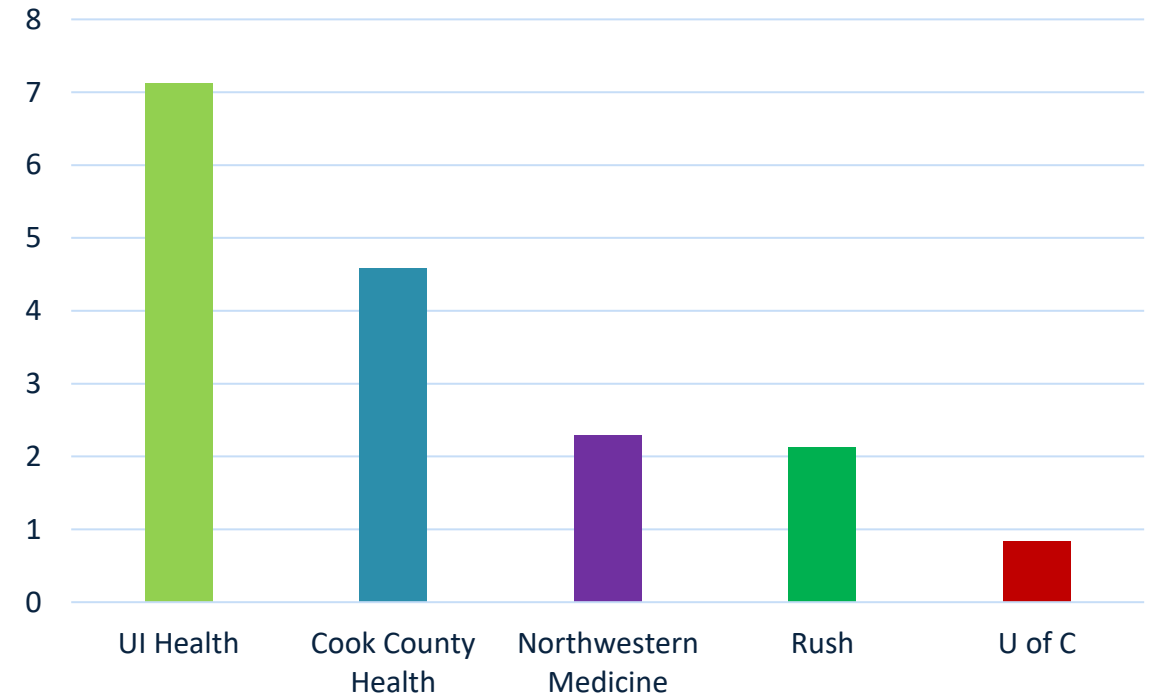
Building one of the most engaged and fastest-growing social media communities in the market

Jan. 1 – May 10, 2026

Engagement Rate per Post



Percentage of Fan Growth



*Source: Meltwater Media Intelligence

Featuring Patient Stories

Elevating CCH's reputation as a provider of choice through personal testimonies

COOK COUNTY
HEALTH



Patient stories are an essential way for us to talk about the work we are doing through the patients themselves. It doesn't always have to be a big, dramatic moment.

Sometimes the simple stories can have just as much an impact.

Like John's story.

HIV Integrated Services Campaign

The Challenge

Our insights --->

The Reality

Black and Latino communities continue to face:

- Higher HIV infection rates
- Stigma around testing and treatment
- Misinformation that prevents care

Our Goal

Drive awareness, trust, and engagement across priority populations

- **Awareness** [Impressions, reach, frequency]
- **Engagement** [Events, Clicks and Calls]

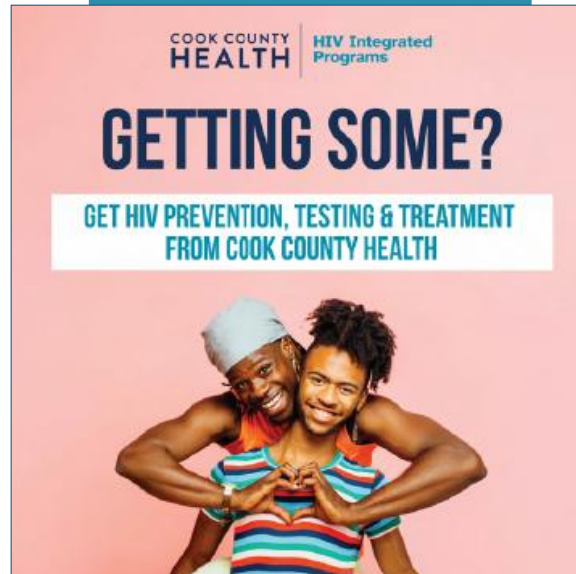
Our Approach

Meet people where they are with culturally relevant and bilingual messaging:

- **Digital** [Meta, Search, Audio, Dating Apps, Website]
- **OOH** [Bus Shelters, billboards, posters]
- **Community** [Events & grassroots materials]

LGBTQI

Stigma, mistrust, and misinformation are still barriers to care and prevention.



January – March 2026

- **Awareness:** 12.3M impressions, 961K reach, Frequency of 12.8 [benchmark of 3–8]
- **Engagement:** 132.6K clicks, and 2.3K calls, Website visit 5 min 13 sec [benchmark 1 min]

Women

Black [50% new cases] and Latina [3X more than white]



April – May 2026

- Results 4/1-4/30
- **Awareness:** 5.6M impressions [Billboards & TikTok], 304K views
 - **Engagement:** 24K clicks, digital outperforming industry CTR benchmarks

Men

Black [8X] and Latino [5X] compared to white men.



July – August 2026

- Estimated results
- **Awareness:** 2.7M impressions
 - **Engagement:** 30K clicks

Podcast: Total Health Talks

The Opportunity

192 million Americans are listening to podcasts

In April 2024, we launched Total Health Talks



Our Approach

- **Additional way for patients to access** trusted, easy-to-understand health information that empowers better health outcomes.
- **Bilingual and culturally relevant** content
- **Video-first** distribution
- **Consistent cadence** of episode releases

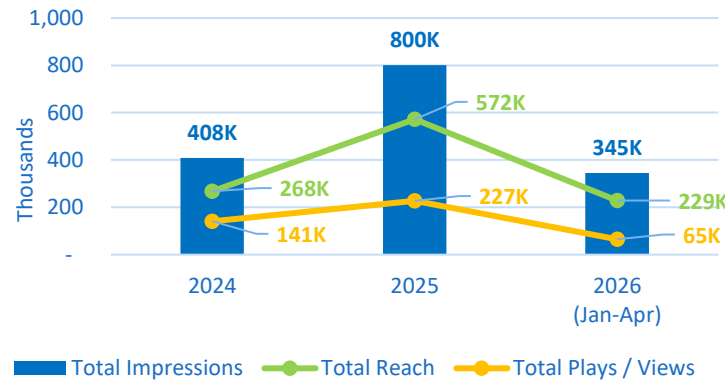
Themes covered

- Prostate Health
- Family Meals
- Cancer Care
- Heart Habits
- Preparing for Pregnancy
- Beyond Birth
- BTS Spanish
- School Year Steadiness
- Respiratory Viruses
- Genes and Cancer Risk
- Mental Health
- Colon Cancer
- Fine Print of Your Medications
- A Conversation with CCH CEO: First 100 Days
- Kidney Care
- Climate Change
- Exercise in Daily Life
- Cuidado Renal
- Skin Health
- Emergency vs. Urgent Care
- Mindful Eating
- Comidas Saludables
- Why Sleep is Essential
- Oral Health

The Results

Steady growth since launch

- Paid **Social Media promotion**
- **Awareness nearly doubled** from 2024 to 2025
- **2026 is already pacing** toward another strong growth year



Episode Highlights

Different health topics drove different types of engagement:

- **Preventive and everyday health topics** Strongest overall awareness
- **Preventive screening content** Performed best for reach and visibility.
- **Mental health and emotional wellness episodes** Highest engagement and sustained organic interest.
- **Spanish-language content** Strongest click-through performance.

Total Episodes Published

32, about 14 per year

[Podcast | Cook County Health](#)

Public Education Campaigns



COOK COUNTY HEALTH

Cook County Health delivers trusted, culturally relevant health information through integrated campaigns that inform, empower, and connect residents to the care and resources they need to live healthier lives.

Birthday Screening Program

Provides free **annual screenings for uninsured residents during their birthday month**

Cook County Health Birthday Health Screening Program

Cook County Health is proud to offer **free prostate cancer** and **free breast cancer screens to eligible Cook County residents** during the month of their birthday.

Prioritize your health on your birthday and schedule your appointment today!

Call **312-864-4289**

Some private insurance plans may require a co-pay or co-insurance to be collected. Having trouble paying your bill? Cook County Health can help. Call 866-223-2817.

COOK COUNTY HEALTH
Accessible. Exceptional. For All.

Medicaid Get the Facts

A bilingual outreach campaign **helping residents stay informed about Medicaid eligibility changes**

MEDICAID GET THE FACTS

Changes to Medicaid are coming. **ARE YOU READY?**

Medicaid changes begin January 2027.
(October 2026 for qualified immigrants)

STAY ENROLLED STAY CONNECTED STAY INFORMED

STAY ENROLLED
Changes to Medicaid are coming. But they do not start for most people until January 2027.*

REDETERMINATION EVENTS

Right now, you still can:

- Get Medicaid health coverage.
- Sign up or renew your plan at aha.illinois.gov.
- Get in-person help at a redetermination event.

*Changes to Medicaid for some immigrants begin October 2026.

We are All Welcome Here

Reinforcing Cook County Health's **commitment to respectful, culturally responsive, and equitable healthcare**

ALL ARE WELCOME HERE

Cook County Health believes health care is a human right. We care for all people, regardless of their immigration status, religious beliefs, sexual orientation or ability to pay.

TODOS SON BIENVENIDOS AQUÍ

Cook County Health cree que el cuidado de la salud es un derecho humano. Ofrecemos cuidado médico a todos, independientemente de su estatus migratorio, creencias religiosas, orientación sexual, o habilidad para pagar.

ALL ARE WELCOME 这里真诚欢迎大家
WSZYSCY SĄ TUTAJ MIŁO WIDZIANI Тут раді кожньому
الجميع مرحب بهم هنا

cookcountyhealth.org

Food As Medicine

Nutrition **education, healthy food access, and community partnerships** to help prevent and manage chronic diseases

Cook County Health Food As Medicine

Cook County Health Food Pantry

Open to eligible CCH Belmont Cragin patients referred by a provider or a care coordinator.

OPEN WEDNESDAYS
10 AM – 4 PM

CCH Belmont Cragin Health Center
5501 W Fullerton Ave, Chicago, IL 60639
(773) 395-7400

Fresh produce and healthy non-perishable items will be available to choose from.

Healthy Food Fast

We all need healthy, affordable and delicious recipes that are great for families. Our Cook County Health dietitians will share some of their favorite recipes that are easy to prepare and include many pantry staples.

10-Minute Chili

This quick, affordable and family-friendly chili is packed with vegetables, fiber and plant-based protein. Made with pantry staples and fresh produce, it comes together in just 10 minutes and is perfect for busy weeknights.

Earned Media Dashboard



Total Media Placements

262



Total Reach

381.3M



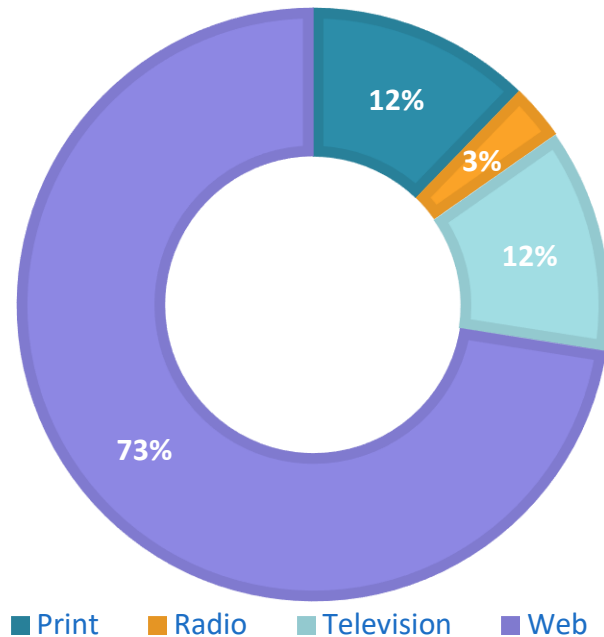
Total Media Value

\$3.5M

Top Local Media Outlets

1. *ABC 7 Chicago*
2. *WTTW*
3. *CBS 2 Chicago*
4. *Fox 32 Chicago*

Media by Outlet Type



Most Common Topics

1. Trauma 60th anniversary
2. Federal Medicaid Cuts
3. Rectal Cancer rates

Top Headlines

**CHICAGO
SUN★TIMES**

The Hardest-Working Paper in America

How to spot health misinformation that's fueling rise in disease outbreaks

AP ASSOCIATED PRESS

Cook County Health Recognizes 60th Anniversary of Trauma Unit

Daily Herald

A bright start: Cook program brings nurses to expectant moms and infants, tackles mortality trends



Explaining Hantavirus

BECKER'S
HOSPITAL REVIEW

Why Cook County Health's Medicaid coverage loss strategy is drawing attention



Doctors warn of rising rectal cancer risk in younger adults

**Block Club
Chicago**

Illinois Hospitals Set Protocols for ICE. Whether Federal Agents Will Follow Them Is Not Clear



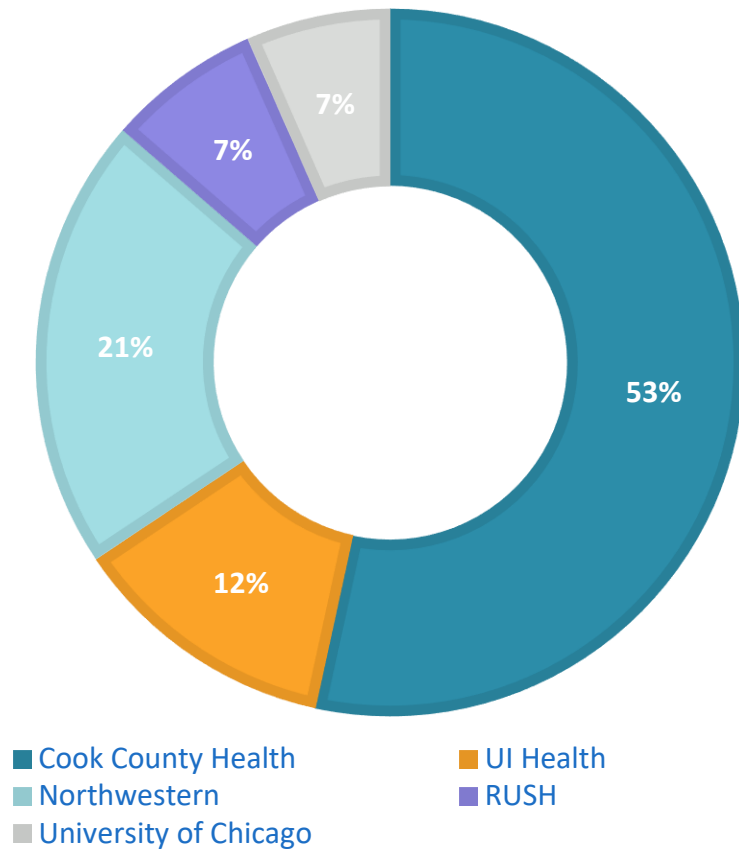
Obamacare premiums in Illinois rose sharply but not as much as expected



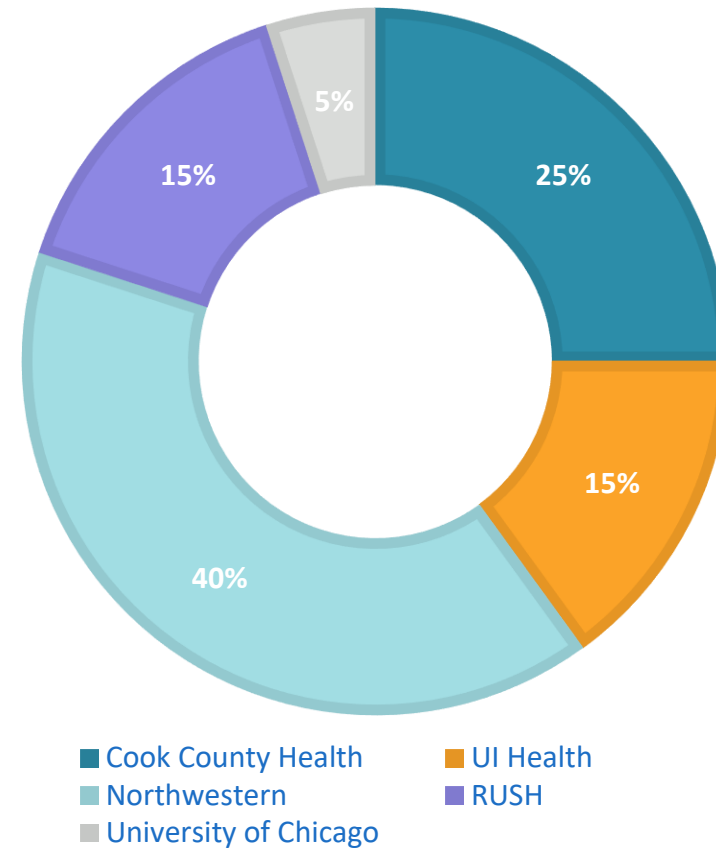
Navy Medicine renews commitment to excellence in trauma care

Media Benchmarking

Share of Reach



Share of Mentions



Social Media Summary

During April 16 – May 10, the communications team posted content on Facebook, Twitter, Instagram and LinkedIn for Cook County Health.

- **Facebook – 61 posts**
<https://www.facebook.com/Cookcountyhhs/>
- **Twitter – 42 posts**
<https://twitter.com/CookCtyHealth>
- **Instagram – 43 posts (includes stories and IGTV)**
<https://www.instagram.com/cookcountyhealth/>
- **LinkedIn – 37 posts**
<https://www.linkedin.com/company/cook-county-health/>

Social Media Summary

(In comparison to last year during the same time period)

Twitter

- Impressions: **2.3K**
- Video Views: **173** (up **82%**)
- Engagements: **56** (up **22%**)
- Followers: **4.6K**

LinkedIn

- Impressions: **48.6K** (up **8%**)
- Page Views: **3.4K**
- Engagements: **4.8K** (up **31%**)
- Followers: **22.6K** (up **2%**)

Facebook

- Total impressions: **840K** (up **8%**)
- Post engagement: **20.8K** (up **1%**)
- Page Views: **835.1K** (up **9%**)
- Page followers: **10.6K** (up **84** from previous report)

Instagram

- Impressions: **50.6K** (up **26%**)
- Engagement: **454**
- Followers: **4.6K** (up **1%**)

Facebook Insights

Top Boosted Posts

Cook County Health
 Published by Agorapulse · April 17 at 8:29 AM · 🌐

Se avecinan cambios en Medicaid, pero aún no cambió nada.
 Mantenga activa la cobertura de su plan de salud y su información actualizada.
 Por ahora no hay cambios, pero lo mantendremos informado.
 Aprenda más en GetMedicaidFacts.com.



Medicaid
LO QUE DEBES SABER

¿SIGUES CU... NICE

¡Vienen cambios en... No ghostees tu cob... Sigue inscrito. Man... GetMedicaidFacts.com

GENERAL METRICS			
16	1	1	3.39%
Reactions	Comments	Shares	Eng. Rate

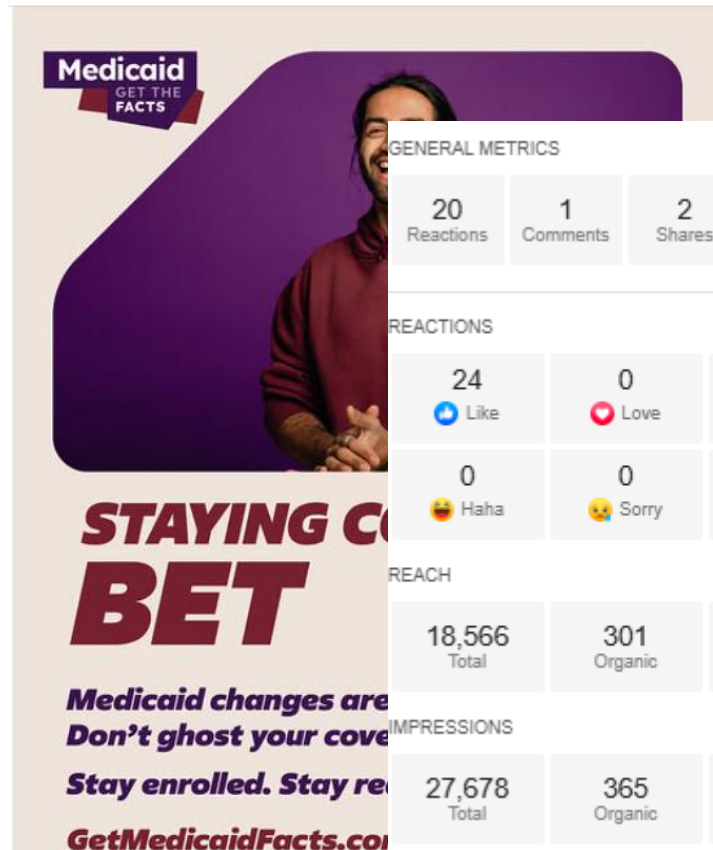
REACTIONS		
16	0	0
Like	Love	Wow
0	0	0
Haha	Sorry	Angry

REACH		
16,805	263	16,437
Total	Organic	Paid

IMPRESSIONS		
28,674	343	28,331
Total	Organic	Paid

Cook County Health
 Published by Agorapulse · April 17 at 8:29 AM · 🌐

Medicaid changes are coming, but nothing has changed yet.
 Keep your health plan coverage active and your info up to date.
 Nothing changes right now but we'll keep you posted.
 Learn more at GetMedicaidFacts.com.



Medicaid
GET THE FACTS

STAYING CO... BET

Medicaid changes are... Don't ghost your cover... Stay enrolled. Stay re... GetMedicaidFacts.com

GENERAL METRICS			
20	1	2	3.85%
Reactions	Comments	Shares	Eng. Rate


REACTIONS		
24	0	0
Like	Love	Wow
0	0	0
Haha	Sorry	Angry

REACH		
18,566	301	18,386
Total	Organic	Paid

IMPRESSIONS		
27,678	365	27,313
Total	Organic	Paid

Facebook Insights

Top Organic Posts

Cook County Health • Published by Meltwater Engage • April 23 at 9:44 AM • 

Cook County Health is proud to be recognizing the 60th anniversary of our Trauma and Burn unit! Thanks to all present and past staff members who have contributed to the success of the department and have supported our patients.

https://www.youtube.com/live/wQ_lpVK_rMk?si



GENERAL METRICS

50 Reactions	0 Comments	8 Shares	20.83% Eng. Rate
-----------------	---------------	-------------	---------------------

REACTIONS

170 Like	153 Love	1 Wow
0 Haha	0 Sorry	0 Angry

REACH

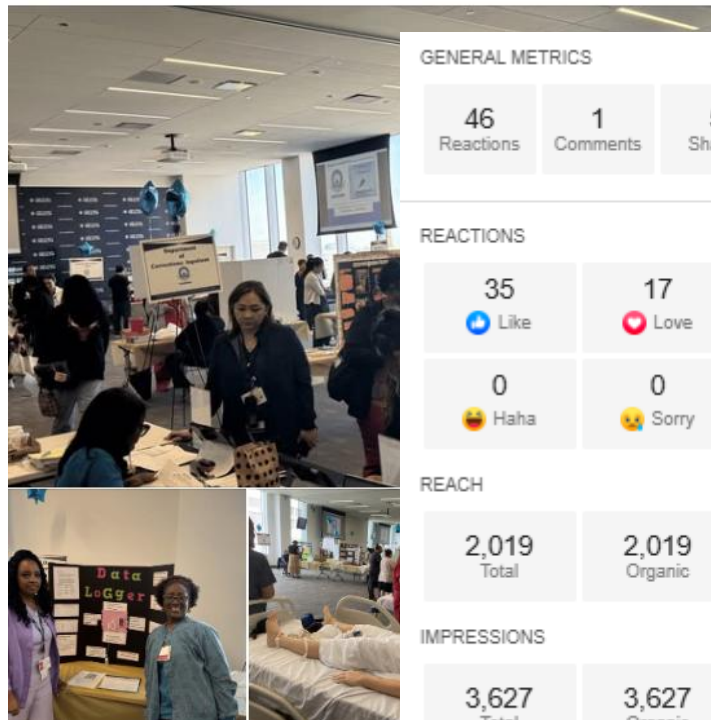
3,365 Total	3,365 Organic	0 Paid
----------------	------------------	-----------

IMPRESSIONS

6,830 Total	6,830 Organic	0 Paid
----------------	------------------	-----------

Cook County Health • Published by Meltwater Engage • May 5 at 12:00 PM • 

Last month, Nursing Professional Development & Education hosted its annual Skills Fair, where over 1,500 nurses and staff validated essential skills to maintain high standards of care. Through ongoing education and career development, Cook County Health supports clinical excellence and patient-centered care every day.



GENERAL METRICS

46 Reactions	1 Comments	5 Shares	25.46% Eng. Rate
-----------------	---------------	-------------	---------------------

REACTIONS

35 Like	17 Love	0 Wow
0 Haha	0 Sorry	0 Angry

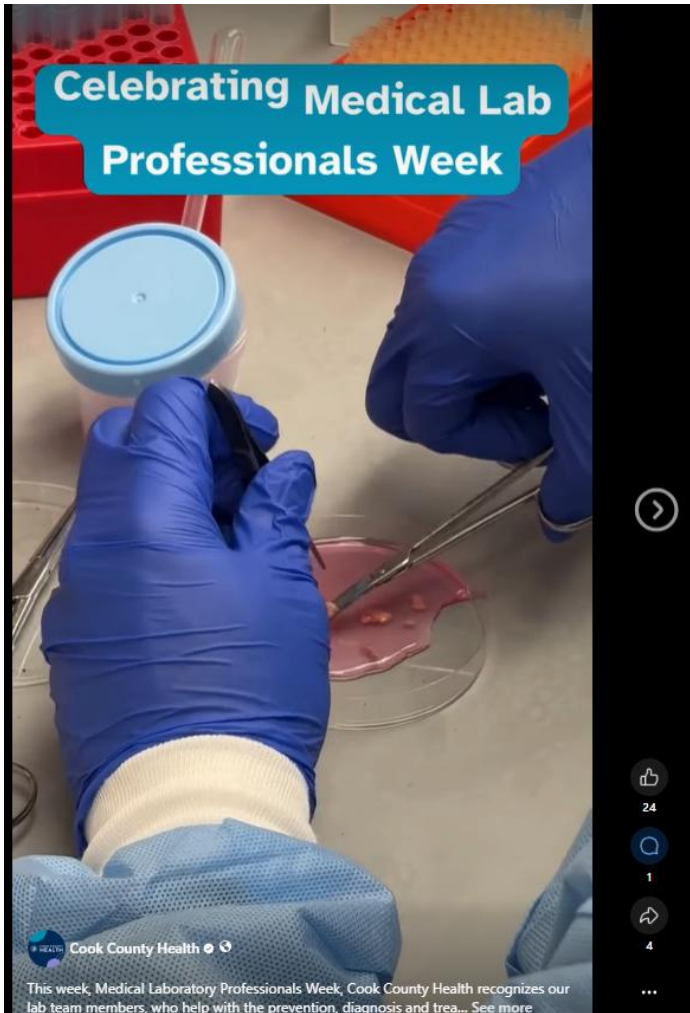
REACH

2,019 Total	2,019 Organic	0 Paid
----------------	------------------	-----------

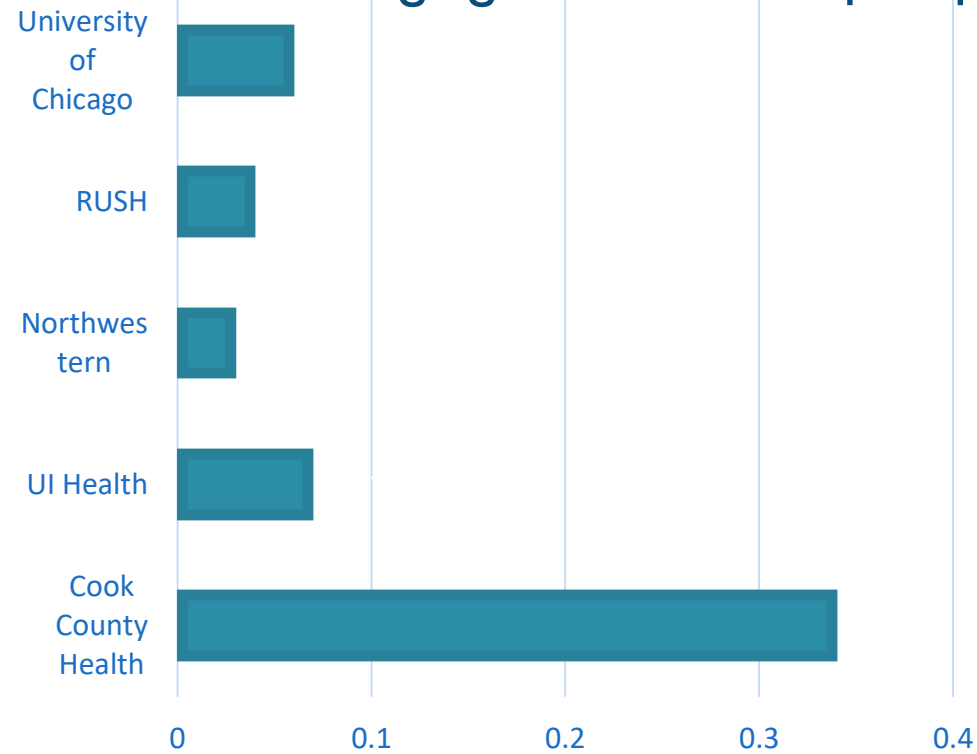
IMPRESSIONS

3,627 Total	3,627 Organic	0 Paid
----------------	------------------	-----------

Facebook Benchmarking



Engagement Rate per post




Twitter Insights

Top Posts

Cook County Health
@CookCityHealth

We close out Medical Lab Professionals Week with a spotlight on Gia, who began her career working alongside Dr. Prieto in his clinic and then in chemistry at the Hektoen Building. She transitioned to the blood bank at the original Cook County Hospital and continues her work now.

CCH Historical Spotlight



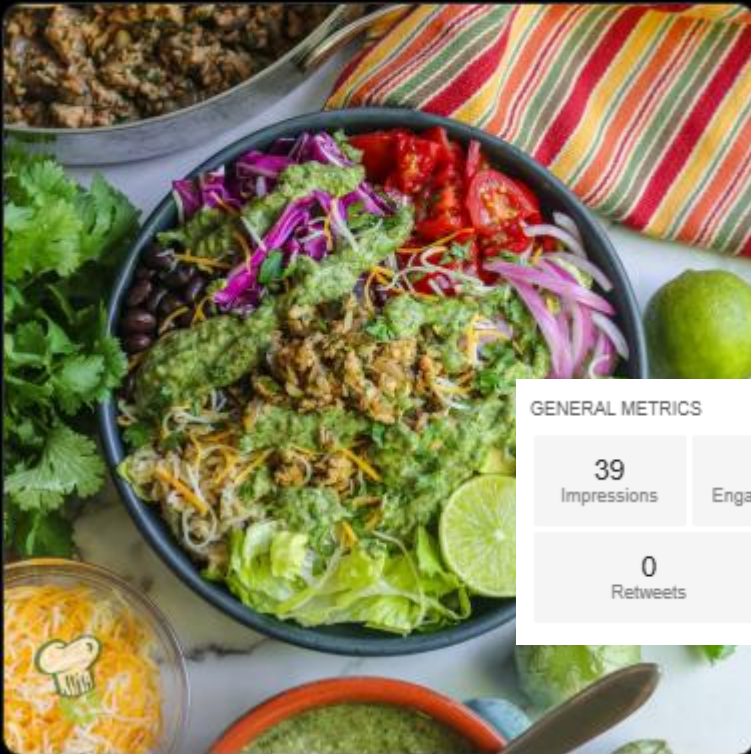
Guillermina "Gia" Barcenas - 45+ Years of Service
Medical Lab Professionals Week

GENERAL METRICS

131 Impressions	1 Engagements	1 Likes
0 Retweets	0 Replies	

Cook County Health
@CookCityHealth

¡Feliz Cinco de Mayo! This healthy Taco Bowl recipe is a copycat version of the Taco Bell Cantina Chicken Bowl, but with lower sodium and a lot less fat. Recipe: healthecooks.com/recipe/taco-bo... #CincoDeMayo #TacoBowl

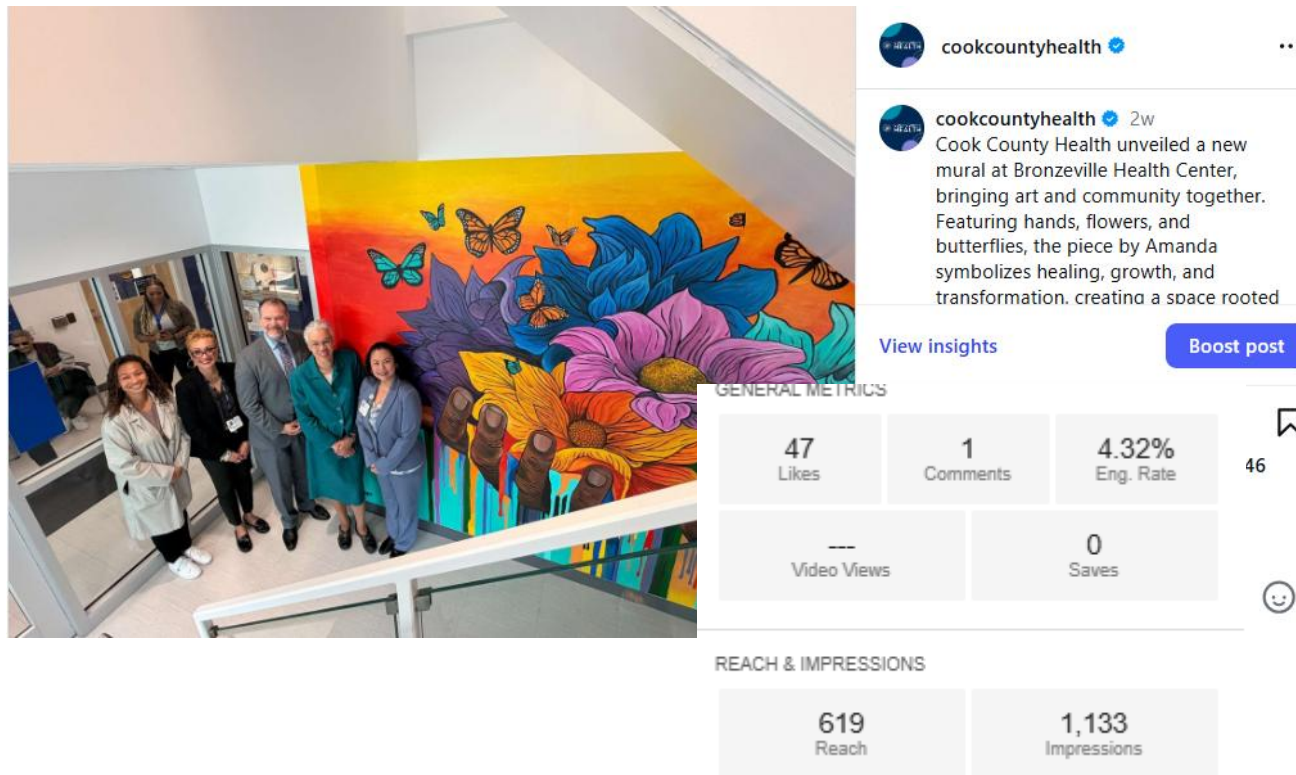


GENERAL METRICS

39 Impressions	4 Engagements	2 Likes
0 Retweets	0 Replies	

Instagram Insights

Top Posts



Legislative Updates



COOK COUNTY
HEALTH

CEO Report Legislative Updates

Local



The **week of May 11th**, CCH leadership appeared before the following Cook County Board committees to provide testimony and respond to questions from Commissioners.

Finance Committee – Scott Spencer, Interim Chief Financial Officer addressed questions related to the County’s *Monthly Revenues and Expenses Report* as well as *CCH’s Monthly Report* which is a compilation of the metrics and presentations made to the CCH Board of Directors from the previous month;

Health & Hospitals Committee – Win Buren, Chief Human Resources Officer and Craig Williams, Executive Chief Operating Officer presented CCH’s Semi-annual Agency Utilization Report.

Labor - Win Buren, Chief Human resources Officer and Nick Shields, Chief External Affairs and Civic Engagement Officer made a presentation in response to a Resolution calling on all independent offices and agencies to provide the County Board with an update on *Cook County Government’s State of Labor*.

Contract Compliance – Shannon Andrews, Chief Equity & Inclusion Officer and Charles Jones, Chief Procurement Officer participated in the meeting to respond to any CCH related questions pertaining to the 2025 Cook County Annual Diversity Report.

The **Cook County Board of Commissioners met on May 14, 2026**. At the regularly scheduled Cook County Board Meeting the following items pertaining to CCH appeared on the agenda:

- proposed grant award renewal from the University of Cincinnati for the Evaluation of Tirzepatide as an Adjunct Buprenorphine in the amount of \$796,259.00 for a term of 3.1.2026-2.28.2027;
- CCDPH’s Quarterly Report/Q2 was referred to the Health and Hospital Committee for consideration;
- CCH’s Annual Behavioral Health Report was referred to the Health and Hospital Committee for consideration.

CEO Report Legislative Updates State



The Illinois Senate and House of Representatives are scheduled for session through May 31. The new state fiscal year starts July 1.

Cook County Health has been working with the legislative team in the President's Office on CCH's 2026 state legislative priorities, which include:

- Protecting and preserving Medicaid and other programs that provide comprehensive, affordable health coverage
 - CCH supports legislation led by Legal Council for Health Justice, [SB3462](#) / [HB4824](#), which preserves Medicaid for humanitarian immigrants with legal status who would otherwise lose coverage starting October 2026 as a result of changes from H.R.1.
 - CCH supports [HB2371, SA2](#), which protects contract pharmacy arrangements for 340B covered entities.
- Increase funding to local health departments
 - CCDPH supports [SB2766/HB4579](#), which adds \$10M to the local health protection line in the IDPH budget. This would result in an approximately \$1M increase to the state allocation to CCDPH.
- Advocating for evidence-based behavioral health interventions and systemic changes that improve access to care to mental health and substance use disorder services.
 - CCH supports HB4039, also known as the HOPE Act, which is being led by the harm reduction community and seeks to improve access to and systems of treatment for substance use disorder services.
 - CCH supports [HB2929](#), which establishes a pilot program and regulations for Overdose Prevention Sites in Illinois.

CEO Report Legislative Updates State

During the 2025/2026 Marketplace open enrollment period, 448,468 Illinois residents enrolled in Marketplace plans, representing a 3.7% decrease in enrollment compared to last year.

- Illinois Marketplace enrollees are paying an average of 26% more for their coverage this year than last year (\$328/month compared to \$260/month in 2025). Enhanced premium tax credits expired at the end of 2025 and Congress did not take action to extend them.
 - Illinois saw a smaller decrease in Marketplace enrollment compared to the overall 5% decrease nationally.
 - Effectuated enrollment numbers will provide a clearer picture of who has kept up with premium payments and remain insured – these numbers are expected in June.

About 190,000 Marketplace enrollees had their coverage auto-renewed from 2025. Enrollees have a 90-day grace period to pay for coverage before the policy is cancelled.

This is the first year that Illinois is running a state-based Marketplace, which allows Illinois to help customers move more easily between Medicaid and the Marketplace, and open up more Special Enrollment Periods.

CEO Report Legislative Updates State

H.R. 1 requires Illinois to enact work requirements for Able-Bodied Adults Without Dependents (ABAWDs) in the Supplemental Nutrition Assistance Program (SNAP), effective February 1, 2026. ABAWDs who do not meet work requirements or qualify for an exemption may only receive SNAP benefits for three months during a three-year period. An estimated 150,000 Illinois households lost access to SNAP May 1, 2026.

H.R. 1 also cut off SNAP benefits for approximately 14,000 humanitarian immigrants with legal status in Illinois, including victims of trafficking, refugees, asylum seekers, effective April 1, 2026.

H.R.1 imposes a similar work requirement for non-disabled adults on Medicaid, which is scheduled to take effect 2027.

- **Most adults with Medicaid who can work do work.**
- Arkansas piloted work requirements in 2018. Over a 4-month period of implementation, 18,000 residents lost coverage before a federal judge halted the program. A 2019 study showed that 97% of those who lost coverage were already meeting the requirement or should have received an exemption.

CEO Report Legislative Updates State

1115 Medicaid Waiver

The Illinois Department of Healthcare and Family Services (HFS) shared an updated timeline for the rollout of Medicaid services authorized by the [Healthcare Transformation 1115 Medicaid waiver](#). Illinois received federal approval for this waiver July 2024.

Tentative go-live timeline (subject to change):

- January 1, 2027: Medical respite
- January 1, 2027: Pre-tenancy Navigation and Housing Transition Services, and Tenancy and Sustaining Services and Individualized Case Management
- July 1, 2027: Reentry services start to roll-out at carceral facilities
- FY27: Further planning for nutrition services, additional housing services and non-medical transportation. Depending on planning and budget availability, these programs will launch in FY28.

HFS is also evaluating the future implementation of violence prevention services and supported employment in subsequent state fiscal years.

Cook County Health has been actively engaging with HFS and via internal workgroups to be ready to implement new waiver services.

Medicaid Impact Working Group Updates



In September 2025, Cook County Health hosted an initial cross-sector convening of 60+ health care providers, payers, foundations, academia, advocates, community organizations, business to mitigate harms from H.R.1 eligibility changes.

Short- and long-term action items identified include:

- Create and disseminate communications and training resources
- Identify best practices from restart of Medicaid redetermination following end of the Public Health Emergency
- Leverage technology platforms including electronic medical records, provider/patient portals, AI, etc.
- Prioritize exempting eligible individuals
- Strengthen and coordinate health care for the uninsured

Three sub-groups have been established and include: coalition building, communicate/educate, innovate/create. A second in-person meeting took place early March.

CCH is working closely with HFS. Detailed federal guidance on implementation has not yet been issued, which limits communication and mobilization efforts.

CCH is also working with the National Association of Counties (NACo) to scale best practices, learn from other counties, and leverage collective advocacy opportunities.

CCH shared updates with the Health & Hospitals Committee of the Cook County Board of Commissioners on April 14.

Current State of Play in Congress

- **Congress passed a Fiscal Year (FY) 2026 Department of Homeland Security (DHS) appropriations bill with no funding for or reforms to immigration enforcement**
- **Senate and House passed a budget resolution paving the way for a party-line budget reconciliation bill to fund up to \$72 billion for immigration enforcement**
 - White House seeking \$1 billion for security as part of the East Wing Modernization Project of which \$220 million would be for the White House ballroom
 - Budget resolution expected to be on the Senate and House floor the week of May 18 to meet the President's June 1st deadline
 - Both chambers scheduled to be on recess the week of May 25th
- **FY27 appropriations bills moving forward in the House**
 - Labor-HHS subcommittee consideration not scheduled until June 5th
 - Senate has not announced a markup schedule yet
- **House passes a Farm Bill, largely on party lines, that does not mitigate the SNAP cuts in H.R. 1**
 - Senate expected to begin consideration of a Farm Bill or farm relief package soon

HHS Nominations

- **Erika Schwartz has been nominated to be Centers for Disease Control and Prevention Director**
 - Nomination will require a hearing and Senate confirmation vote
 - Jay Bhattacharya, the NIH Director, has been serving as the Acting Director
- **Nicole Saphier has been nominated to the Surgeon General after Casey Means failed to secure GOP votes to advance her nomination out of committee**
- **Sean Kaufman has been nominated to be the Assistant Secretary for Preparedness and Response (ASPR)**
 - Nomination will require a hearing and Senate confirmation vote
- **Martin Makary, FDA Commissioner, resigned from his position**
 - Kyle Diamantas, a former top food official at FDA, will lead the agency in an acting capacity.
 - A future FDA Commissioner nominee will require a Senate confirmation vote

Other HHS Announcements

Launched Moms.gov for new and expectant mothers

Announced efforts to curb psychiatric prescribing which includes:

- A Dear Colleague letter encouraging providers to prioritize informed consent and share decision-making
- CMS guidance for physicians and other practitioners on the importance of deprescribing
- Forthcoming SAMHSA reports and webinars
- An HHS Technical Expert Panel to gather input to inform the development of formal HHS clinical guidance on the appropriate use of psychiatric medications

SAMHSA issues Dear Colleague letters updating guidance for grantees on the supplies and services previously defined under harm reduction that can no longer be supported with SAMHSA funds and use of Medication-Assisted Treatment or medications for opioid use disorder that may limit their long-term use

- The White House Office of National Drug Control Policy released the 2026 National Drug Control Strategy

Litigation Updates

- **The Supreme Court extended until Thursday, May 14th a pause on a 5th Circuit Court of Appeals ruling that would limit mail-order prescribing of the abortion drug mifepristone**
 - The 5th Circuit ruling sided with Louisiana in its challenge to actions made by the Biden Administration in 2021 and 2023 to make mifepristone more accessible
- **Trump Administration appealed a Massachusetts federal judge's ruling that blocked HHS Secretary Kennedy's overhaul of the childhood vaccine schedule and appointments to the Advisory Committee on Immunization Practices**
 - Case is likely to wind up in the Supreme Court

Community Relations



COOK COUNTY
HEALTH

Community Advisory Councils

Cook County Health Advisory Councils include patients, community and religious organizations and serve as a way to promote our services in the communities where our centers are located. The Councils provide feedback to our staff and help strengthen our health center's relationships in the community. The councils meet quarterly to provide current information on Cook County Health and as an avenue for members to share information about their organizations.

In Quarter 2 of 2026, the councils receive the following presentations:

- Health Catalyst Chicago, a CCH-Malcolm X College Program funded by the Pritzker Traubert Foundation
- CCH's Neurology Division's Stroke Education Program
- CCH's Supportive Reentry Network Collaborative (SRNC) Program
- CountyCare Update – Housing Program
- CCDPH Update: Community Partnership Approaches for Safe Sleep (CPASS Chicago) - Prevention Initiative to reduce Sudden Unexpected Infant Death (SUID)

Community Advisory Councils



Upcoming CAC 2026 meetings:

Belmont Cragin: Thursday at 1:00 PM: May 7,
August 6, November 5
5501 W. Fullerton Avenue, Chicago, IL 60639

Austin: Tuesday at 1:00 PM: May 12, August 11,
November 10
4800 W. Chicago Avenue, Chicago, IL 60651

Blue Island: Wednesday at 1:00 PM: May 13,
August 12, November 11
12757 S. Western Ave., Blue Island, IL 60406

Arlington Heights: Tuesday at 1:00 PM: May 19,
August 18, November 17
3520 N. Arlington Heights Road, Arlington Heights, IL 60004

Prieto: Tuesday at 1:00 PM: June 2,
September 1, December 1
2424 S. Pulaski, Chicago, IL 60623

Robbins: Tuesday at 1:00 PM: June 9,
September 8 (hybrid), December 8
13450 S. Kedzie Road, Robbins, IL 60472

Englewood: Thursday at 1:00 PM: June 11,
September 10, December 10
1135 W. 69th Street, Chicago, IL 60621

Provident Hospital, Sengstacke & Bronzeville Health Centers: Wednesday at 9:00 AM: July 23, October 22
500 W. 51st Street, Chicago, IL 60609

Cottage Grove: Tuesday at 1:00 PM: July 21, October 20
1645 S. Cottage Grove Avenue, Ford Heights, IL 60411

North Riverside: Tuesday at 1:00 PM: July 28, October 27
1800 S. Harlem Avenue, North Riverside, IL 60546

Community Events – By the Numbers



In April, the outreach teams of Cook County Health, CountyCare and the Cook County Department of Public Health in more than 60 events across Cook County.

Outreach Events: 60 events

Redetermination Events: 23 events

Attendance Reach: more than 5000+ attendees at events

Tabling connections: more than 2000+ people stopped at our tables

Events of note:

- Participation in the **Illinois Veterans Benefits and Resource Fair: Empowering Illinois Veterans** on April 3 at the University of Chicago David Rubenstein Forum, 1201 E. 60th Street, Chicago, IL 60637. We collaborated with the Cook County Department of Veterans Affairs on this project for veterans and their families.
- Participation in **West Side United's Community Baby Shower as part of Black Maternal Health Week 2026 - "Rooted in Justice and Joy."** Dr. Whitney Lyn participated in a panel discussion at the Garfield Park Fieldhouse on April 11, 2026. Teams from Cook County Health and CountyCare promoted maternal child programs at a resource event at the New Mt Pilgrim MB Church in Chicago on April 17, 2026.
- CCDPH participated in various tabling events in Public Libraries in Suburban Cook County including libraries in Alsip-Merrionette, Bellwood, Glenwood-Lynwood, Maywood, and others.
- Dr. Thomas Nutter led a walk in the woods and CCDPH COO Dr. Kiran Joshi spoke at **Cook County Commissioner Josina Morita's Earth-A-Palooza & Nurtured by Nature Partnership** which took place at Linne Woods located at Dempster Street in Morton Grove, IL 60053 on April 26, 2026.

Events with Commissioner Britton

Teams from Cook County Health and the Cook County Department of Public Health participated in 2 north suburban events in collaboration with Cook County Commissioner Scott Britton. The **United Palatine Coalition Annual Wellness Resource Fair** took place on April 25 at the Buehler YMCA in Palatine. CCDPH's Sorsha Urquiza and a nurse attended the event. **State Rep. Mary Beth Canty's Mental Health Fair** took place at the Arlington Heights Memorial Library. Arlington Heights Health Center Licensed Social Worker Damaris Moreno and outreach worker Celina Casas attended the event.



NAMIWalks!

On May 3, CCH participated in **NAMIWalks** which took place in Jackson Park! NAMIWalks had 1,500+ registrants, 600+ attendees, and raised \$260,000+ for the mental health services and advocacy work of NAMI Chicago. While the weather was a bit dicey at times, it wasn't enough to dampen our spirits.



Mental Health Day with the Cubs

On May 19, 2026, Cook County Health and CountyCare participated in the **Chicago Cubs Mental Health Day at Gallagher's Field** at Wrigley Field. More than 200 people stopped by our table to take giveaways branded CCH and CountyCare. Our great team comprised by Monica Puente, Letty Galvez, and Marcelino Garcia spoke with everyone to promote our brand. We shared the area with the Counseling Center of the North Shore and Ben Zobrist's organization Champion Forward which focuses on mental health in sports in schools and other organizations. Cook County Health got a shout-out in the scoreboard during the 5th inning.



Mental Health Day with the Cubs



Community Events - JUNE



- June 2 – **Chicago Police District 025's Older Adult Resource Fair** – Chicago Police Department, 5555 W. Grand Avenue, Chicago, IL 60639.
- June 4 – **Strides for Peace Race Against Gun Violence** – Grant Park - Upper Hutchinson Field, 250 E. Balbo Drive, Chicago, IL 60605.
- June 4 – **FHP Tenant Resource Fair** – FHP, 1615 W. Chicago Avenue, Chicago, IL 60622.
- June 6 – **Bellevue Baptist Church's Call For Caring 2026 - Caregiver Expo** – Bellevue Baptist Church, 10700 S. Emerald Avenue, Chicago, IL 60628.
- June 6 – **New Life Covenant Church's Hope on the Block Summerfest 2026** – Hanson Park Field, 2233 N. Central Avenue, Chicago, IL 60639.
- June 6 – **Legacy Charter School's Parent University** – Legacy Charter School, 3318 W. Ogden Avenue, Chicago, IL 60623.
- June 11 – **Alderman Michelle Harris' Call to Action Event** – Street, 1700 E. 79th Street, Chicago, IL 60649.
- June 12 – **Guadalupano Family Center's Community Resource Fair** – Guadalupano Family Center, 1814 S. Paulina, Chicago, IL 60608.
- June 13 – **State Representative Brad Stephens & Mayor Arlene Jezierny Children's Safety Expo** – St. Rosalie's Church, 6750 W. Montrose Avenue, Harwood Heights, IL 60706.
- June 14 – **Annual Family Greek Cookout - Green Lake Wood** – Green Lake Wood, 159th & Torrence Avenue, Calumet City, IL 60409.
- June 15 – **EDDR's 3rd Annual Health Fair** – Shine Bright Community Center, 8560 S. Cottage Grove Avenue, Chicago, IL 60619.

Community Events - JUNE



- June 20 – **Cook County Commissioner Kevin Morrison and the Forest Preserves of Cook County’s Outdoors Day and Fishing Derby** – Busse Woods Grove 25, Rolling Meadows, IL 60008.
- June 20 – **Black Men’s Wellness Day** – Bob Pickens Track & Field in Jackson Park, 6253 S. Stony Island, Chicago, IL 60637.
- June 25 – **Walk with a Doctor** – Englewood Red Shield Salvation Army, 945 W. 69th Street, Chicago, IL 60621.
- June 26 – **Logan Square Arts Festival** – Logan Square Street, 2620 N. Milwaukee Avenue, Chicago, IL 60647.
- June 27 – **Men's Health Fair** – Friend Health Pulaski, 6250 S. Cottage Grove, Chicago, IL 60637.
- June 27 – **Workforce Development and Career Fair** – BUILD, 5100 W. Harrison Street, Chicago, IL 60644.
- June 27 – **Outdoor Community Fest** - Spirit Redeemed Missionary Baptist Church, 6615 S. Ashland Avenue, Chicago, IL 60636.
- June 27 – **Robbins Annual Safe Summer Event** - Nesbit Memorial Park, 138th & Trumbull Avenue, Robbins, IL 60472.
- June 27 – **AKA Sorority’s Health and Resource Fair** – Austin Town Hall, 5610 W. Lake Street, Chicago, IL 60644.
- June 28 – **Pride Parade** – Austin Town Hall, 5610 W. Lake Street, Chicago, IL 60644
- June 29 – **Men's Health and Wellness** – Malcolm X College, 1900 W. Jackson, Chicago, IL 60612.

Redetermination Events - JUNE

- June 1 – **North Riverside Health Center** – 1800 S. Harlem Avenue Suite A, North Riverside, IL 60546.
- June 2 – **Cottage Grove Health Center** – 1645 S. Cottage Grove Avenue, Ford Heights, IL 60411.
- June 2 – **PCC Wellness Austin** – 5461 W. Lake Street, Chicago, IL 60644.
- June 3 – **Primecare Health Center** - 5635 West Belmont Avenue, Chicago, IL 60634.
- June 4 – **Friend Health** – 5635 S. Pulaski Road, Chicago IL 60629.
- June 5 – **St. Bernard Hospital** – 6307 S. Stewart Chicago, IL 60621.
- June 5 – **Humboldt Park Health** – 1044 N. Mozart, Chicago, IL 60622.
- June 8 – **Jorge Prieto Health Center** – 2424 S. Pulaski Road, Chicago, IL 60623.
- June 9 – **Robbins Health Center** – 13450 S. Kedzie Avenue, Robbins, IL 60472.
- June 9 – **PCC Wellness Melrose Park** – 1111 Superior Street #100, Melrose Park, IL 60160.
- June 10 – **Provident Hospital** – 500 E. 51st Street, Chicago, IL 60615.
- June 11 – **Alivio Health Center** – 2021 S. Morgan Street, Chicago, IL 60608.
- June 11 – **Near North's Kostner Health Center** – 1520 N. Kostner Avenue, Chicago, IL 60651.
- June 12 – **Chicago Family Health Center** – 9119 S. Exchange Avenue, Chicago, IL 60617.
- June 15 – **Stroger Hospital** – 1969 W. Ogden Avenue, Chicago, IL 60612.
- June 16 – **Esperanza Health Center** – 4700 S. California Avenue, Chicago, IL 60632
- June 17 – **Primecare Health Center** – 5635 W. Belmont Avenue, Chicago, IL 60634.

Redetermination Events - JUNE



June 18 – **Friend Health** – 5635 S. Pulaski Road, Chicago IL 60629.

June 22 – **Swedish Covenant** – 5145 N. California Avenue, Chicago, IL 60625.

June 24 – **Provident Hospital** – 500 E. 51st Street, Chicago, IL 60615.

June 25 – **Hope Community Church** – 5900 W. Iowa Street, Chicago, IL 60651.

June 26 – **Arlington Heights Health Center** – 3520 N. Arlington Heights Road, Arlington Heights, IL 60004.

June 29 – **Blue Island Health Center** – 12757 S. Western Avenue, Blue Island, IL 60406.

June 30 – **Lawndale Christian Health Center** – 3750 W. Ogden Avenue, Chicago IL 60623.

Operational Updates



COOK COUNTY
HEALTH

Strategic Plan & ARPA Update



COOK COUNTY
HEALTH

Strategy Initiatives April/May 2022



Quality, Safety and Experience

Accomplished:

- Provident had a successful Mammography Quality Standards Act Survey conducted by the Illinois Emergency Management Agency
- The patient safety coach program is being expanded across the system
- Dynamic documentation for the trauma recovery clinic was implemented to support inpatient and outpatient workflows that enable behavioral health therapists to effectively follow up with patients after traumatic events
- A general inpatient hospice beds program started to support integrated end of life care prior to discharge
- Space identified on Provident's 6th floor to relocate sleep labs
- CCDPH's Healthy Beginnings program is gaining traction across multiple media outlets reaching and estimated 196 million people and 16,000 views



Workforce

Accomplished:

- There were 50 graduates from the 18-month Frontline Leadership Program
- The current vacancy rate for NNOC is improved from 28.15% to 22.57%
- CTSC hosted an open house with the Chicago Fire Department

Coming Soon:

- HR and Budget are working on a process to have salary approvals earlier in the recruitment process to improve hiring efficiency



Transformation and Growth

Accomplished:

- Total Health Talks campaign is gaining engagement with top-performing content including "Why Sleep is Essential" and "Creando Comidas Familiares"
- The Center for Climate, Health and Society and CCDPH applied for the Resilient Chicago fund and proposed redesigns for how Cook County Health identifies, tests and integrates community-based interventions into routine care
- CCDPH Emergency Preparedness Unit conducted a Tabletop Exercise to focus on "Administrative Preparedness" to ensure rapid procurement, hiring, finance & management

Coming Soon:

- Initiating a comprehensive, enterprise-wide assessment of Supply Chain operations to improve expenses and operational challenges



Fiscal Resilience

Accomplished:

- "Get Medicaid Facts" has reached a media coverage advertising equivalency of \$885K in reprints and repeat broadcasting reaching 95.6 million views.
- CCH supported proposed legislation (HB5390) to protect all Illinois uninsured patients by having a standardized hospital financial assistance application and establishing a one-year approval period to streamline the current hospital financial assistance process
- Advanced Practice Providers utilization task force projects an increase of 640 visits per week in specialty care projecting a net revenue increase of \$2.76M

Coming Soon:

- CountyCare implementing initiatives to achieve cost savings of 50M
- Standardized revenue cycle dashboard being developed to provide transparency to clinical departments and providers

ARPA Progress to Date

Expenditures to Date



Notes:

- Expenditures include \$11.5M in FY2025 County Corporate Funds, \$4.1M in FY2026 personnel costs on the Health Fund, with the remaining \$123M from ARPA funds.
- Evaluation of Stronger Together Grants shows an acceleration of expenditures in the past several months.
- Continued focus on payment processing to maintain process improvements put into place.

Board Committee Reports & Metrics



COOK COUNTY
HEALTH

Finance



COOK COUNTY
HEALTH

Executive Summary: Statement of Financial Condition - March 31, 2026

- On an accrual basis, interim financials show that CCH ended February \$46M unfavorable to budget.
 - HCS \$2.7M favorable *or 0.5% of total YTD revenue*
 - HPS \$51.2M unfavorable *or 4.2% of total YTD revenue*
- County's preliminary cash report on revenues and expenses, which is cash-based accounting, shows that CCH is **favorable** to budget by \$27.7M.
 - Revenues:
 - NPSR **2.9% unfavorable** to budget
 - Capitation revenue 4.2% **favorable** to budget
 - Expenditures:
 - Claims expense **unfavorable** 8.4% (HPS)
 - Overtime **unfavorable** 34.0% (HCS)
 - Supplies and Pharmaceuticals **unfavorable** 10.6% (HCS)
 - CountyCare:
 - Medical Loss Ratio 1.5% higher than expected - *health plan has seen increased utilization in the ACA and Immigrant populations*
 - YTD Average Membership is 386,824 which is 3.8% greater than budgeted

Financial Results – March 31, 2026



Dollars in 000s	FY2026 Actual	FY2026 Budget	Variance	%	FY2025 Actual
Revenue					
Net Patient Service Revenue (1)	\$308,582	\$336,245	(\$27,663)	-8.23%	\$329,469
Government Support (2)	\$147,337	\$133,184	\$14,153	10.63%	\$131,521
Adjusted NPSR	\$455,919	\$469,429	(\$13,510)	-2.88%	\$460,990
CountyCare Capitation Revenue	\$1,212,987	\$1,163,593	\$49,393	4.24%	\$1,221,253
Other	\$19,699	\$17,882	\$1,817	10.16%	\$20,553
Total Revenue	\$1,688,605	\$1,650,904	\$37,701	2.28%	\$1,702,795
Operating Expenses					
Salaries & Benefits	\$313,982	\$306,992	(\$6,990)	-2.28%	\$258,247
Overtime	\$24,447	\$17,965	(\$6,482)	-36.08%	\$19,912
Supplies & Pharmaceuticals	\$79,218	\$71,645	(\$7,572)	-10.57%	\$99,637
Purchased Services & Other	\$198,508	\$220,022	\$21,514	9.78%	\$280,402
Medical Claims Expense (1)	\$1,166,238	\$1,078,082	(\$88,156)	-8.18%	\$1,145,322
Insurance	\$9,995	\$12,017	\$2,021	16.82%	\$11,228
Utilities	\$4,180	\$5,657	\$1,477	26.11%	\$3,267
Total Operating Expenses	\$1,796,568	\$1,712,380	(\$84,188)	-4.92%	\$1,818,016
Operating Margin	(\$107,963)	(\$61,476)	(\$46,487)	75.62%	(\$115,220)
Non-Operating Revenue	\$55,902	\$55,902	\$0	0.00%	\$49,807
Net Income (Loss)	(\$52,061)	(\$5,574)	(\$46,487)	833.92%	(\$65,414)

Notes:

- (1) CountyCare Elimination represents the elimination of intercompany activity – Patient Service Revenue and Medical Claims Expense for CountyCare patients receiving care at Cook County Health.
- (2) Government Support includes DSH, BIPA, & Graduate Medical Education payments.
- (3) Does not reflect Pension, OPEB, Depreciation/Amortization, or Investment Income.



Financial Results HCS & HPS– March 31, 2026



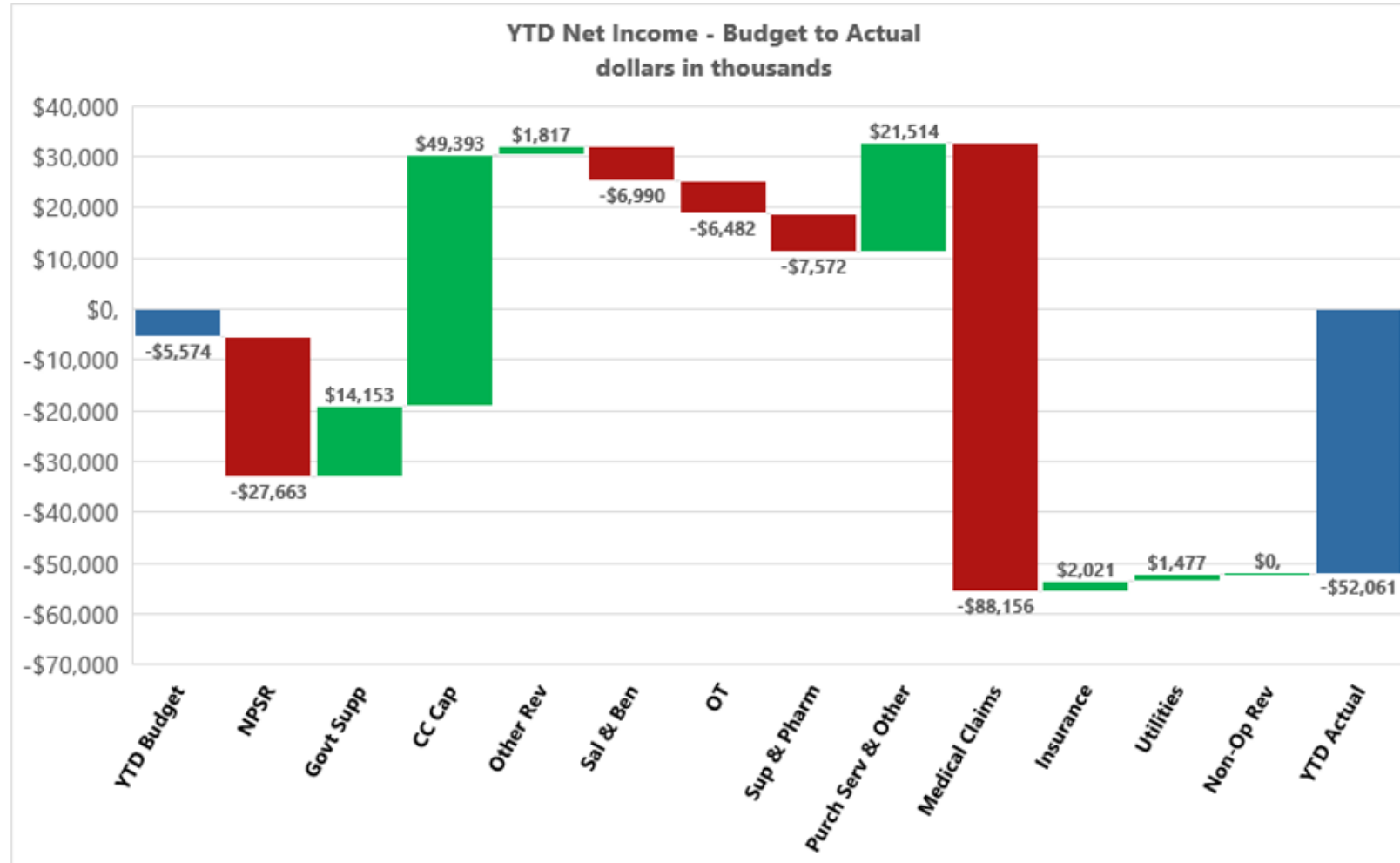
Dollars in 000s	HCS	HPS	Eliminations	Total
Revenue				
Net Patient Service Revenue (1)	\$347,135	-	(\$38,553)	\$308,582
Government Support (2)	\$147,337	-	-	\$147,337
Adjusted NPSR	\$494,472	-	(\$38,553)	\$455,919
CountyCare Capitation Revenue	-	\$1,212,987	-	\$1,212,987
Other	\$19,699	-	-	\$19,699
Total Revenue	\$514,171	\$1,212,987	(\$38,553)	\$1,688,605
Operating Expenses				
Salaries & Benefits	\$295,350	\$18,632	-	\$313,982
Overtime	\$23,686	\$761	-	\$24,447
Supplies & Pharmaceuticals	\$79,217	\$1	-	\$79,218
Purchased Services & Other	\$154,568	\$43,940	-	\$198,508
Medical Claims Expense (1)	\$409	\$1,204,382	(\$38,553)	\$1,166,238
Insurance	\$9,995	-	-	\$9,995
Utilities	\$4,180	-	-	\$4,180
Total Operating Expenses	\$567,405	\$1,267,716	(\$38,553)	\$1,796,568
Operating Margin	(\$53,234)	(\$54,729)	-	(\$107,963)
Non-Operating Revenue	\$55,902	-	-	\$55,902
Net Income (Loss)	\$2,668	(\$54,729)	-	(\$52,061)

Notes:

- (1) CountyCare Elimination represents the elimination of intercompany activity – Patient Service Revenue and Medical Claims Expense for CountyCare patients receiving care at Cook County Health.
- (2) Government Support includes DSH, BIPA, & Graduate Medical Education payments.
- (3) Does not reflect Pension, OPEB, Depreciation/Amortization, or Investment Income.



YTD Net Income Waterfall Report



Key Volume and Revenue Indicators



Patient Activity Stroger	2026 YTD Actual	2026 YTD Budget	%	2025 YTD Actual	2024 YTD Actual	Mar 2026 Actual	Mar 2025 Actual
IP Discharges	5,246	5,559	-5.6%	5,421	5,117	1,348	1,382
Obs Stays	2,895	3,004	-3.6%	3,000	2,224	753	832
Average Daily Census	301	306	-1.6%	320	322	310	303
Emergency Room Visits	29,354	29,660	-1.0%	29,655	30,157	7,787	7,484
Surgeries	3,600	3,506	2.7%	3,526	3,647	922	935

Patient Activity Provident	2026 YTD Actual	2026 YTD Budget	%	2025 YTD Actual	2024 YTD Actual	Mar 2026 Actual	Mar 2025 Actual
IP Discharges	284	268	6.0%	247	288	71	50
Obs Stays	458	515	-11.1%	502	564	113	146
Average Daily Census	17	19	-11.6%	18	22	16	16
Emergency Room Visits	7,484	8,585	-12.8%	8,583	8,553	1,886	2,187
Surgeries	1,053	960	9.7%	709	969	255	166

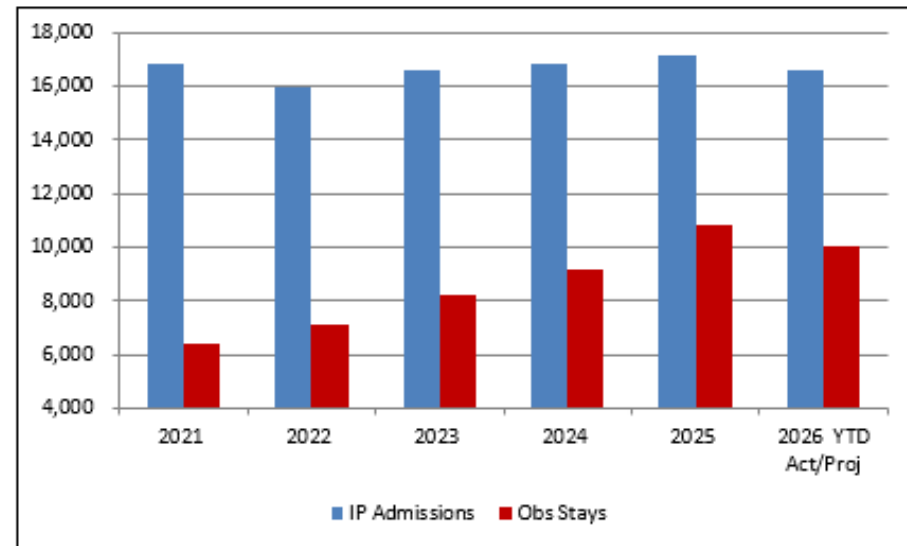
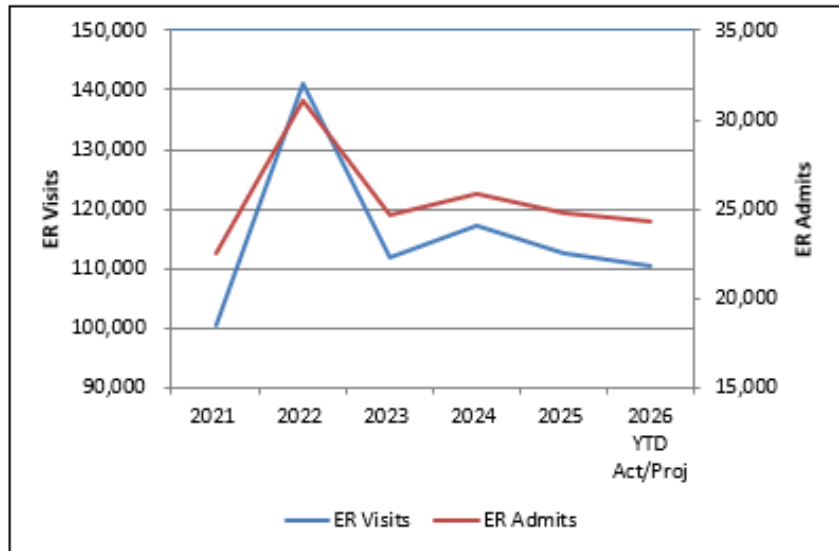
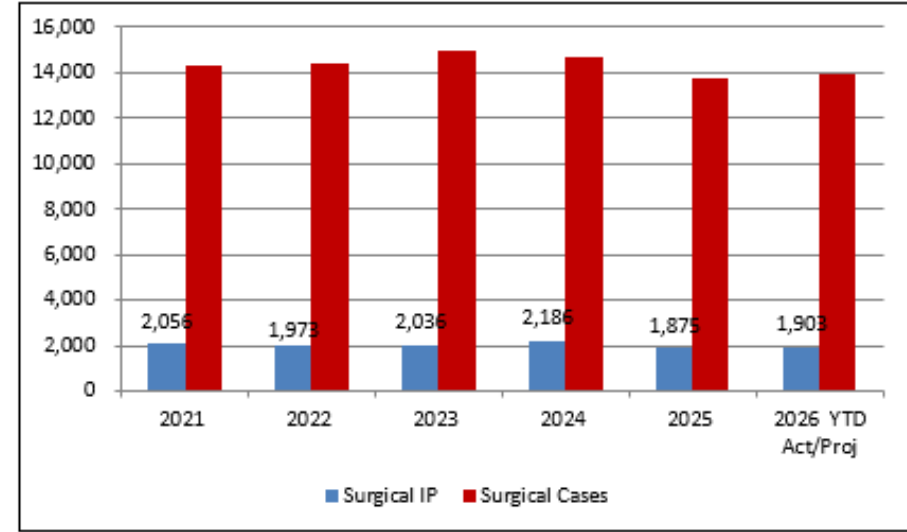
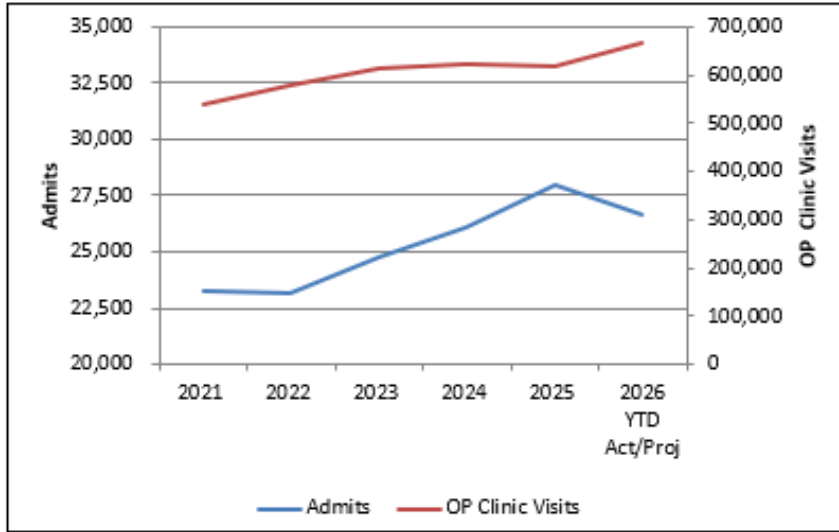
Patient Activity ACHN	2026 YTD Actual	2026 YTD Budget	%	2025 YTD Actual	2024 YTD Actual	Mar 2026 Actual	Mar 2025 Actual
Primary Care Visits	72,032	77,328	-6.8%	71,052	78,722	19,339	18,073
Specialty Care Visits*	149,514	151,907	-1.6%	141,600	125,422	39,140	36,942

CountyCare Membership	2026 YTD Actual	2026 YTD Budget	%	2025 YTD Actual	2024 YTD Actual	Mar 2026 Actual	Mar 2025 Actual
Membership Count	386,824	372,498	3.8%	415,298	433,793	381,686	411,500

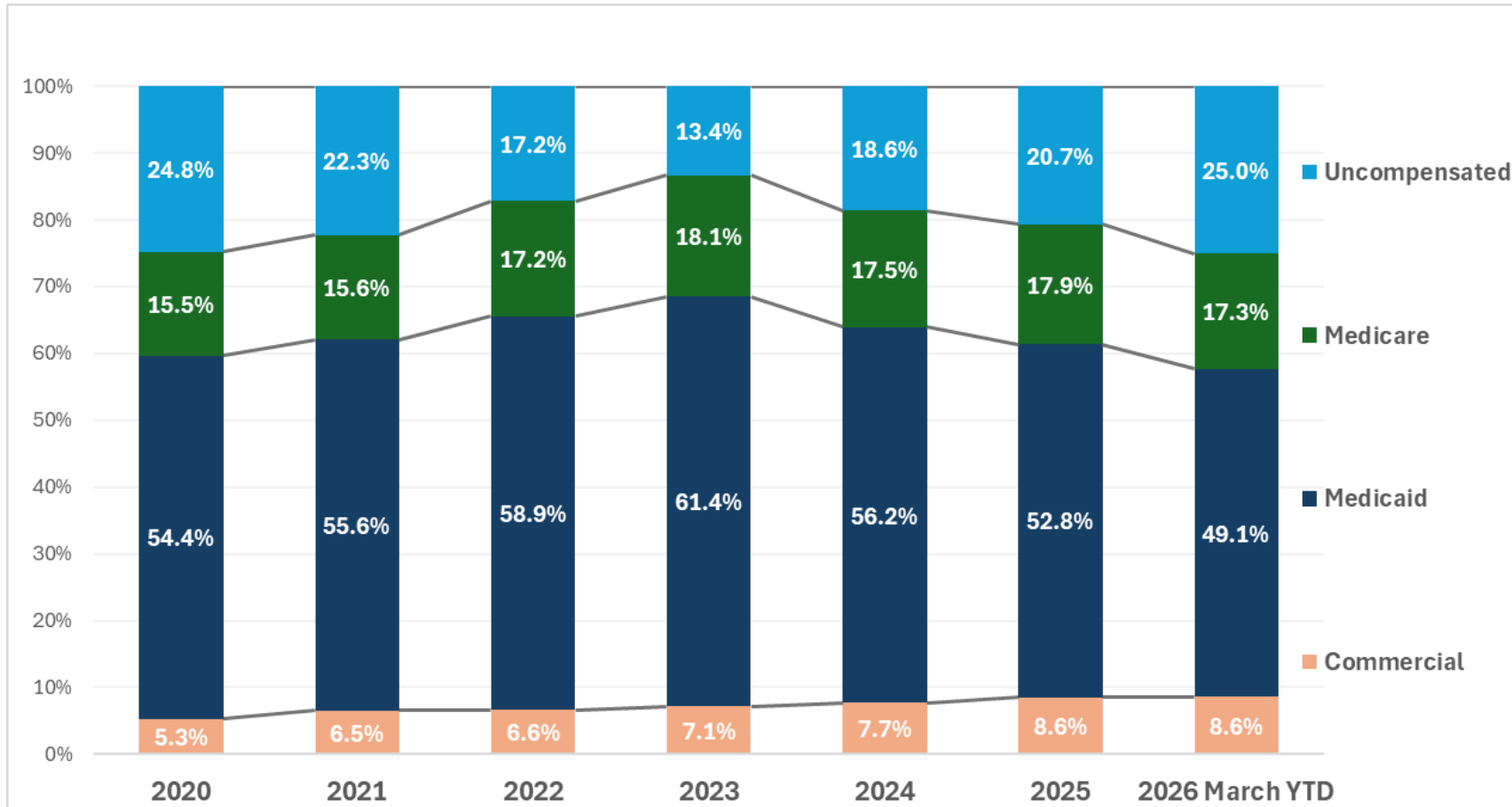
*Specialty includes Rehab and OB/Gyn volumes starting FY26



Operating Trends



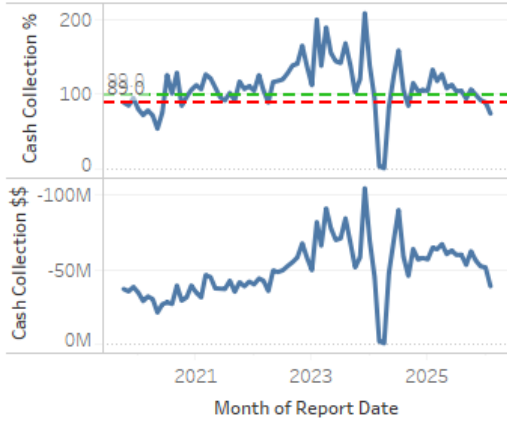
Payer Mix



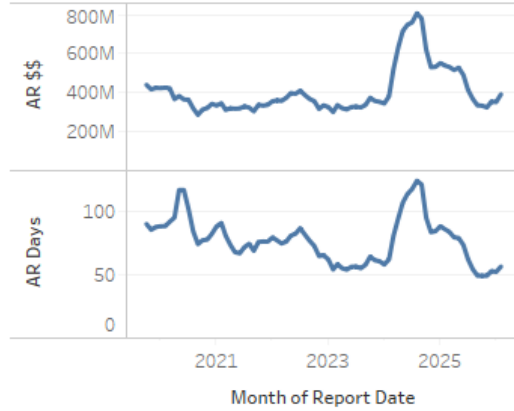
- Increases
 - Medicaid: +0.6%
- Decreases
 - Medicare: 0.3%
 - Commercial: 0.1%
 - Uncompensated: 0.2%
- Approximately half of uncompensated care is attributable to charity care, with the remainder classified as bad debt.

Revenue Cycle KPI

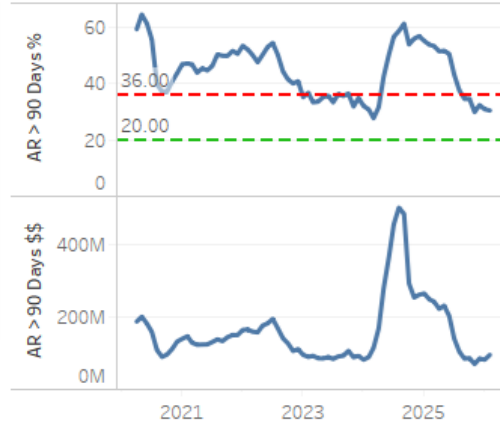
Cash Collection



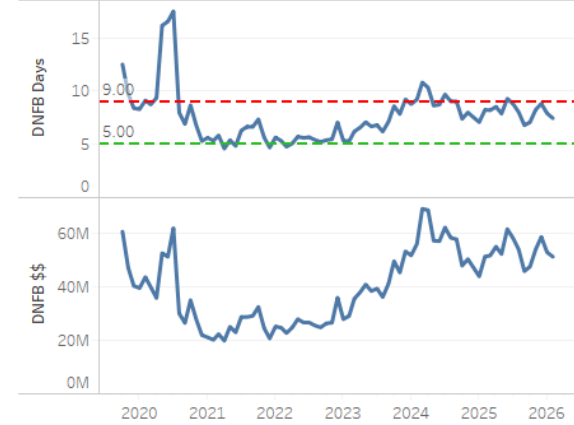
AR Days



AR > 90 Days



DNFB



Commentary:

Our cash collections metric is slightly off target for March. The cash collections performance dropped below the target due to the posting of take backs associated with overpaid Medicaid claims.

In light of recent leadership changes, we will reassess our KPIs to ensure alignment with the current strategic direction.

Definitions:

DNFB: Discharged Not Final Billed - Gross dollars in A/R for all patient accounts (inpatient and outpatient accounts) discharged but not yet final billed for the reporting month. Refers to accounts in suspense (within bill hold days) and pending final billed status in the patient accounting system.

CMI: Case Mix Index - Represents the average diagnosis-related group (DRG) relative weight for that hospital. It is calculated by summing the DRG weights for all Medicare discharges and dividing by the number of discharges.

Charitable & Public Program Expenditures

<u>Charitable Benefits and Community Programs</u>	2024 Actual	2025 Actual	2026 Budget	2026 Projected
Traditional Charity Care	\$ 201,962	\$ 309,514	\$ 360,579	\$ 397,071
Other Uncompensated Care	80,164	120,885	133,220	110,543
Cermak & JTDC Health Services	116,223	110,679	133,173	137,007
Department of Public Health	22,113	23,564	31,273	30,502
Other Public Programs & Community Services	71,600	52,870	32,500	32,500
Totals	\$ 492,062	\$ 617,512	\$ 690,745	\$ 707,623
% of Revenues *	30.5%	40.6%	43.0%	45.9%
% of Costs *	28.5%	38.7%	40.1%	41.6%

* Excludes County Care Health Plan Services

Savings Initiatives

Current Activities in Progress	Budgeted FY26 Impact	YTD Achieved	Status
Revenue Cycle:			
CDM Annual Pricing Review*	4,085,359	1,004,317	●
Revenue Recovery*	3,400,000	901,349	●
Point of Service Collections*	600,000	154,845	●
County Care:			
Fiscal Resilience Project	100,000,000	22,800,000	●
Health System:			
Vendor Contract Negotiations	40,000,000	10,000,000	●
	<u>\$148,085,359</u>	<u>\$ 34,860,511</u>	24%
<i>*temporarily suspended</i>		Goal	33%

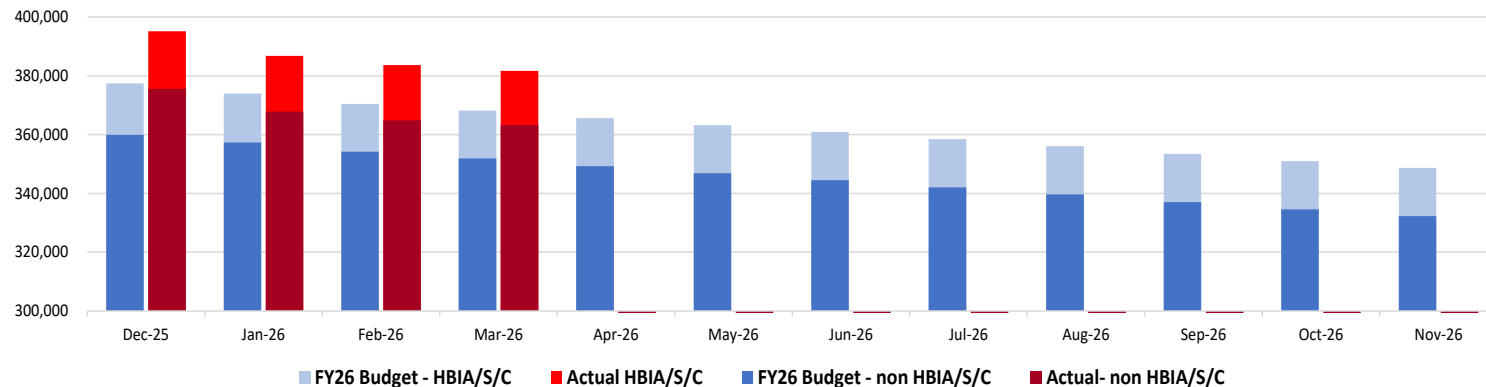
Budget shortfall (non salary/benefit)	(62,704,074)
Savings to offset	28,025,840
3% holdback	26,900,000
Payroll + OT Surplus	10,749,858
	<u>2,971,625</u>

Dollars in 000s except PMPM amounts	FY2026 Actual	FY2026 Budget	Variance	%	Fy25 Actual
Capitation Revenue	\$1,214,511	\$1,185,335	\$29,176	2.46%	\$1,227,128
Operating Expenses					
Clinical - CCH	\$38,553	\$34,853	(\$3,700)	(10.62%)	\$49,186
Clinical - External	\$1,167,829	\$1,107,962	(\$59,867)	(5.40%)	\$1,137,856
Administrative	\$60,398	\$55,418	(\$4,981)	(8.99%)	\$60,109
Total Expenses	\$1,266,780	\$1,198,232	(\$68,548)	(5.72%)	\$1,247,151
Operating Gain (Loss)	(\$52,269)	(\$12,897)	(\$39,372)		-\$20,023
Activity Levels					
Member Months	1,547,297	1,489,992	57,305	3.85%	1,661,753
Monthly Membership	381,686	368,134	13,552	3.68%	411,946
CCH CountyCare Member Months	109,079	N/A	N/A	N/A	123,890
CCH % CountyCare Member Months	7.05%	N/A	N/A	N/A	7.46%
Operating Indicators					
Revenue Per Member Per Month (PMPM)	\$784.92	\$795.53	(\$10.61)	(1.33%)	\$738.45
Clinical Cost PMPM	\$779.67	\$766.99	(\$12.68)	(1.65%)	\$714.33
Medical Loss Ratio (1)	97.9%	96.4%	(1.46%)	(1.51%)	96.0%
Administrative Cost Ratio	4.9%	4.7%	(0.23%)	(4.98%)	4.9%
Total FTEs	393	428	35		382

Commentary

- Total YTD member months are exceeding budget by 57,305 members.
- Revenue and claims expense are higher than budget due to higher than budgeted membership.
- CountyCare’s reimbursement to CCH for domestic spend is exceeding budget.
- Operating Loss of \$52M
- Operating loss driven by increased utilization of services, particularly in the ACA and Immigrant populations beginning in 2nd Half 2025

CountyCare Membership



Notes:

- (1) Medical Loss Ratio is a measure of the percentage of premium that a health plan spends on medical claims.