



# *Chicago Cook Workforce Partnership*

## *Youth & Workforce Development in Chicago & Cook County*

*Joint City/County Hearing  
May 16, 2017*

# Federal Workforce Legislation

Employment  
Act (1946)

Manpower  
Development  
and Training  
Act (1962)

Comprehensive  
Employment  
Training Act  
(1973)

Job Training  
Partnership Act  
(1982)

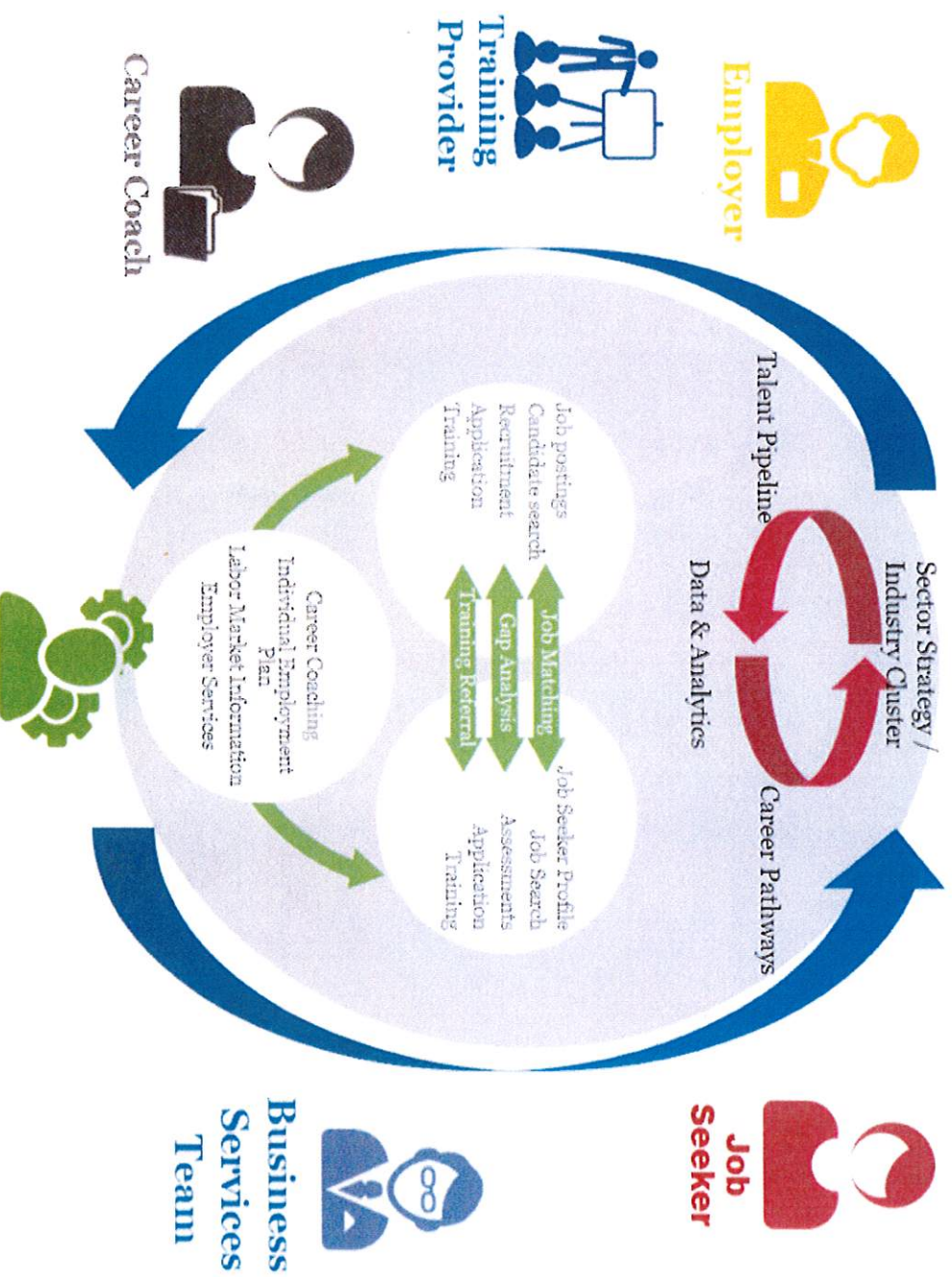
Workforce  
Investment Act  
(1998)

Workforce  
Innovation and  
Opportunity  
Act (2015)

*Work Projects Administration (1935)*



# System Overview



Chicago Cook Workforce Partnership



# Chicago Cook Workforce Partnership

## PY 2015 Snapshot

### Mission

*To create, promote and effectively manage a network of workforce development organizations that designs innovative solutions to address business needs, and prepares individuals for, and connects them to, career opportunities.*



5,003

Youth  
enrolled  
in  
services



8,726

People  
placed  
in jobs



19,502

People  
Enrolled  
in  
Services



5,400

People in  
Educational  
and  
Vocational  
Training





# WIOA Program Year 2015-Youth Demographics


## July 2015 to June 2016

**10%** Youth who are involved with the Criminal Justice System

**4228**  
**SERVED**



**4.5%**  
Reside in Public Housing  
**14%** Youth with children or expecting  
**5% Homeless**



**68% Black, 15% White, 24% Hispanic, 2% Asian**  
*\*Participants can select more than one*



# *Workforce Innovation & Opportunity Act (WIOA) PY'15 Youth Outcomes*

## **EXCEEDING GOALS FOR YOUTH**

**75%**  
Attain Degree  
or Certificate

**79%**  
Placed in  
Employment/  
Education


**59%**  
Literacy &  
Numeracy  
Gains





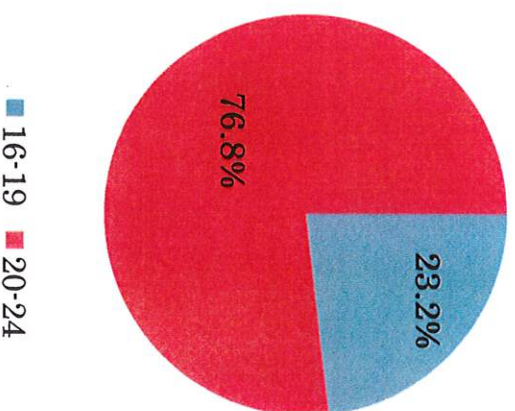
# Chicago & Cook County Opportunity Youth Demographics

88,457 Out of School & Work

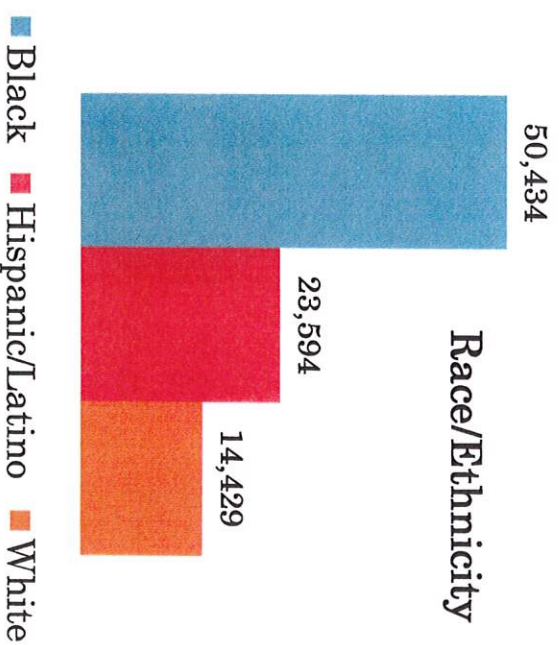


55% have HS  
diploma  
in Chicago

Age



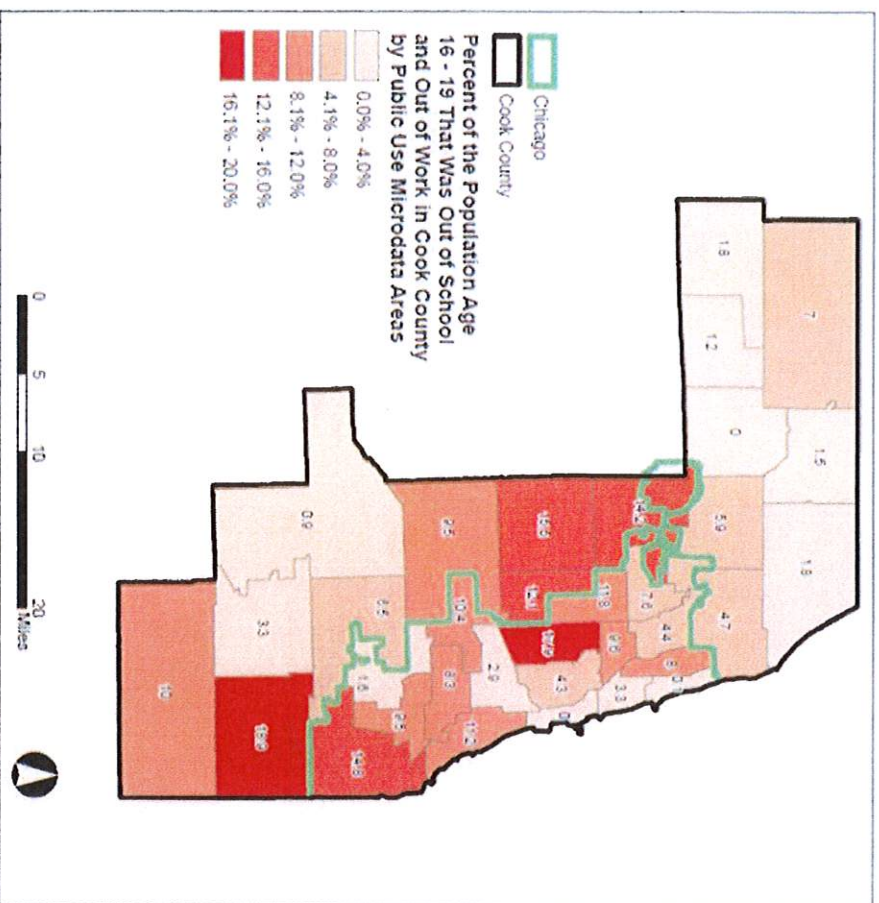
Race/Ethnicity



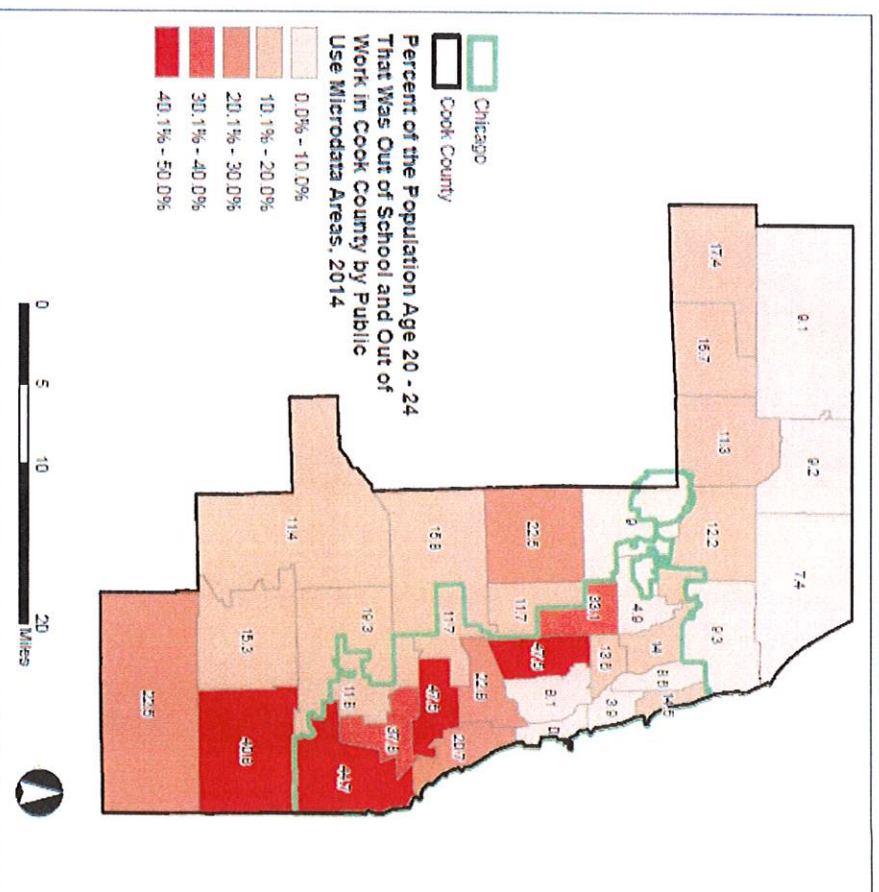


# High unemployment rates for Young Adults Region-wide

16-19



20-24



Map 9: Percent of the 16 to 19 Year Old Population That Was Out of School and Out of Work in Cook County by Public Use Microdata Areas, 2014  
Data Source: 2014 American Community Survey, public use files.  
Tabulations by Great Cities Institute, University of Illinois at Chicago. Map Prepared by the Great Cities Institute.

Map 10: Percent of the 20 to 24 Year Old Population that Was Out of School and Out of Work in Cook County by Public Use Microdata Areas, 2014  
Data Source: 2014 American Community Survey, public use files.  
Tabulations by Great Cities Institute, University of Illinois at Chicago. Map Prepared by the Great Cities Institute.



# Impact of Unemployment of Young Adults



- Creates risk of long-term adult unemployment
- Negatively impacts health, happiness, and job satisfaction
- Creates high societal costs



# *Catalyst for Strategic Plan:*

*McCormick 2014-15 grant*

Align institutions  
to ease access  
and close service  
gaps

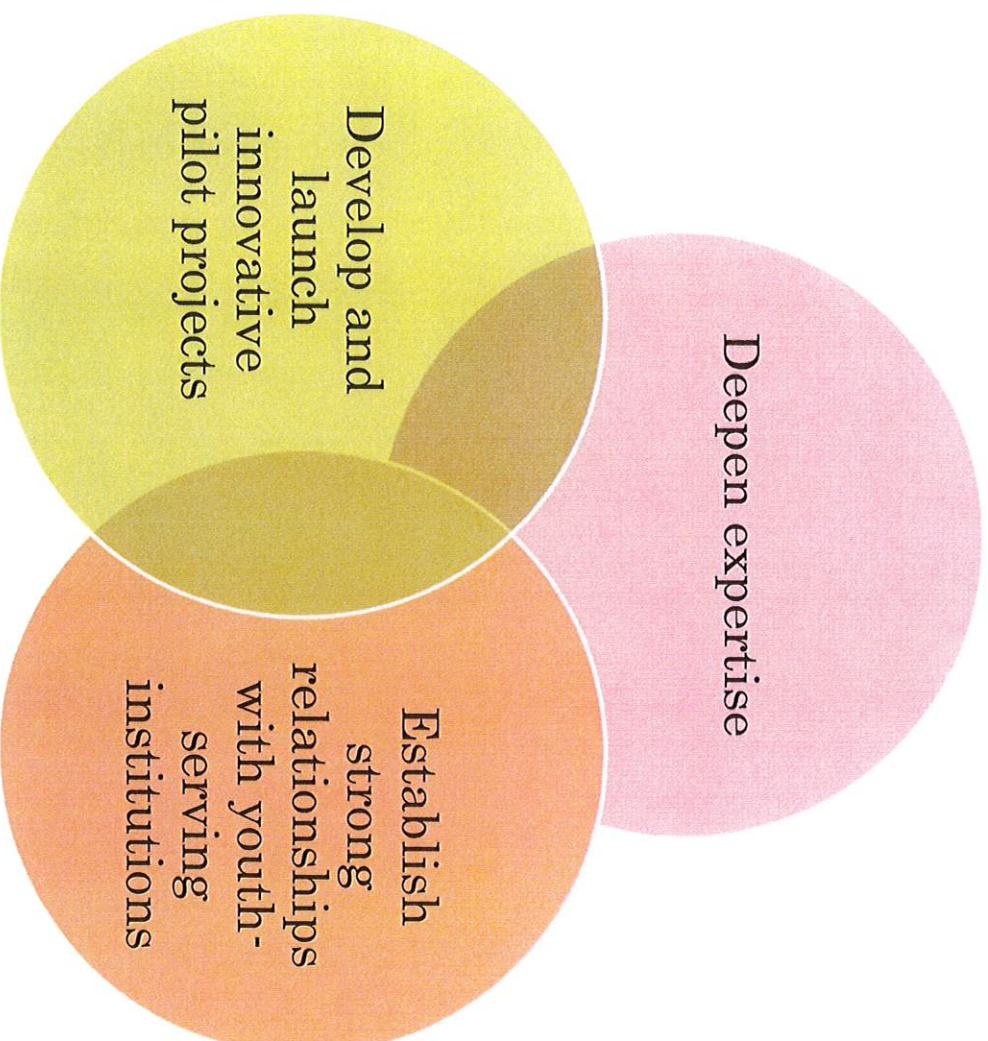
Help priority  
youth attach to  
education, PWE,  
and career  
pathways.

Increase # of  
youth placed or  
attaining  
credentials/skills



# *Transforming Youth Services:*

*McCormick 2015-16 grant*





# Youth Initiatives: Leveraging Partnerships & Braiding Funds

## 100,000 Opportunities

Local coalition committed to creating pathways to employment for young people

Hiring events in partnership with employers, Thrive and CBOs

## Summer Jobs & Beyond

\$2M DOL grant to provide year round career development to youth who participate in summer jobs program

Partnering with city of Chicago, Chicago Public Schools, and CBOs

## Youth Re- engagement Centers

Workforce services targeted to youth reentering school

Partnering with Chicago Public Schools SOAR centers and CBOs

## Youth Futures

\$1.46M grant to connect 370 justice-involved youth to employment and education services

Partnering with Cook County Probation, D.J.J, CPS, and CBOs

## Career Pathways pilot

Career exploration and workforce services targeted to youth at risk of disconnection

Partnering with CPS, options schools, City Colleges and CBO





# Opportunity Works



## Target Population Suburban Cook County :

- Young Adults Ages 16-24
- Facing barriers to employment; or
- Living in income eligible household; or
- Living in community with high rate of unemployment or poverty

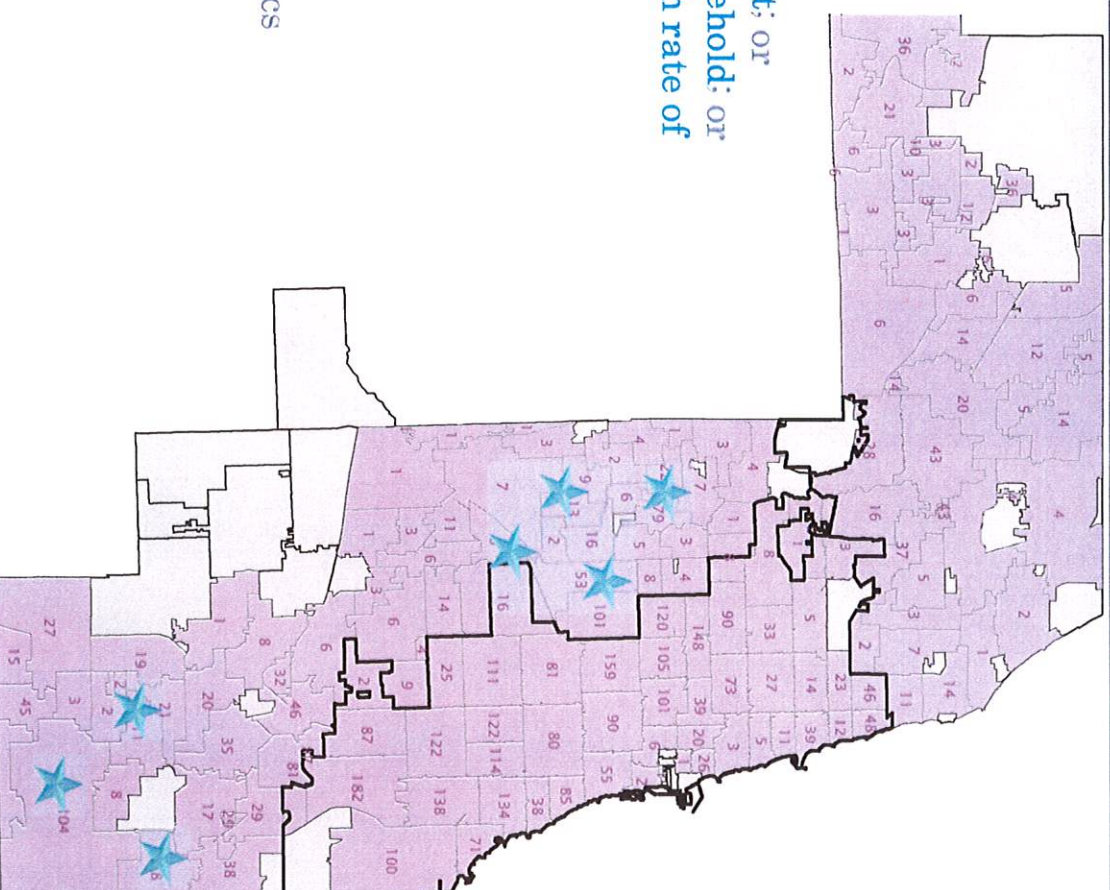

## Industry Sectors

Information Technology

Manufacturing

Transportation, Distribution, and Logistics


Other high-growth high-demand sectors





# *Opportunity Works: Sector-Driven Internships*

Disconnected Young  
Adults



Community Based  
Organizations



Businesses







# Chicago Cook Workforce Partnership

[www.workforceboard.org](http://www.workforceboard.org)

(312) 603-0200

