

# **FY2021 Budget Presentation**

## **Cook County Sheriff's Office**

**Sheriff Tom Dart**





# Electronic Monitoring Charges



72% of the EM population on November 4<sup>th</sup> had a violent lead charge.

| Charge Description                  | Number of Detainees | Percent of Detainees |
|-------------------------------------|---------------------|----------------------|
| Aggravated Unlawful Use of a Weapon | 536                 | 23%                  |
| Felon in Possession of a Weapon     | 478                 | 20%                  |
| Armed Habitual Criminal             | 201                 | 8%                   |
| Robbery                             | 175                 | 7%                   |
| Aggravated Battery                  | 167                 | 7%                   |
| Non-Residential Burglary            | 116                 | 5%                   |
| Criminal Sexual Assault             | 85                  | 4%                   |
| Murder                              | 54                  | 2%                   |
| Armed Violence                      | 51                  | 2%                   |
| Domestic Battery                    | 51                  | 2%                   |
| All Other Violent Charges           | 467                 | 20%                  |
| Total                               | 2,381               | 100%                 |



# CCDOC Length of Stay

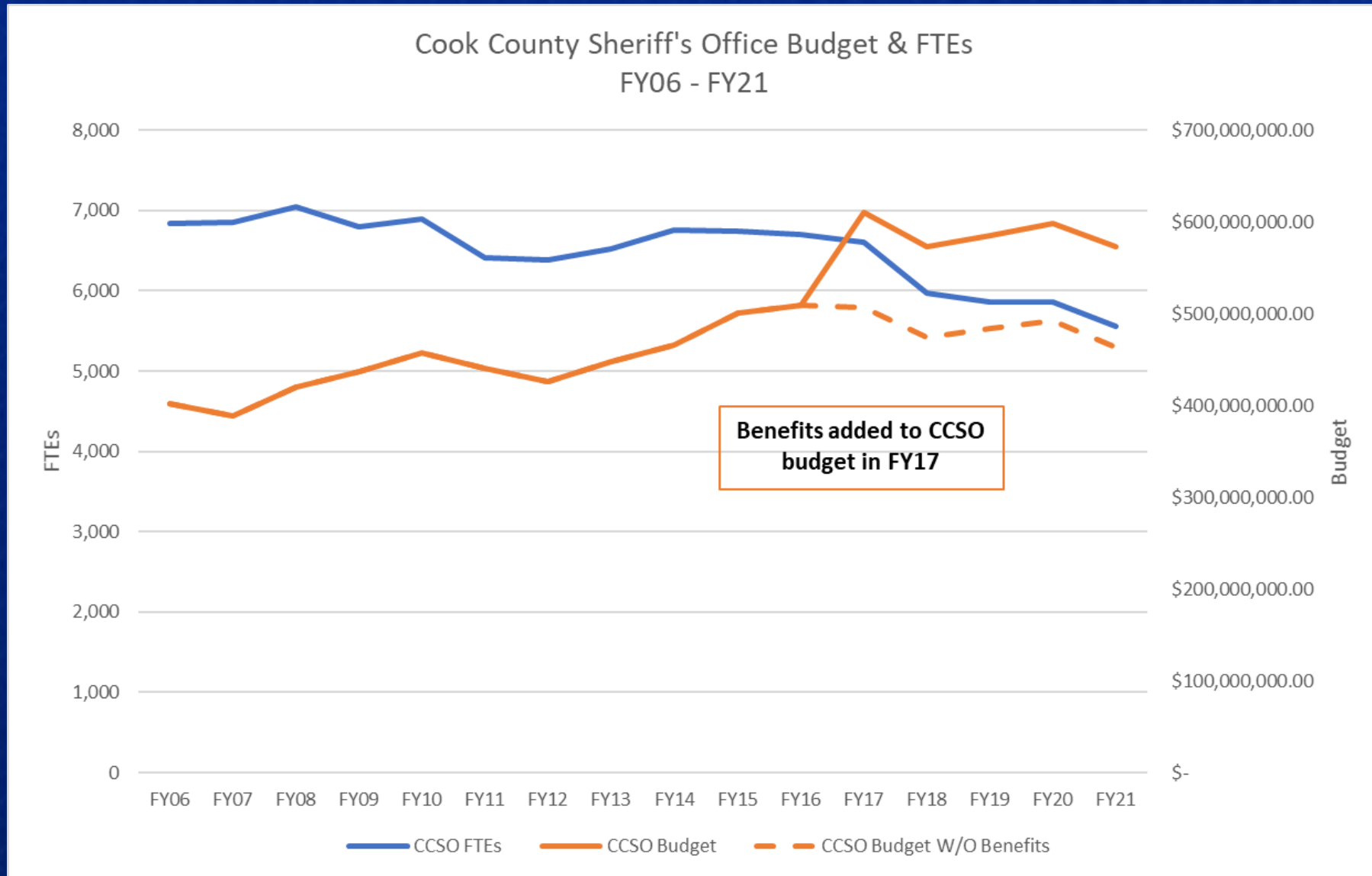


## Length of Stay in Jail for November 4<sup>th</sup> Jail Population

| LOS Group       | LOS (days) | Percent |
|-----------------|------------|---------|
| 7 days or less  | 358        | 7%      |
| 8 to 30 days    | 795        | 15%     |
| 31 to 60 days   | 625        | 11%     |
| 61 to 90 days   | 468        | 9%      |
| 91 to 180 days  | 634        | 12%     |
| 181 to 365 days | 699        | 13%     |
| 1 to 2 years    | 959        | 18%     |
| 2 to 3 years    | 394        | 7%      |
| 3 to 4 years    | 232        | 4%      |
| 4 to 5 years    | 135        | 2%      |
| 5 to 6 years    | 62         | 1%      |
| 6 to 7 years    | 40         | 1%      |
| 7 to 8 years    | 29         | <1%     |
| 8 to 9 years    | 12         | <1%     |
| 9 to 10 years   | 5          | <1%     |
| 10 to 11 years  | 2          | <1%     |
| Total           | 5,449      | 100%    |



# FY21 Budget







# COVID-19 Preparation







# Medical Tier at Former Boot Camp Site



# Social Distancing at Cook County Jail

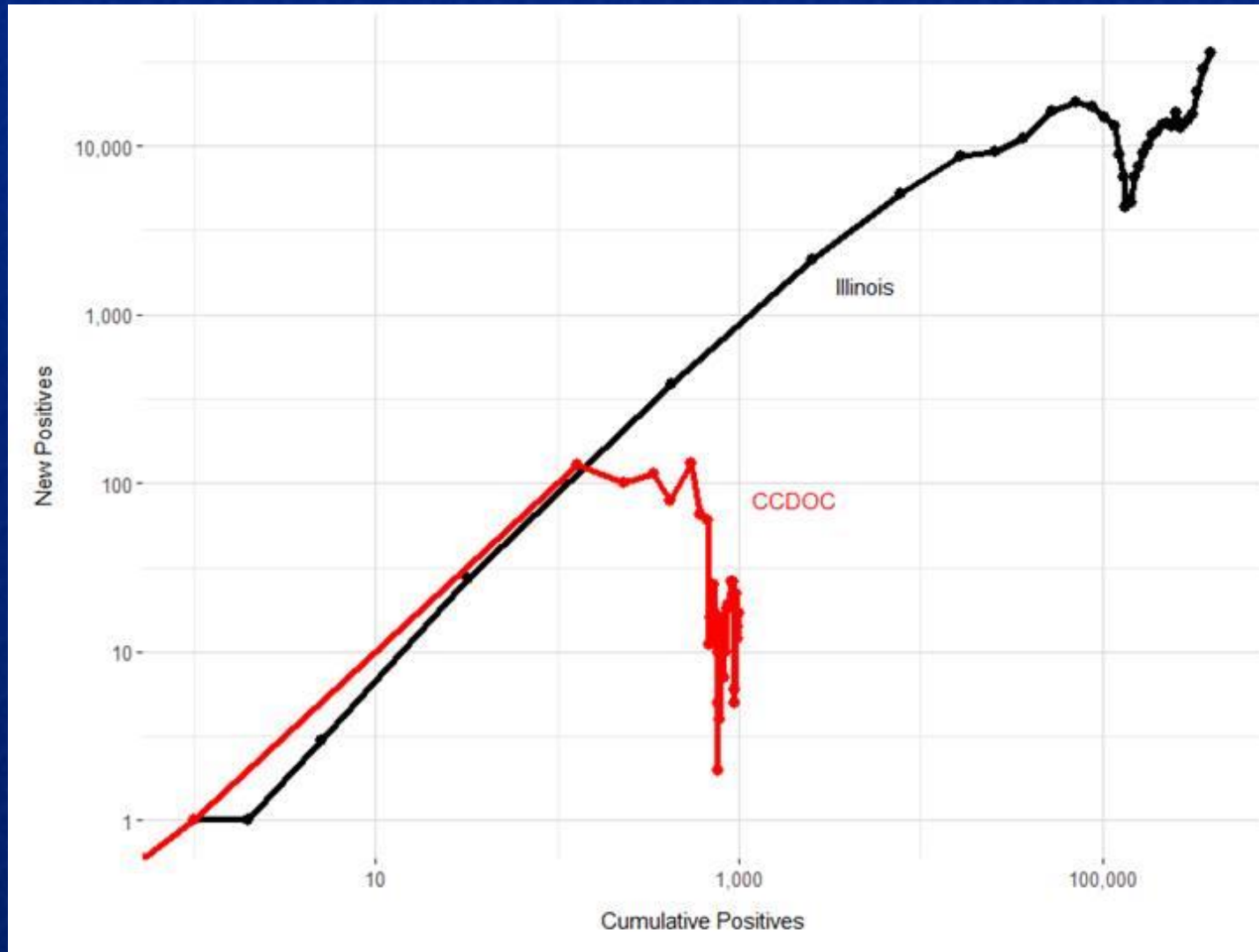




# COVID-19



While new cases in Illinois continued to skyrocket, CCDOC's have not.







# COVID-19



CCDOC's 7- and 14-day Test Positivity Rates remain low compared to Chicago, Cook County and Illinois.

|                     | CCDOC |                |      | Chicago |                |      | Suburban Cook |                |      | Illinois  |                |      |
|---------------------|-------|----------------|------|---------|----------------|------|---------------|----------------|------|-----------|----------------|------|
|                     | Tests | Positive Cases | TPR  | Tests   | Positive Cases | TPR  | Tests         | Positive Cases | TPR  | Tests     | Positive Cases | TPR  |
| Most Recent 7 Days  | 624   | 19             | 3.0% | 101,453 | 9,063          | 8.9% | 92,462        | 8,453          | 9.1% | 539,351   | 43,024         | 8.0% |
| Most Recent 14 Days | 1,215 | 31             | 2.6% | 190,866 | 15,134         | 7.9% | 175,251       | 14,056         | 8.0% | 1,032,750 | 73,232         | 7.1% |





# COVID-19 Containment



- Allowing in-person visits since June
- Cautiously allowing volunteers and programming to resume
- Continuing to test and openly communicate
- Containing other outbreaks
- Remaining vigilant through the use of science and data





# CCDOC Programs- Recipe for Change





# CCDOC Programs – Tails of Redemption







# Community Programs



Since the pandemic began, the Sheriff's Office has hosted Pop-Up Resource Fairs in Austin, Ford Heights and Chatham. These events offer free COVID-19 tests, immunizations, flu shots, dental visits, vision tests and school supplies for community members.





# Community Programs

Sheriff's Office staff continue to step up during this pandemic, offering as many of our Community Programs as we can during this challenging time:

- Community Resource Center
- Domestic Violence Specialists
- Evictions Social Services Team
- Food Distribution
- Homeless Services
- Peace Circles
- Therapy Dogs
- Sheriff's Rebuild Program
- RENEW
- Treatment Response Team





# Prescription Drug Take Back Program

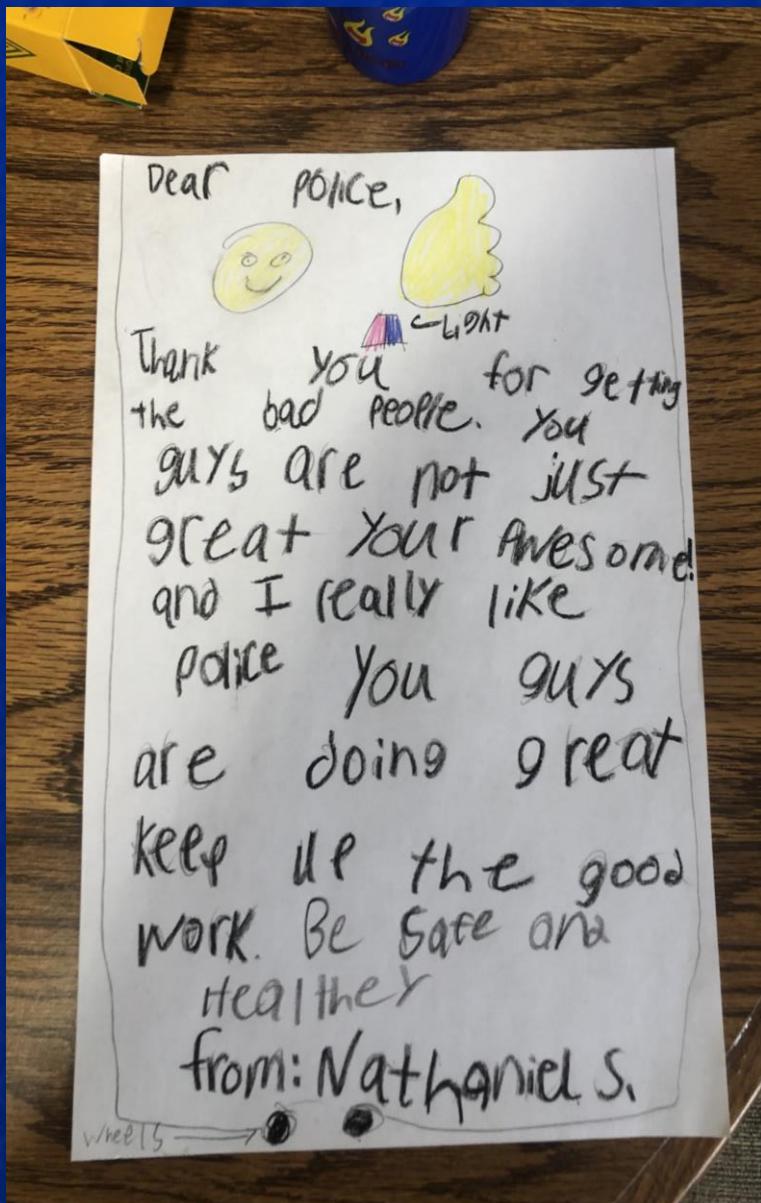
- Cook County residents can safely dispose of their unwanted medicines by taking them to a collection box (there are 80 located throughout Cook County) or to designated community prescription drug take back events.
- We have held 29 community prescription drug take back and electronics recycling events this year, despite being shut down for three months due to COVID-19 restrictions.
- **We have destroyed more than 3 million pills this year alone and more than 23.3 million pills since program began in 2017.**







# Community Testimonials



- Parents at Learn Hunter Perkins School (CCSPD Officers were assisting with Safe Passage Routes)
  - “I first thought officers were here because something was wrong, but your officers are respectful. I appreciate that they are here. And my nephew was shot by police, so that just shows that I don’t think of all police the same way.”
  - “An officer was scary looking, but the nicest person. He wished me a good day and walked kids across the street. I’m glad he was there each day because I began recognizing him.”
- Manager of Chicago Public Library on Chicago Ave.
  - “I’d like to thank the Sheriff’s Office for being here on Chicago Avenue in general. There are two officers who come in every week when they’re assigned here. They visit with the librarians and the patrons, they walk around, and generally just make themselves seen. The workers and the patrons are very appreciative.”
- Father Tom Walsh
  - “I’ve noticed nothing but positive things from the county officers.”
- Austin Community Member Miss Ruby
  - “I feel safe enough to go to the corner store at the end of the block for the first time in years.”



# CCSPD Specialty Services in Cook County Municipalities

- 9-1-1 Services
- Bomb Squad
- Child Exploitation Unit
- Child Rescue Unit
- Cold Case Investigations
- Crime Scene Processing
- Crime Scene Reconstruction
- Fugitive Warrants
- Hostage Barricade Team
- Human Trafficking Victim Services
- K9 Unit
- Missing Persons
- Police Training
- Public Corruption & Financial Crimes
- Special Victims Unit

|                 |                   |                 |                  |                  |
|-----------------|-------------------|-----------------|------------------|------------------|
| Alsip           | Arlington Heights | Barrington      | Barrington Hills | Bartlett         |
| Bedford Park    | Bellwood          | Bensenville     | Berkeley         | Berwyn           |
| Bloom Twp       | Blue Island       | Bremen Twp      | Bridgeview       | Broadview        |
| Brookfield      | Buffalo Grove     | Burbank         | Burnham          | Burr Ridge       |
| Calumet City    | Calumet Park      | Chicago         | Chicago Heights  | Chicago Ridge    |
| Cicero          | Cntry Club Hills  | Countryside     | Crestwood        | Deer Park        |
| Deerfield       | Des Plaines       | Dixmoor         | Dolton           | East Hazel Crest |
| Elgin           | Elk Grove Village | Elmhurst        | Elmwood Park     | Evanston         |
| Evergreen Park  | Flossmoor         | Ford Heights    | Forest Park      | Forestview       |
| Frankfort       | Franklin Park     | Glencoe         | Glenview         | Glenwood         |
| Golf            | Hanover Twp       | Harvey          | Harwood Heights  | Hazel Crest      |
| Hickory Hills   | Hillside          | Hinsdale        | Hodgkins         | Hoffman Estates  |
| Homer Glen      | Hometown          | Homewood        | Indian Head Park | Inverness        |
| Justice         | Kenilworth        | La Grange       | La Grange Park   | Lansing          |
| Lemont          | Leyden Twp        | Lincolnwood     | Lynwood          | Lyons            |
| Maine Twp       | Markham           | Matteson        | Maywood          | Mc Cook          |
| Melrose Park    | Merrionette Park  | Midlothian      | Morton Grove     | Mount Prospect   |
| New Trier Twp   | Niles             | Norridge        | North Riverside  | Northfield       |
| Northlake       | Norwood Park      | Oak Brook       | Oak Forest       | Oak Lawn         |
| Oak Park        | Olympia Fields    | Orland Hills    | Orland Park      | Orland Twp       |
| Palatine        | Palos Heights     | Palos Hills     | Palos Park       | Park Forest      |
| Park Ridge      | Phoenix           | Posen           | Prospect Heights | Proviso Twp      |
| Rich Twp        | Richton Park      | River Forest    | River Grove      | Riverdale        |
| Riverside       | Robbins           | Rolling Meadows | Rosemont         | Sauk Village     |
| Schaumburg      | Schiller Park     | Skokie          | South Barrington | S. Chicago Hts   |
| South Holland   | Steger            | Stickney        | Stone Park       | Streamwood       |
| Summit          | Thornton Twp      | Tinley Park     | University Park  | Westchester      |
| Western Springs | Wheeling          | Willow Springs  | Wilmette         | Winnetka         |
| Worth Twp       |                   |                 |                  |                  |



# Questions?





# Thank you!

