



# COVID-19 Financial Response

**Report to the Board of Commissioners**

March 18, 2021

# Purpose

This report is intended to serve as an update on the County's COVID-19 funding.\*



## CRF Funding

US Department of Treasury  
Coronavirus Relief Fund

**\$428,597,905.20**



FEMA

## FEMA PA Funding

Federal Emergency Management  
Agency Public Assistance Grant

**\$136,763,546.18\*\***



## ERA Funding

US Department of Treasury  
Emergency Rental Assistance

**\$72,808,624.10**

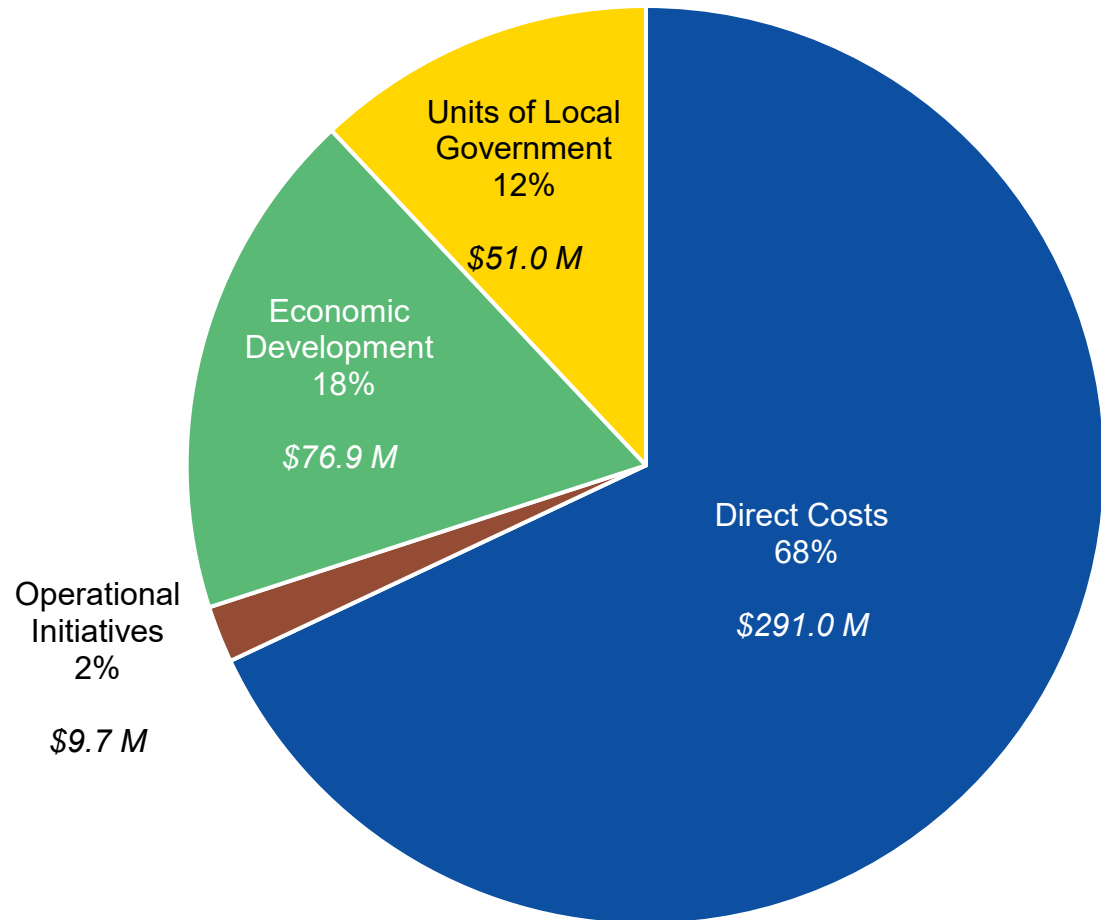
*\*This report covers activity for the period from March 1, 2020 through February 28, 2021. This report covers spending on the CRF fund and FEMA PA grant. To date, no costs have been incurred on the ERA funding received.*

*\*\*Amount reflected above is the amount of the current grant budget. During the February 25, 2021 Board meeting, the budget was increased by \$75m to account for anticipated vaccination and labor costs.*

# Updated CRF Allocations

Cook County updated its funding allocations to address internal and external funding needs

## \$428.6 M Coronavirus Relief Fund (CRF)

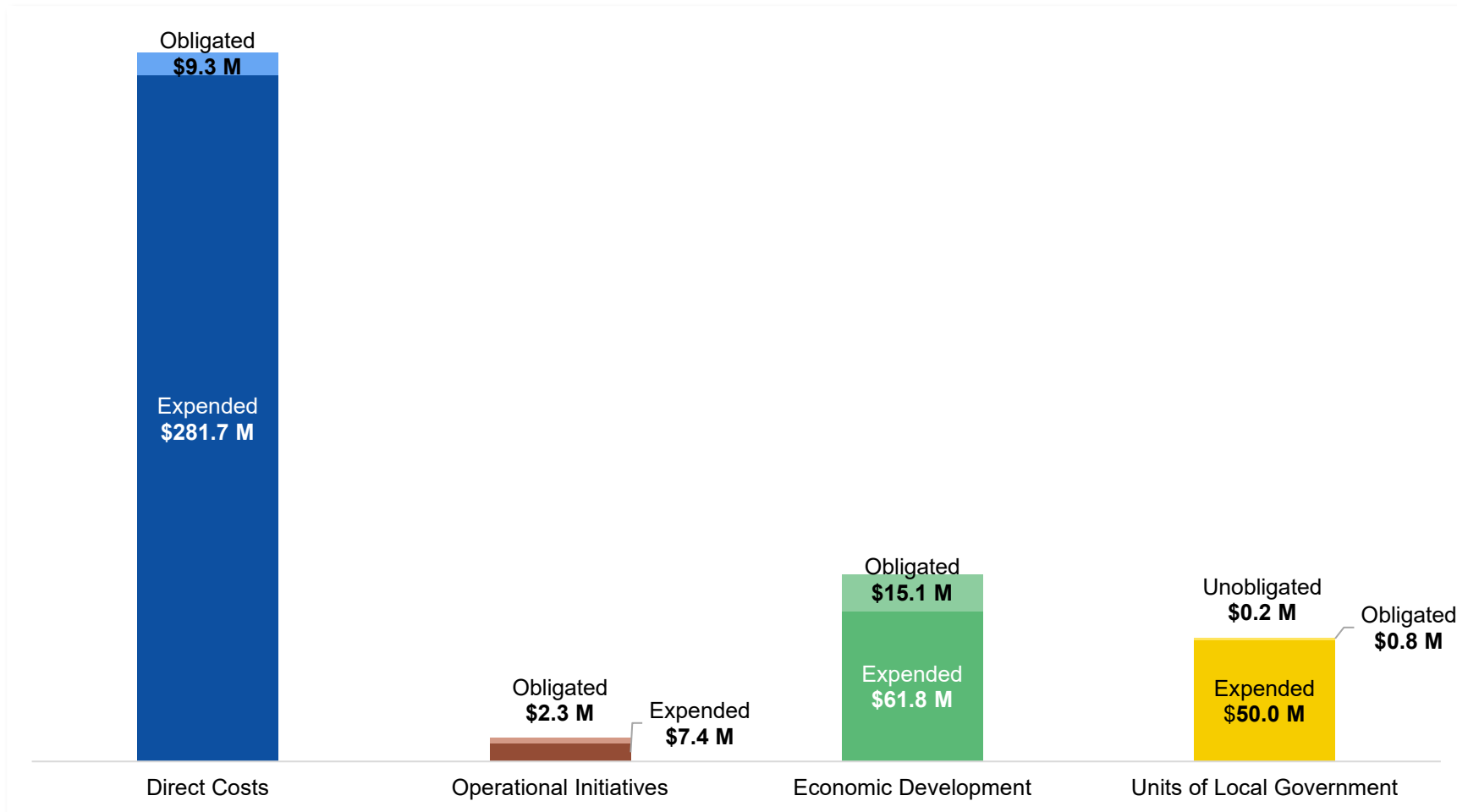


Program	Details
<b>Direct Costs</b>	<ul style="list-style-type: none"> <li>Labor costs</li> <li>Agency cost reimbursement</li> <li>PPE/Cleaning Supplies</li> <li>Technical Assistance</li> <li>Detention Center Costs</li> <li>Facility Cleaning/Security Costs</li> </ul>
<b>Operational Initiatives</b>	<ul style="list-style-type: none"> <li>Workspace redesign</li> <li>Telework capabilities</li> <li>Public Health initiatives</li> </ul>
<b>Economic Development</b>	<ul style="list-style-type: none"> <li>CC Recovery Loan Program</li> <li>Other short-term ED initiatives</li> </ul>
<b>Units of Local Government</b>	<ul style="list-style-type: none"> <li>Cost Reimbursements</li> <li>Future Expenses</li> </ul>

# CRF Update

99 percent of the County's Coronavirus Relief Fund allocation has been expended or obligated

## \$428.6 M Coronavirus Relief Fund (CRF)

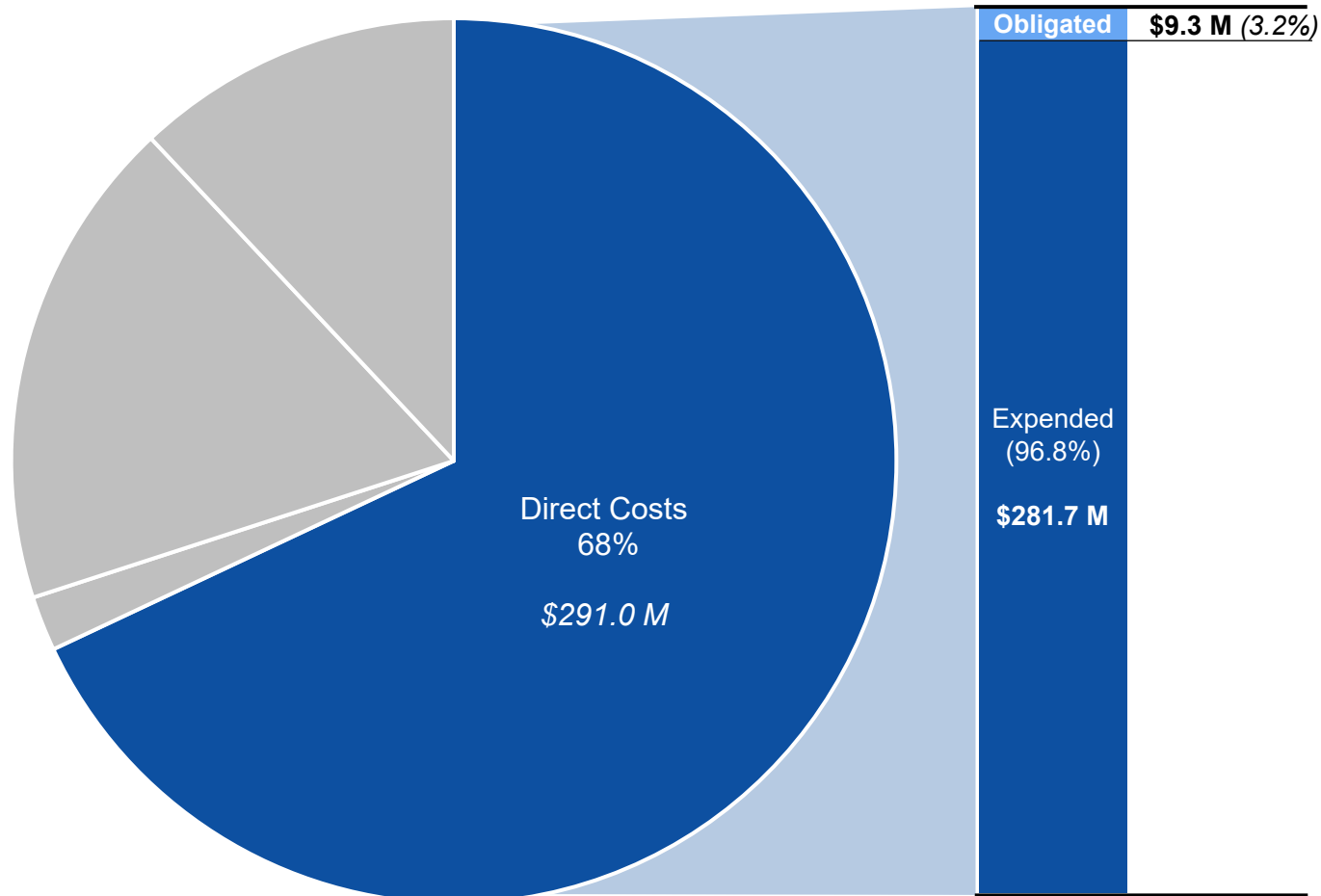


Total CRF Spending and Obligations	
Expended	\$400.9 M
Obligated	\$27.5 M
Unobligated	\$0.2 M

# CRF Update | Direct Costs

100 percent of funding for Direct Costs has been expended or obligated

## \$428.6 M Coronavirus Relief Fund (CRF)



Expended Detail	
Category	Amount
Labor Costs	\$255,921,114
Institutional Supplies, PPE, Public Health Enhancements	\$4,532,291
Detention Center Costs	\$7,353,623
Technical Assistance	\$3,529,925
Supplemental Staffing Costs	\$5,183,431
Mailing and Publishing Costs	\$1,661,522
Agency Cost Reimbursement	\$3,496,109
<b>Total</b>	<b>\$281,678,016</b>

Obligated Detail	
Category	Amount
Additional Labor Costs	\$444,203
Ongoing Contracts and additional PPE / Supplies	\$8,907,576
<b>Total</b>	<b>\$9,351,779</b>

# CRF Update | Direct Costs – Department & Vendor Expense Detail

Expenses by Department and the Top 5 Vendors related to this funding are noted below

## Expenses by Department: Direct Costs

Department	Non-Labor	Labor
Sheriff's Office	\$8,113,461	\$222,333,453
Office of the Chief Judge	\$1,535,904	\$16,255,572
Department of Facilities Management	\$2,965,168	\$1,237,206
Cook County Health	\$4,039,424	
Office of Chief Financial Officer	\$3,525,869	\$203,560
Bureau of Asset Management	\$1,924,028	\$54,215
Cook County Medical Examiner	\$1,069,375	\$5,805,448
DEMRS	\$427,850	
Cook County Assessor's Office	\$1,842,136	\$159,076
Cook County Clerk of the Circuit Court	\$145,776	\$690,166
Cook County Clerk	\$95,164	\$45,041
Department of Human Resources	\$27,883	\$65,274
Other	\$44,867	\$9,072,102

Non-Labor Costs
  Labor Costs (includes payroll and benefits)

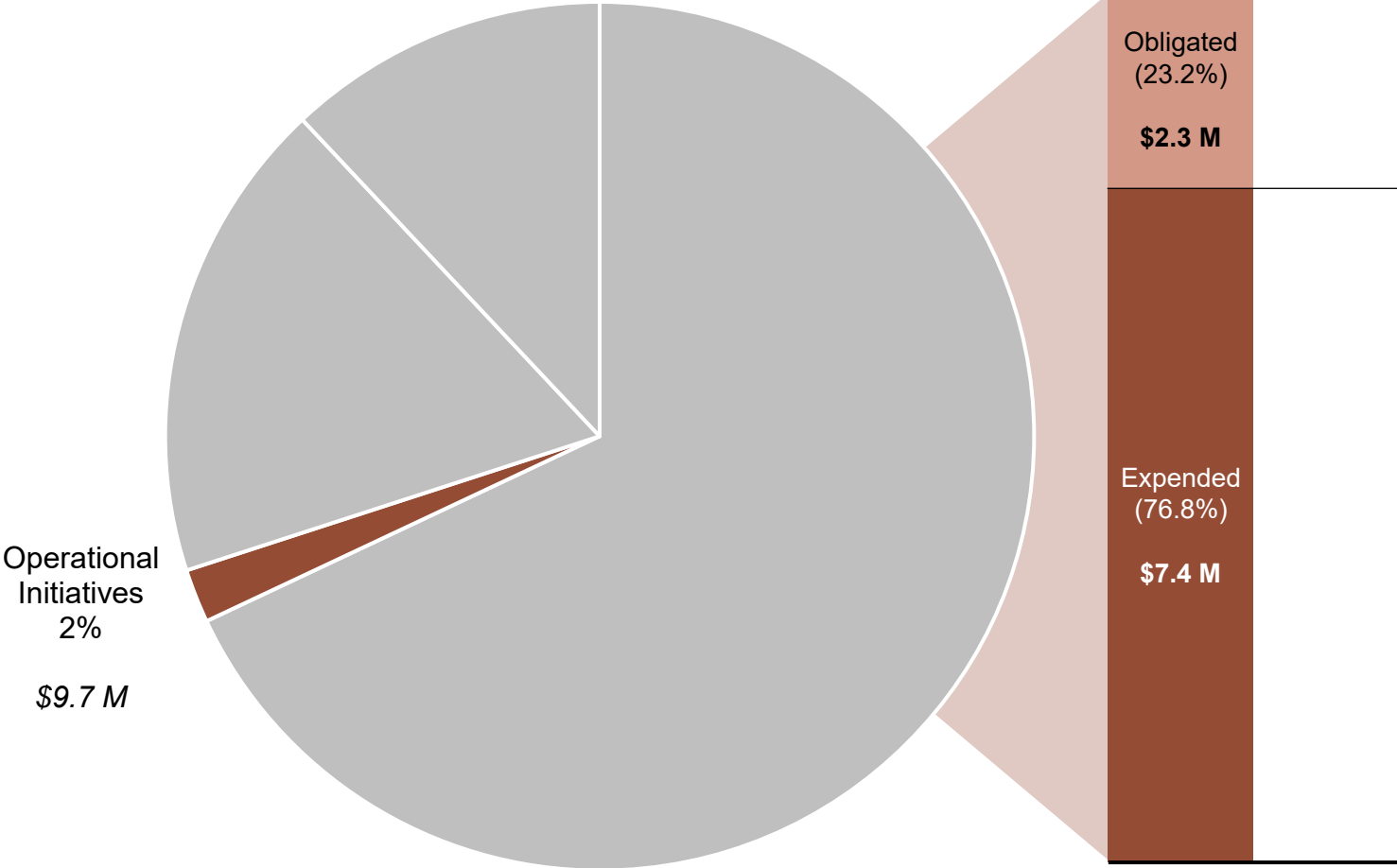
## Top 5 Vendors

Vendor	Expenses	Department(s)	Expense Summary
CBM Premier Management LLC	\$5,447,363	Sheriff's Office	Meal preparation and socially distant delivery for inmates at the jail
Guidehouse LLP	\$3,263,346	Office of the Chief Financial Officer	COVID-19 financial response consulting services
Steiner Security Services, INC	\$2,255,996	Department of Facilities Management	Guards to conduct thermal screens and enforce elevator capacity limits at County Buildings
Track Group Inc.	\$939,953	Sheriff's Office	GPS devices for defendants released from the Department of Correction as part of pretrial release condition
Grainger Industrial Supply	\$709,111	<ul style="list-style-type: none"> <li>• Department of Facilities Management</li> <li>• Sheriff's Office</li> <li>• DEMRS</li> <li>• Bureau of Asset Management</li> </ul>	Various maintenance, repair, and operating supplies to facilitate the safe operation and re-opening of Cook County facilities during the COVID-19 health crisis

# CRF Update | Operational Initiatives

100 percent of funding for Operational Initiatives has been expended or obligated

## \$428.6 M Coronavirus Relief Fund (CRF)



Expended Detail	
Category	Amount
Workspace redesign	\$2,148,998
Telework capabilities	\$3,016,280
Public health initiatives	\$2,260,294
<b>Total</b>	<b>\$7,425,571</b>

Obligated & Funds Available Detail	
Category	Amount
Workspace redesign	\$46,416
Telework capabilities	\$20,528
Public health initiatives	\$2,175,594
<b>Total</b>	<b>\$2,242,539</b>

# CRF Update | Operational Initiatives – Department & Project Detail

Expenses by Department and the Top 5 Projects related to this funding are noted below

## Expenses by Department: Operational Initiatives

Bureau of Asset Management	\$1,880,840
Cook County State's Attorney Office	\$1,440,320
DEMRS	\$1,433,077
Office of the Chief Judge	\$525,360
Department of Public Health	\$407,424
Office of the Chief Administrative Officer	\$400,000
Department of Facilities Management	\$263,008
Bureau of Technology	\$247,666
Sheriff's Office	\$218,950
Cook County Public Defender	\$213,533
Cook County Assessor's Office	\$223,775
Clerk of the Circuit Court	\$79,000
Other	\$92,619

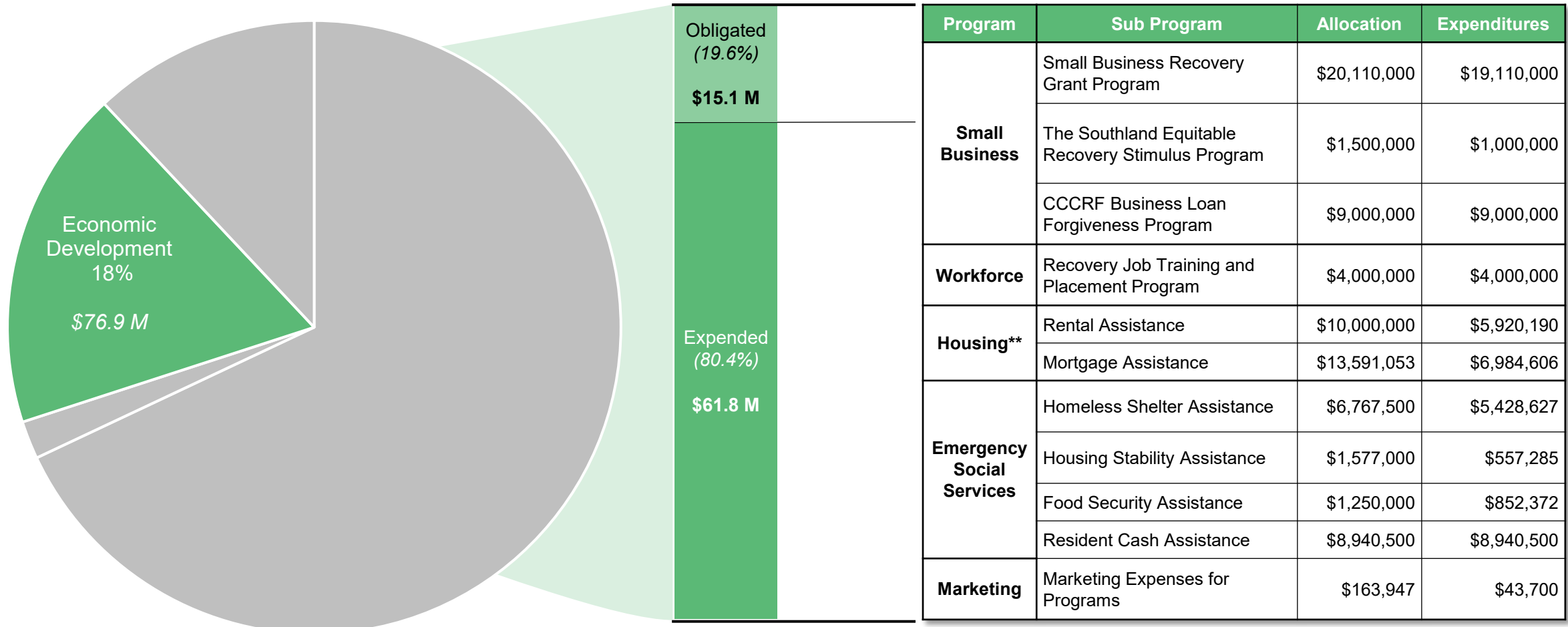
Top 5 Projects			
Project	Expenses	Obligation	Department
Countywide Protective Sneeze Guard Installation	\$1,880,840	\$30,120	Bureau of Asset Management
Teleworking Equipment for Staff Remote Work	\$1,438,985	\$0	Cook County State's Attorney Office
Alternative Housing Initiative	\$661,688	\$619	Department of Emergency Management and Regional Security
Public Health Consulting Support	\$407,424	\$171,860	Department of Public Health
Slalom Consulting - Vaccination Management Plan	\$0	\$1,997,592	Office of the President



# CRF Update | Economic Development

100 percent of funding for Economic Development has been expended or obligated\*

## \$428.6 M Coronavirus Relief Fund (CRF)



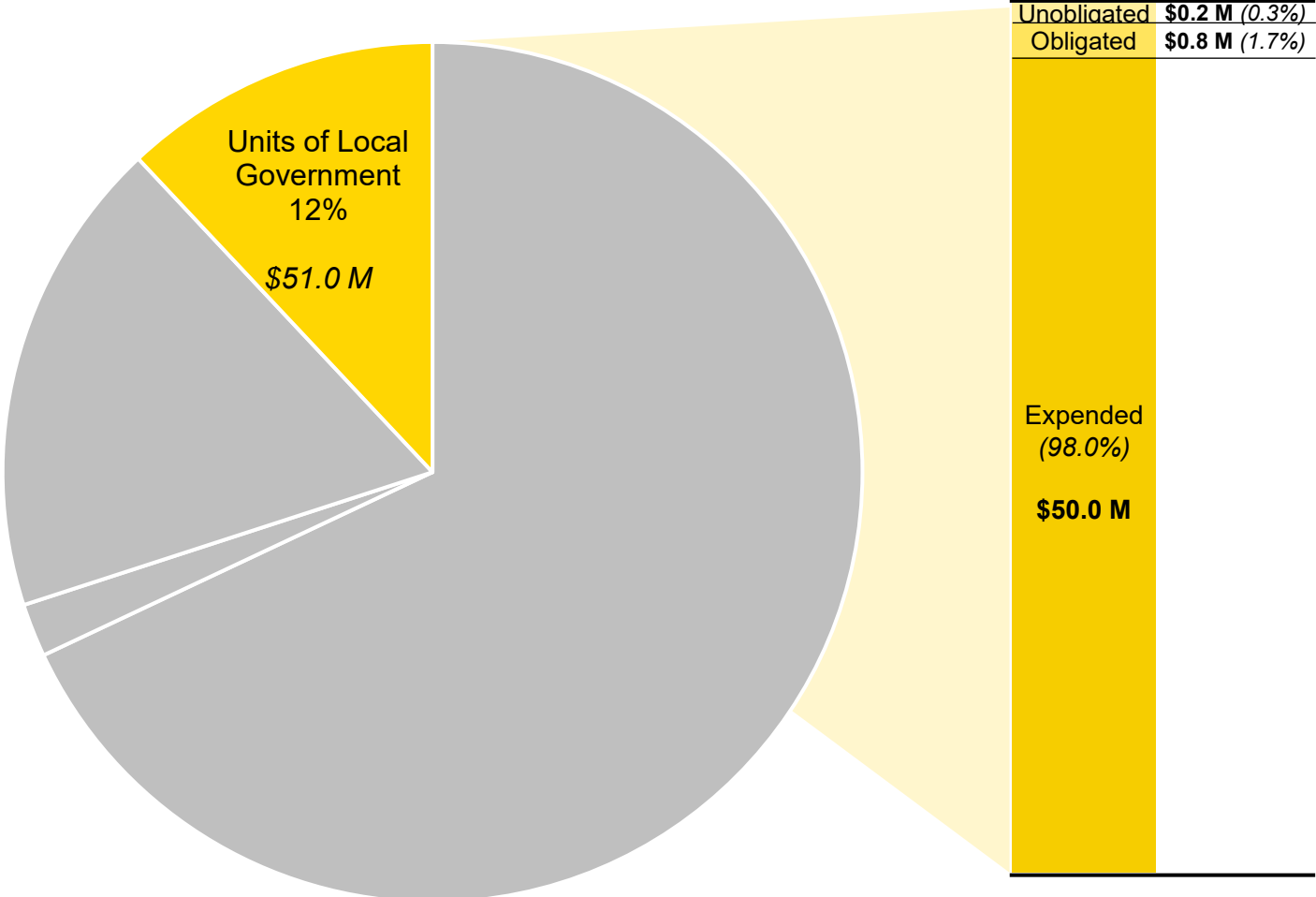
\*\$5 M of Economic Development allocation moved to Direct Costs to cover Cook County Hospital expenses to mitigate COVID-19; the total Economic Development allocation was reduced to \$76.9 M

\*\* Additional Housing Programming will be supported through the Emergency Rental Assistance Program as defined in the Consolidated Appropriations Act, 2021.

# CRF Update | Units of Local Government

99 percent of funding for Units of Local Government has been expended or obligated

## \$428.6 M Coronavirus Relief Fund (CRF)

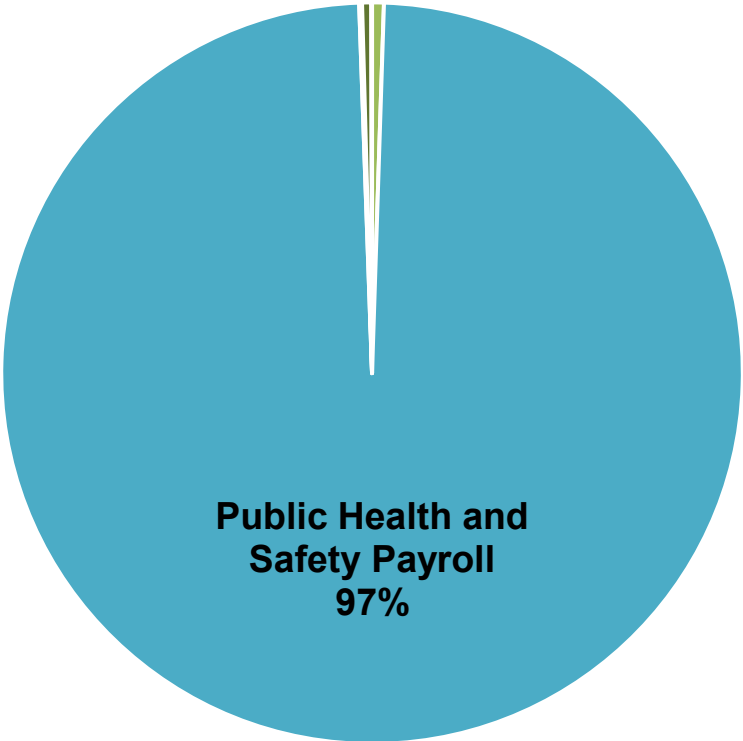


Application Status					
Unit of Government	Approved	Incomplete	Ineligible	Pending	Total
Suburban Municipalities	245	0	4	12	261
Townships	14	0	1	3	18
Fire Protection Districts	16	0	2	1	19
Library Districts	46	0	1	14	61
Park Districts	51	0	0	12	63
Water Reclamation, Forest Preserve	2	0	0	0	2

# CRF Update | Units of Local Government – Expenditures by Category

Expense breakdown of reviewed applications

## Total Incurred Expenses\*



Expenses Totaling Less than 3% of Total Incurred Expenses	
Expense Type	Percent of Total Expenses
Non-Public Health Payroll	0.424%
Telework	0.796%
Public Health Expenses	0.328%
PPE	2.037%
FEMA Payroll Match**	0.016%
FEMA Materials Match**	0.042%

\* All applications reviewed with future spend have provided documentation for their expenditures

\*\* Applications with FEMA match dollars are under review to accommodate the Executive Order of FEMA match increasing to 100%

# FEMA Update for FY2020 Non-Personnel\* Expenditures

Five Project Worksheets were reimbursed at 75% in February\*\*

Project Worksheet	Department(s)	Project Value	Expected Reimbursement (100%)	Received to Date**	Submitted to FEMA	Approval Status
MS-01	County-wide Public Safety PPE	\$602,104	\$602,104	\$451,578	Yes	Reimbursed
MS-01.2	Medical Examiner	\$1,334,509	\$1,334,509	\$1,000,882	Yes	Reimbursed
MS-01.3	DEMRS	\$462,571	\$462,571	\$0.00	Yes	FEMA Review
MS-02***	Cook County Health - Pharmaceuticals	\$885,882	\$334,332	\$250,749	Yes	Reimbursed
MS-03	Cook County Health - PPE	\$1,217,719	\$1,217,719	\$913,289	Yes	Reimbursed
MS-04	Department of Facility Management	\$1,457,799	\$1,457,799	\$0.00	Yes	FEMA Review
MS-05	Cook County Health - Supplies	\$88,433	\$88,433	\$66,325	Yes	Reimbursed
MS-06	Corrections & Law Enforcement	\$254,194	\$254,194	\$0.00	Yes	Obligated
MS-07	All Other Departments	\$233,880	\$233,880	\$0.00	Yes	FEMA Review
MS-08***	Cook County Health – Community Based Testing	\$348,057	\$122,087	\$91,565	Yes	Reimbursed
MS-09	Cook County Health – Extra Transactions	\$39,486	\$39,486	\$0.00	Yes	FEMA Review
C-01	Cook County Health - Patient Services	\$3,206,393	\$3,206,393	\$0.00	Yes	Obligated
<b>Project Worksheet Categories: MS = Materials &amp; Supplies; C = Contracts</b>		<b>\$10,131,027</b>	<b>\$9,353,507</b>	<b>\$2,774,388</b>		

\* Note project worksheets (PW) listed are for reimbursement of non-personnel expenditures incurred in fiscal year 2020. PW value may vary from month-to-month as transactions are added or removed from a PW.

\*\* Per President Biden's Executive Order issued on 2/3/2021, FEMA reimbursement matches were increased to 100%. The amounts received to date were for PWs obligated prior to the Executive Order and reimbursed to the County at 75%; FEMA is currently processing the remaining 25% reimbursements.

\*\*\* For these PWs, to avoid duplication of benefits, as applicable, deductions were applied based on reimbursement ratios from Medicare, Medicaid, insurance programs; or from the US HHS Provider Relief Fund (PRF). For applicable PWs, based on current assessment of charge ratios from the applicable hospitals, it is estimated that approximately 62% of the expense value may be reimbursed by Medicare, Medicaid, or insurance programs and would thus not be covered by FEMA and CRF. PRF information and guidance is in flux and is being closely monitored for possible impact to CCH PWs.

# FEMA Update for FY2020 Public Health and Public Safety Personnel Expenditures

March through June Project Worksheets for Cook County Health and the Medical Examiner were submitted in February

Project Worksheet	Department(s)	Project Value**	Expected Reimbursement (100%)***	Received to Date	Submitted to FEMA	Approval Status
L-01.A	Sheriff Labor – March	\$302,260	\$302,260	\$0	Yes	FEMA Initial Review
L-01.B	Sheriff Labor – April	\$2,399,829	\$2,399,829	\$0	Yes	FEMA Initial Review
L-01.C	Sheriff Labor – May	\$1,878,368	\$1,878,368	\$0	Yes	FEMA Initial Review
L-01.D	Sheriff Labor – June	\$2,278,040	\$2,278,040	\$0	Yes	FEMA Initial Review
L-01.I	Sheriff Labor - November	\$4,048,482	\$4,048,482	\$0	No	County Review
L-02.A	Cook County Health Labor – March	\$770,928	\$770,928	\$0	Yes	FEMA Initial Review
L-02.B	Cook County Health Labor – April	\$1,635,241	\$1,635,241	\$0	Yes	FEMA Initial Review
L-02.C	Cook County Health Labor – May	\$2,381,513	\$2,381,513	\$0	Yes	FEMA Initial Review
L-02.D	Cook County Health Labor – June	\$4,563,548	\$4,563,548	\$0	Yes	FEMA Initial Review
L-02.I	Cook County Health Labor – November	\$2,830,633	\$2,830,633	\$0	No	TBD
L-03	Medical Examiner Labor – March-June	\$197,436	\$197,436	\$0	Yes	FEMA Initial Review
		<b>\$23,286,278</b>	<b>\$23,286,278</b>	<b>\$0</b>		

**Project Worksheet Categories:** L = Overtime Personnel Costs

\* Project worksheets (PW) listed are for reimbursement of personnel overtime expenditures incurred in fiscal year 2020. Project value is determined through reconciliation between timesheets and payroll for eligible overtime, aligning hours to specific COVID-related activities, and comparing against existing Collective Bargaining Agreements (CBAs) and other personnel policies.

\*\* PW value may vary as reconciliation between timekeeping systems, payroll records, and activity records are completed for a PW.

\*\*\* Per President Biden's Executive Order issued on 2/3/2021, FEMA reimbursement matches were increased to 100%.

# FEMA Update for FY2021 Public Health and Public Safety Personnel Expenditures

## Reconciliations for FY2021 Personnel Project Worksheets started in February

Project Worksheet	Department(s)	Project Value**	Expected Reimbursement (100%)***	Received to Date	Submitted to FEMA	Approval Status
L-01.J	Sheriff Labor – December-January	\$4,595,142	\$4,595,142	\$0	No	TBD
L-02.J	Cook County Health Labor – December-January	\$3,422,747	\$3,422,747	\$0	No	TBD
		<b>\$8,017,889</b>	<b>\$8,017,889</b>	<b>\$0</b>		

**Project Worksheet Categories:** L = Overtime Personnel Costs

\* Project worksheets (PW) listed are for reimbursement of personnel overtime expenditures incurred in fiscal year 2021. Project value is determined through reconciliation between timesheets and payroll for eligible overtime, aligning hours to specific COVID-related activities, and comparing against existing Collective Bargaining Agreements (CBAs) and other personnel policies.

\*\* PW value may vary as reconciliation between timekeeping systems, payroll records, and activity records are completed for a PW.

\*\*\* Per President Biden's Executive Order issued on 2/3/2021, FEMA reimbursement matches were increased to 100%.

# FEMA Update for FY2021 Vaccine Expenditures

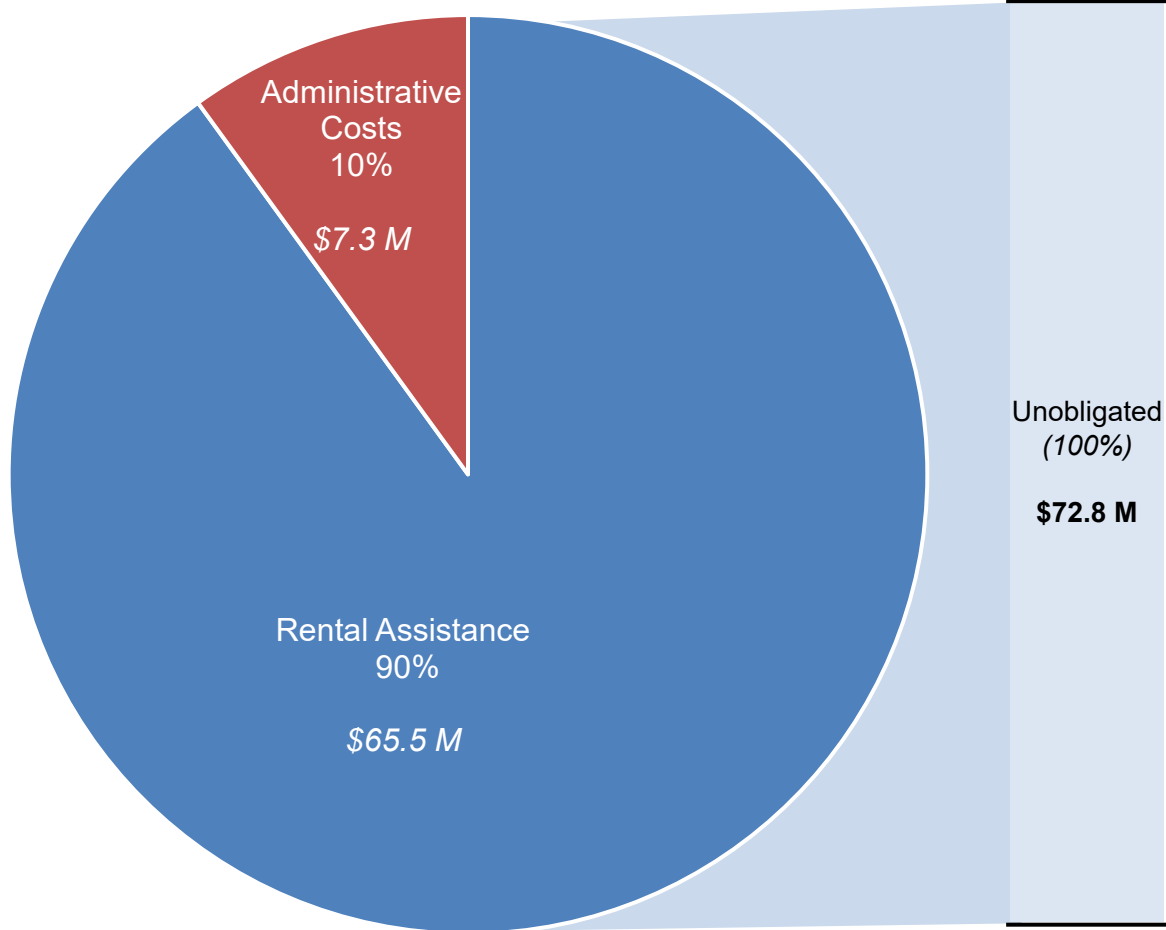
FY2021 Expedited Vaccination PW submitted and obligated in February for \$99,259,603

Project Worksheet	Department(s)	Project Value	Expected Reimbursement (100%)	Current Obligation (50%)	Submitted to FEMA	Approval Status
V-01	Vaccination	\$99,259,603	\$99,259,603	\$49,629,802	Yes	Obligated
		<b>\$99,259,603</b>	<b>\$99,259,603</b>	<b>\$49,629,802</b>		

# Emergency Rental Assistance Program

Cook County received \$72.8m for the new Emergency Rental Assistance Program launching on March 11<sup>th</sup>

## \$72.8 M Emergency Rental Assistance Program (ERA)



Component	Eligible Expenses
<b>Rental Assistance</b>	<ul style="list-style-type: none"> <li>• Rent</li> <li>• Rental arrears</li> <li>• Utility and home energy costs</li> <li>• Utility and home energy arrears</li> </ul>
<b>Administrative Costs</b>	<ul style="list-style-type: none"> <li>• Housing stability services</li> <li>• Administration of funds</li> </ul>



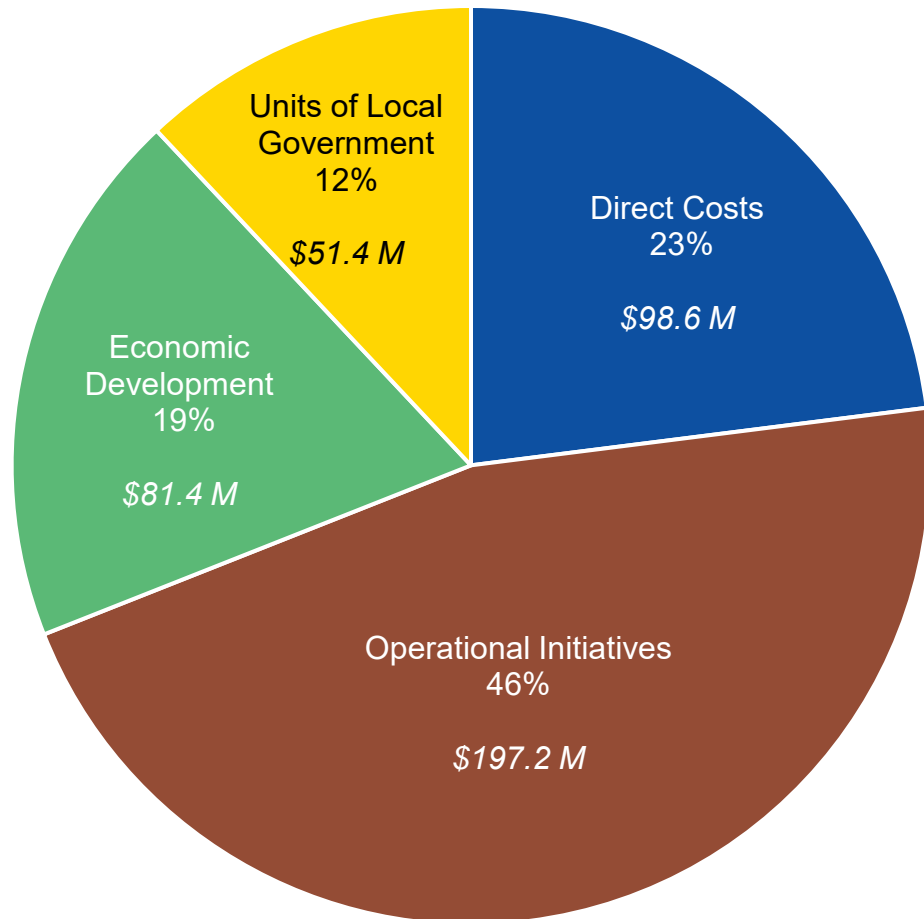


# Appendix

# CRF Allocations | Original

Cook County allocated its CARES Act funding to address several competing priorities

## \$428.6 M Coronavirus Relief Fund (CRF)

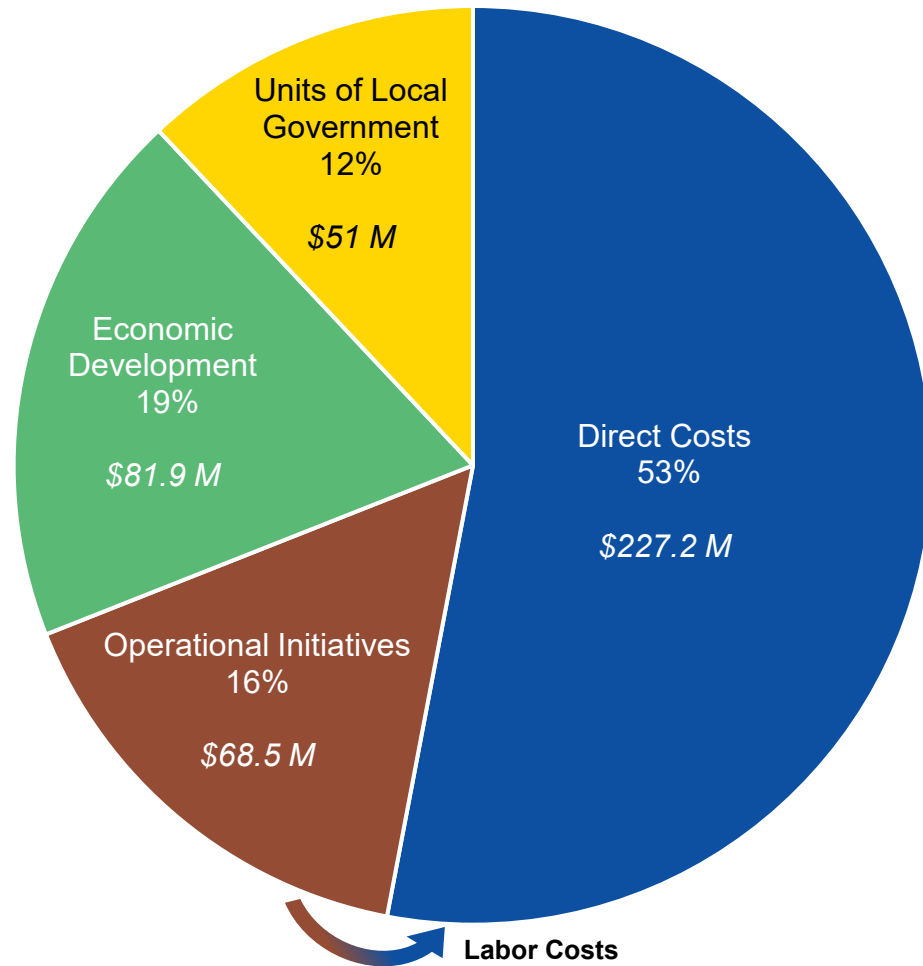


Program	Details
<b>Direct Costs</b>	<ul style="list-style-type: none"> <li>Agency cost reimbursement</li> <li>PPE/Cleaning Supplies</li> </ul>
<b>Operational Initiatives</b>	<ul style="list-style-type: none"> <li>Labor costs</li> <li>Workspace redesign</li> <li>Telework capabilities</li> <li>Public Health initiatives</li> </ul>
<b>Economic Development</b>	<ul style="list-style-type: none"> <li>CC Recovery Loan Program</li> <li>Other short-term ED initiatives</li> </ul>
<b>Units of Local Government</b>	<ul style="list-style-type: none"> <li>Cost Reimbursements</li> <li>Future Expenses</li> </ul>

# CRF Allocations | Update 1

Cook County updated its funding allocations early this fall to better reflect internal funding needs

## \$428.6 M Coronavirus Relief Fund (CRF)

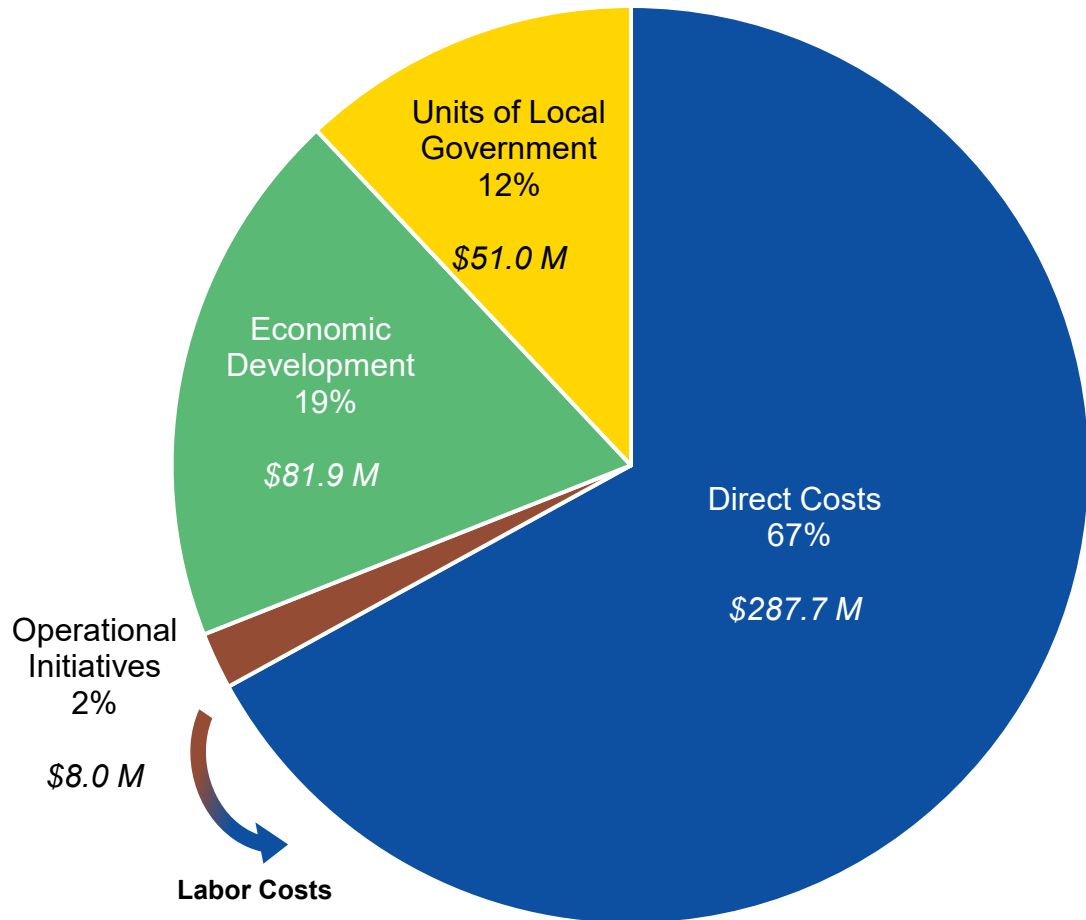


Program	Details
<b>Direct Costs</b>	<ul style="list-style-type: none"> <li>• <b>Labor costs</b></li> <li>• Agency cost reimbursement</li> <li>• PPE/Cleaning Supplies</li> <li>• <b>Technical Assistance</b></li> <li>• <b>Detention Center Costs</b></li> <li>• <b>Facility Cleaning/Security Costs</b></li> </ul>
<b>Operational Initiatives</b>	<ul style="list-style-type: none"> <li>• <i>Labor costs</i></li> <li>• Workspace redesign</li> <li>• Telework capabilities</li> <li>• Public Health initiatives</li> </ul>
<b>Economic Development</b>	<ul style="list-style-type: none"> <li>• CC Recovery Loan Program</li> <li>• Other short-term ED initiatives</li> </ul>
<b>Units of Local Government</b>	<ul style="list-style-type: none"> <li>• Cost Reimbursements</li> <li>• Future Expenses</li> </ul>

# CRF Allocations | Update 2

Cook County updated its funding allocations in November to better reflect internal funding needs

## \$428.6 M Coronavirus Relief Fund (CRF)

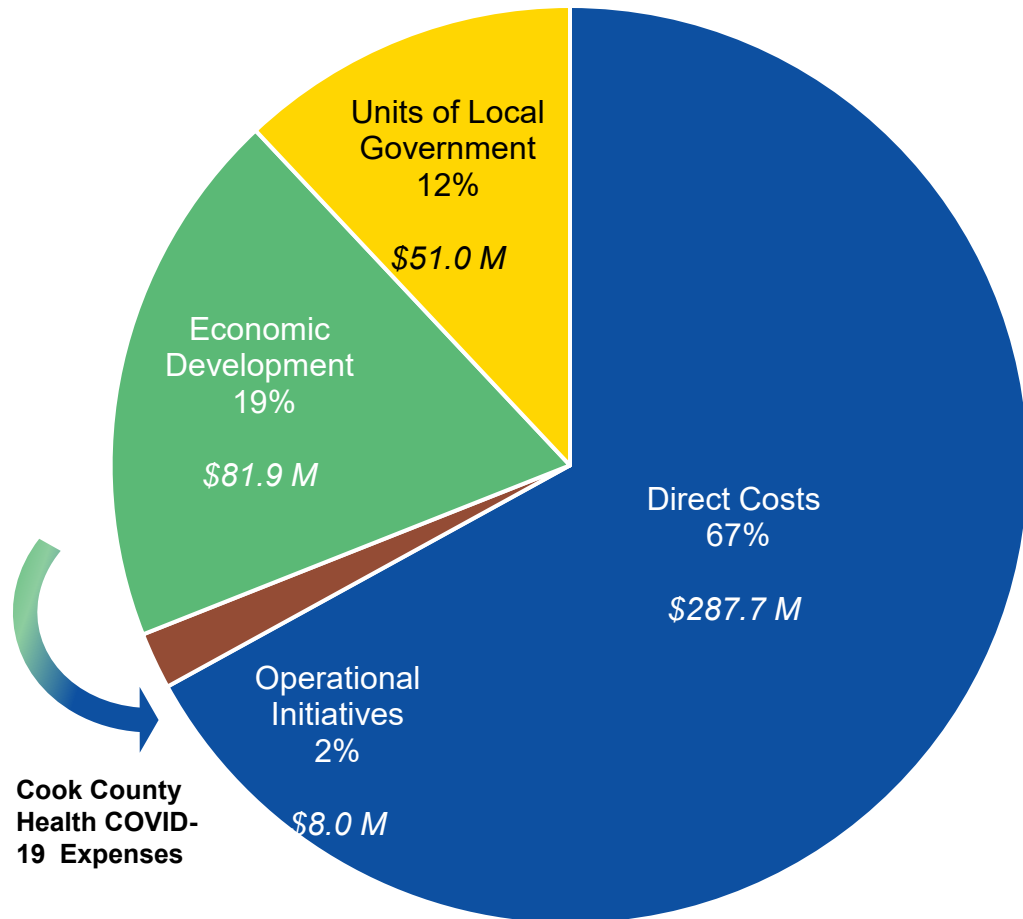


Program	Details
<b>Direct Costs</b>	<ul style="list-style-type: none"> <li>Labor costs</li> <li>Agency cost reimbursement</li> <li>PPE/Cleaning Supplies</li> <li>Technical Assistance</li> <li>Detention Center Costs</li> <li>Facility Cleaning/Security Costs</li> </ul>
<b>Operational Initiatives</b>	<ul style="list-style-type: none"> <li>Workspace redesign</li> <li>Telework capabilities</li> <li>Public Health initiatives</li> </ul>
<b>Economic Development</b>	<ul style="list-style-type: none"> <li>CC Recovery Loan Program</li> <li>Other short-term ED initiatives</li> </ul>
<b>Units of Local Government</b>	<ul style="list-style-type: none"> <li>Cost Reimbursements</li> <li>Future Expenses</li> </ul>

# CRF Allocations | Update 3

Cook County updated its funding allocations in January to assist in Cook County Health COVID expenses

## \$428.6 M Coronavirus Relief Fund (CRF)

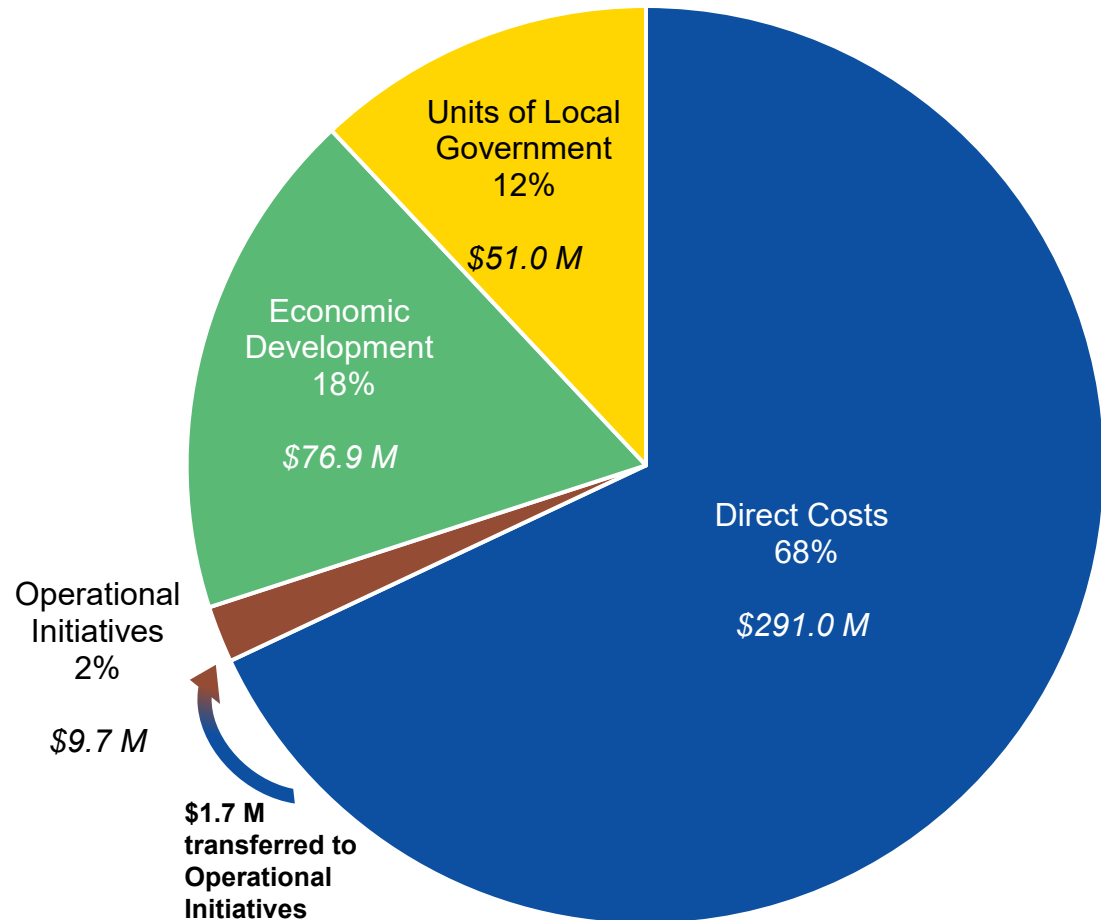


Program	Details
<b>Direct Costs</b>	<ul style="list-style-type: none"> <li>Labor costs</li> <li>Agency cost reimbursement</li> <li>PPE/Cleaning Supplies</li> <li>Technical Assistance</li> <li>Detention Center Costs</li> <li>Facility Cleaning/Security Costs</li> </ul>
<b>Operational Initiatives</b>	<ul style="list-style-type: none"> <li>Workspace redesign</li> <li>Telework capabilities</li> <li>Public Health initiatives</li> </ul>
<b>Economic Development</b>	<ul style="list-style-type: none"> <li>CC Recovery Loan Program</li> <li>Other short-term ED initiatives</li> </ul>
<b>Units of Local Government</b>	<ul style="list-style-type: none"> <li>Cost Reimbursements</li> <li>Future Expenses</li> </ul>

# CRF Allocations | Update 4

Cook County updated its funding allocations in February to better reflect internal funding needs

## \$428.6 M Coronavirus Relief Fund (CRF)



Program	Details
<b>Direct Costs</b>	<ul style="list-style-type: none"> <li>Labor costs</li> <li>Agency cost reimbursement</li> <li>PPE/Cleaning Supplies</li> <li>Technical Assistance</li> <li>Detention Center Costs</li> <li>Facility Cleaning/Security Costs</li> </ul>
<b>Operational Initiatives</b>	<ul style="list-style-type: none"> <li>Workspace redesign</li> <li>Telework capabilities</li> <li>Public Health initiatives</li> </ul>
<b>Economic Development</b>	<ul style="list-style-type: none"> <li>CC Recovery Loan Program</li> <li>Other short-term ED initiatives</li> </ul>
<b>Units of Local Government</b>	<ul style="list-style-type: none"> <li>Cost Reimbursements</li> <li>Future Expenses</li> </ul>

# BED Allocations | *Updated*

## BED updated allocations and transferred \$5 M for vaccination expenses

Program	Sub Program	Allocation as of October 30, 2020	Allocation as of November 30, 2020	Allocation as of December 31, 2020	Additional Allocated Money	Allocation as of January 31, 2021	Additional Allocated Money	Allocation as of February 28, 2021
<b>Small Business</b>	Small Business Recovery Grant Program	\$15,000,000	\$19,110,000	\$19,110,000	\$0	\$19,110,000	\$1,000,000	\$20,110,000
	The Southland Equitable Recovery Stimulus Program	\$1,000,000	\$1,000,000	\$1,000,000	\$0	\$1,000,000	\$500,000	\$1,500,000
	CCCRF Business Loan Forgiveness Program	\$10,000,000	\$9,000,000	\$9,000,000	\$0	\$9,000,000	\$0	\$9,000,000
<b>Workforce</b>	Recovery Job Training and Placement Program	\$4,000,000	\$4,000,000	\$4,000,000	\$0	\$4,000,000	\$0	\$4,000,000
<b>Housing</b>	Rental Assistance	\$20,000,000	\$16,000,000	\$10,000,000	\$0	\$10,000,000	\$0	\$10,000,000
	Mortgage Assistance	\$20,000,000	\$19,000,000	\$19,000,000	(\$3,500,000)	\$15,500,000	(\$1,908,947)	\$13,591,053
<b>Emergency Social Services</b>	Homeless Shelter Assistance	\$5,000,000	\$6,349,500	\$6,349,500	\$268,000	\$6,617,500	\$150,000	\$6,767,500
	Housing Stability Assistance	\$1,100,000	\$1,059,500	\$1,059,500	\$17,500	\$1,077,000	\$500,000	\$1,577,000
	Food Security Assistance	\$1,100,000	\$1,100,000	\$1,100,000	\$0	\$1,100,000	\$150,000	\$1,250,000
	Resident Cash Assistance	\$2,100,000	\$4,240,500	\$11,240,500	(\$2,300,000)	\$8,940,500	\$0	\$8,940,500
<b>Marketing</b>	Marketing Expenses for Programs	\$100,000	\$100,000	\$147,755	\$0	\$0	\$16,192	\$163,947
<b>Unobligated</b>	Unobligated Funds	\$2,600,000	\$1,000,000	\$0	\$0	\$0	\$0	\$0
<b>Transferred</b>	Transferred to Direct Costs				\$5,000,000	\$5,000,000	\$0	\$5,000,000

# CRF Update | Units of Local Government

As of February 28th, 98 percent of funding for Units of Local Government has been expended

Expended Detail	
Unit of Government	Funding Awarded
Arlington Heights Park District	\$ 5,000.00
Alsip-Merrionette Park Public Library District	\$ 5,000.00
Alsip Park District	\$ 5,000.00
Acorn Public Library District	\$ 5,000.00
Barrington Park District	\$ 5,000.00
Bartlett Park District	\$ 5,000.00
Berkeley Public Library	\$ 5,000.00
Berwyn Park District	\$ 5,000.00
Bartlett Fire Protection District	\$ 44,500.00
Buffalo Grove Park District	\$ 5,000.00
Blue Island Public Library	\$ 5,000.00
Broadview Park District	\$ 5,000.00
Bellwood Public Library	\$ 4,943.99
Brookfield Public Library	\$ 4,841.06
Burr Ridge Park District	\$ 5,000.00
Bridgeview Public Library	\$ 5,000.00

Expended Detail	
Unit of Government	Funding Awarded
Barrington Township	\$ 5,000.00
Burbank Park District	\$ 5,000.00
Broadview Public Library District	\$ 4,513.23
City of Calumet City	\$ 723,745.03
Country Club Hills	\$ 119,193.00
Country Club Hills	\$ 400,831.91
Country Club Hills	\$ 12,000.00
City of Chicago Heights	\$ 729,324.54
City of Chicago Heights	\$ 12,000.00
City of Countryside	\$ 168,517.75
City of Countryside	\$ 12,000.00
City of Evanston	\$ 619,214.31
City of Evanston	\$ 12,000.00
City of Hickory Hills	\$ 333,091.40
City of Hickory Hills	\$ 12,000.00
City of Burbank	\$ 597,154.42

Expended Detail	
Unit of Government	Funding Awarded
City of Burbank	\$ 12,000.00
City of Berwyn	\$ 788,351.45
City of Berwyn	\$ 12,000.00
Blue Island	\$ 698,816.33
Blue Island	\$ 12,000.00
City of Des Plaines	\$ 614,738.44
City of Des Plaines	\$ 12,000.00
City of Oak Forest	\$ 308,759.65
City of Oak Forest	\$ 12,000.00
City of Hometown	\$ 595,689.57
City of Hometown	\$ 12,000.00
City of Harvey	\$ 767,053.57
City of Harvey	\$ 12,000.00
City of Markham	\$ 680,813.56
City of Markham	\$ 12,000.00
City of Northlake	\$ 368,441.03



# CRF Update | Units of Local Government

As of February 28th, 98 percent of funding for Units of Local Government has been expended

Expended Detail	
Unit of Government	Funding Awarded
City of Northlake	\$ 12,000.00
City of Rolling Meadows	\$ 316,925.36
City of Rolling Meadows	\$ 12,000.00
Community Park District of La Grange Park	\$ 5,000.00
City of Palos Hills	\$ 456,694.28
City of Palos Hills	\$ 12,000.00
City of Palos Heights	\$ 288,985.47
City of Palos Heights	\$ 12,000.00
Cicero Public Library	\$ 5,000.00
City of Park Ridge	\$ 373,903.17
City of Park Ridge	\$ 12,000.00
City of Prospect Heights	\$ 331,113.47
City of Prospect Heights	\$ 12,000.00
Chicago Ridge Park District	\$ 5,000.00
Chicago Ridge Public Library	\$ 5,000.00
Central Stickney Fire Protection District	\$ 5,900.00

Expended Detail	
Unit of Government	Funding Awarded
Central Stickney Park District	\$ 3,075.71
Dolton Park District	\$ 5,000.00
Deerfield Park District	\$ 5,000.00
Dolton Public Library District	\$ 5,000.00
Des Plaines Park District	\$ 5,000.00
East Dundee & Countryside Fire Protection District	\$ 5,000.00
Evergreen Park Public Library	\$ 5,000.00
Elk Grove Village Public Library	\$ 5,000.00
Elmhurst Park District	\$ 5,000.00
Eisenhower Public Library District	\$ 5,000.00
Elmwood Park Public Library	\$ 4,481.04
Forest Preserves of Cook County	\$ 500,000.00
Franklin Park Public Library District	\$ 5,000.00
Forest Park Public Library	\$ 4,266.32
Frankfort Square Park District	\$ 5,000.00
Green Hills Public Library District	\$ 5,000.00

Expended Detail	
Unit of Government	Funding Awarded
Glenwood-Lynwood Public Library District	\$ 4,761.13
Golf Maine Park District	\$ 5,000.00
Glencoe Park District	\$ 5,000.00
Glencoe Public Library	\$ 5,000.00
Grande Prairie Public Library	\$ 5,000.00
Glenview Park District	\$ 5,000.00
Harvey Park District	\$ 5,000.00
Hoffman Estates Park District	\$ 5,000.00
Homewood Flossmoor Park District	\$ 5,000.00
Hickory Hills Park District	\$ 5,000.00
Hodgkins Park District	\$ 5,000.00
Homewood Public Library District	\$ 5,000.00
Hanover Park Park District	\$ 5,000.00
Hanover Township	\$ 46,000.00
Harvey Public Library District	\$ 5,000.00
Inverness Park District	\$ 5,000.00

# CRF Update | Units of Local Government

As of February 28th, 98 percent of funding for Units of Local Government has been expended

Expended Detail	
Unit of Government	Funding Awarded
Indian Trails Public Library District	\$ 5,000.00
Justice Park District	\$ 5,000.00
Justice Public Library District	\$ 5,000.00
Kenilworth Park District	\$ 5,000.00
Lemont Township	\$ 4,124.82
Leyden Fire Protection District	\$ 19,100.00
Long Grove Fire Protection District	\$ 5,000.00
La Grange Public Library	\$ 5,000.00
La Grange Park Public Library District	\$ 4,990.65
Lemont Park District	\$ 5,000.00
Leyden Township	\$ 5,000.00
Lincolnwood Public Library District	\$ 5,000.00
Maywood Park District	\$ 5,000.00
McCook Park District	\$ 1,039.44
McCook Public Library	\$ 5,000.00
Mokena Fire Protection District	\$ 5,000.00

Expended Detail	
Unit of Government	Funding Awarded
Morton Grove Park District	\$ 5,000.00
Midlothian Park District	\$ 5,000.00
Midlothian Public Library	\$ 5,000.00
Memorial Park District	\$ 5,000.00
Markham Public Library	\$ 5,000.00
Maywood Public Library District	\$ 5,000.00
Mount Prospect Park District	\$ 5,000.00
Mount Prospect Public Library	\$ 5,000.00
Maine Township	\$ 5,000.00
Metropolitan Water Reclamation District	\$ 212,000.00
North Berwyn Park District	\$ 5,000.00
Northbrook Park District	\$ 5,000.00
Niles Park District	\$ 5,000.00
NorthLake Fire Protection District	\$ 19,600.00
Niles-Maine District Library	\$ 5,000.00
North Maine Fire Protection District	\$ 37,400.00

Expended Detail	
Unit of Government	Funding Awarded
Northfield Park District	\$ 5,000.00
North Palos Fire Protection District	\$ 36,000.00
Northbrook Public Library	\$ 5,000.00
Northlake Public Library District	\$ 5,000.00
North Riverside Public Library District	\$ 5,000.00
Orland Fire District	\$ 136,200.00
Oak Forest Park District	\$ 5,000.00
Oak Park Public Library	\$ 5,000.00
Oak Park Township	\$ 38,000.00
Orland Park Public Library	\$ 5,000.00
Orland Township	\$ 22,592.02
Palatine Township	\$ 5,000.00
Poplar Creek Public Library District	\$ 5,000.00
Park District of Forest Park	\$ 5,000.00
Park District of Franklin Park	\$ 5,000.00
Park District of La Grange	\$ 5,000.00

# CRF Update | Units of Local Government

As of February 28th, 98 percent of funding for Units of Local Government has been expended

Expended Detail	
Unit of Government	Funding Awarded
Park District of Oak Park	\$ 5,000.00
Pleasant Dale Park District	\$ 5,000.00
Palos Fire Protection District	\$ 24,200.00
Pleasantview Fire Protection	\$ 38,000.00
Park Forest Public Library	\$ 5,000.00
Palos Heights Fire Protection District	\$ 23,900.00
Prospect Heights Park District	\$ 5,000.00
Palos Heights Public Library	\$ 5,000.00
Palatine Park District	\$ 5,000.00
Palos Park Public Library	\$ 3,305.75
Palatine Rural Fire Protection District	\$ 30,100.00
Prospect Heights Fire Protection District	\$ 40,500.00
Park Ridge Park District	\$ 5,000.00
Park Ridge Public Library	\$ 5,000.00
Proviso Township	\$ 5,000.00
Palos Township	\$ 11,000.00

Expended Detail	
Unit of Government	Funding Awarded
Prairie Trails Public Library District	\$ 5,000.00
River Forest Public Library	\$ 5,000.00
River Grove Public Library District	\$ 3,623.51
Riverdale Public Library District	\$ 5,000.00
Rich Township	\$ 20,000.00
Rolling Meadows Park District	\$ 5,000.00
Robbins Park District	\$ 5,000.00
Roberts Park Fire Protection District	\$ 50,200.00
Riverside Public Library	\$ 5,000.00
Roselle Public Library	\$ 5,000.00
Richton Park Public Library District	\$ 5,000.00
Riverside Township	\$ 5,000.00
South Barrington Park District	\$ 5,000.00
Salt Creek Rural Park District	\$ 5,000.00
Schaumburg Township	\$ 35,000.00
Stickney-Forest View Public Library	\$ 4,464.78

Expended Detail	
Unit of Government	Funding Awarded
South Holland Public Library	\$ 5,000.00
Skokie Park District	\$ 5,000.00
Skokie Public Library	\$ 5,000.00
Streamwood Park District	\$ 5,000.00
Summit Public Library District	\$ 3,253.35
Stickney Township	\$ 5,000.00
Schaumburg Township District Library	\$ 5,000.00
Summit Park District	\$ 4,595.00
Town of Cicero	\$ 1,062,912.77
Town of Cicero	\$ 12,000.00
Thornton Public Library	\$ 3,613.31
Tinley Park-Park District	\$ 5,000.00
Tri-State Fire Protection District	\$ 12,300.00
Thornton Township	\$ 57,000.00
Village of Arlington Heights	\$ 589,733.65
Arlington Heights	\$ 12,000.00

# CRF Update | Units of Local Government

As of February 28th, 98 percent of funding for Units of Local Government has been expended

Expended Detail	
Unit of Government	Funding Awarded
Village of Burr Ridge	\$ 30,876.35
Village of Burr Ridge	\$ 12,000.00
Village of Brookfield	\$ 449,242.95
Village of Brookfield	\$ 12,000.00
Village of Elk Grove	\$ 376,701.76
Elk Grove Village	\$ 12,000.00
East Hazel Crest	\$ 335,139.94
East Hazel Crest	\$ 12,000.00
Village of Elmwood Park	\$ 535,329.30
Village of Elmwood Park	\$ 12,000.00
Village of Forest Park	\$ 295,976.31
Village of Forest Park	\$ 12,000.00
Village of Hazel Crest	\$ 576,961.02
Village of Hazel Crest	\$ 12,000.00
Village of Harwood Heights	\$ 264,263.63
Village of Harwood Heights	\$ 12,000.00

Expended Detail	
Unit of Government	Funding Awarded
Village of Hanover Park	\$ 251,480.63
Village of Hanover Park	\$ 12,000.00
Village of Homewood	\$ 436,731.52
Village of Homewood	\$ 12,000.00
Village of Indian Head Park	\$ 103,533.82
Village of Indian Head Park	\$ 12,000.00
Village of Lemont	\$ 183,668.71
Village of Lemont	\$ 12,000.00
Village of La Grange	\$ 209,122.55
Village of La Grange	\$ 12,000.00
Village of La Grange Park	\$ 322,534.31
Village of La Grange Park	\$ 12,000.00
Village of McCook	\$ 68,042.36
Village of McCook	\$ 12,000.00
Village of Merrionette Park	\$ 255,696.19
Village of Merrionette Park	\$ 12,000.00

Expended Detail	
Unit of Government	Funding Awarded
Village of Morton Grove	\$ 342,243.43
Village of Morton Grove	\$ 12,000.00
Village of Melrose Park	\$ 657,556.39
Village of Melrose Park	\$ 12,000.00
Village of Norridge	\$ 350,533.02
Village of Norridge	\$ 12,000.00
Village of Alsip	\$ 288,448.31
Village of Alsip	\$ 12,000.00
Village of Berkeley	\$ 192,956.06
Village of Berkeley	\$ 12,000.00
Village of Barrington	\$ 53,572.86
Village of Barrington	\$ 12,000.00
Village of Bartlett	\$ 144,006.86
Village of Bartlett	\$ 12,000.00
Village of Buffalo Grove	\$ 108,268.08
Village of Buffalo Grove	\$ 12,000.00

# CRF Update | Units of Local Government

As of February 28th, 98 percent of funding for Units of Local Government has been expended

Expended Detail	
Unit of Government	Funding Awarded
Village of Barrington Hills	\$ 16,720.85
Village of Barrington Hills	\$ 12,000.00
Village of Bedford Park	\$ 211,212.37
Village of Bedford Park	\$ 12,000.00
Village of Bridgeview	\$ 428,754.61
Village of Bridgeview	\$ 12,000.00
Village of Burnham	\$ 624,827.81
Village of Broadview	\$ 489,935.86
Village of Broadview	\$ 12,000.00
Village of Bellwood	\$ 599,698.99
Village of Bellwood	\$ 12,000.00
Village of Crestwood	\$ 345,018.22
Village of Crestwood	\$ 12,000.00
Village of Calumet Park	\$ 452,761.73
Village of Calumet Park	\$ 12,000.00
Village of Chicago Ridge	\$ 579,104.32

Expended Detail	
Unit of Government	Funding Awarded
Village of Chicago Ridge	\$ 12,000.00
Village of Dixmoor	\$ 525,320.86
Village of Dixmoor	\$ 12,000.00
Village of Deerfield	\$ 1,768.37
Village of Deerfield	\$ 12,000.00
Village of Dolton	\$ 747,474.52
Village of Dolton	\$ 12,000.00
Village of Evergreen Park	\$ 365,193.77
Village of Evergreen Park	\$ 12,000.00
Village of Olympia Fields	\$ 169,184.92
Village of Olympia Fields	\$ 12,000.00
Village of Ford Heights	\$ 594,278.38
Village of Ford Heights	\$ 12,000.00
Village of Flossmoor	\$ 209,789.61
Village of Flossmoor	\$ 12,000.00
Village of Franklin Park	\$ 304,307.51

Expended Detail	
Unit of Government	Funding Awarded
Village of Franklin Park	\$ 12,000.00
Village of Forest View	\$ 115,171.33
Village of Forest View	\$ 12,000.00
Village of Golf	\$ 17,742.75
Village of Golf	\$ 12,000.00
Village of Glencoe	\$ 59,528.41
Village of Glencoe	\$ 12,000.00
Village of Glenwood	\$ 385,174.03
Village of Glenwood	\$ 12,000.00
Village of Glenview	\$ 420,229.37
Village of Glenview	\$ 12,000.00
Village of Hinsdale	\$ 18,358.09
Village of Hinsdale	\$ 12,000.00
Village of Hoffman Estates	\$ 426,795.15
Village of Hoffman Estates	\$ 12,000.00
Village of Hodgkins	\$ 167,372.20

# CRF Update | Units of Local Government

As of February 28th, 98 percent of funding for Units of Local Government has been expended

Expended Detail	
Unit of Government	Funding Awarded
Village of Hodgkins	\$ 12,000.00
Village of Hillside	\$ 247,069.99
Village of Hillside	\$ 12,000.00
Village of Inverness	\$ 80,630.72
Village of Inverness	\$ 12,000.00
Village of Justice	\$ 497,151.16
Village of Justice	\$ 12,000.00
Village of Kenilworth	\$ 22,029.39
Village of Kenilworth	\$ 12,000.00
Village of Oak Lawn	\$ 680,838.16
Village of Oak Lawn	\$ 12,000.00
Village of Lansing	\$ 510,341.94
Village of Lansing	\$ 12,000.00
Village of Lincolnwood	\$ 265,113.95
Village of Lincolnwood	\$ 12,000.00
Village of Lynwood	\$ 528,904.97

Expended Detail	
Unit of Government	Funding Awarded
Village of Lynwood	\$ 12,000.00
Village of Lyons	\$ 454,285.13
Village of Lyons	\$ 12,000.00
Village of Maywood	\$ 685,513.71
Village of Maywood	\$ 12,000.00
Village of Matteson	\$ 344,723.20
Village of Matteson	\$ 12,000.00
Village of Midlothian	\$ 366,510.34
Village of Midlothian	\$ 12,000.00
Village of Mount Prospect	\$ 502,578.25
Village of Mount Prospect	\$ 12,000.00
Village of Niles	\$ 61,934.10
Village of Niles	\$ 457,477.04
Village of Niles	\$ 12,000.00
Village of Northbrook	\$ 305,837.11
Village of Northbrook	\$ 12,000.00

Expended Detail	
Unit of Government	Funding Awarded
Village of Northfield	\$ 46,633.11
Village of Northfield	\$ 12,000.00
Village of North Riverside	\$ 186,278.21
Village of North Riverside	\$ 12,000.00
Village of Oak Park	\$ 450,182.53
Village of Oak Park	\$ 12,000.00
Village of Phoenix	\$ 545,212.76
Village of Park Forest	\$ 572,910.11
Village of Park Forest	\$ 12,000.00
Village of Posen	\$ 516,665.06
Village of Posen	\$ 12,000.00
Village of Riverside	\$ 124,718.94
Village of Riverside	\$ 12,000.00
Village of Orland Hills	\$ 152,705.78
Village of Orland Hills	\$ 12,000.00
Village of Riverdale	\$ 655,654.91

# CRF Update | Units of Local Government

As of February 28th, 98 percent of funding for Units of Local Government has been expended

Expended Detail	
Unit of Government	Funding Awarded
Village of Riverdale	\$ 12,000.00
Village of Richton Park	\$ 449,278.26
Village of Richton Park	\$ 12,000.00
Village of Robbins	\$ 655,046.58
Village of Robbins	\$ 12,000.00
Village of Rosemont	\$ 261,317.23
Village of Rosemont	\$ 12,000.00
Village of Orland Park	\$ 475,099.25
Village of Orland Park	\$ 12,000.00
Village of Schaumburg	\$ 556,426.86
Village of Schaumburg	\$ 12,000.00
Village of Schiller Park	\$ 274,974.29
Village of Schiller Park	\$ 12,000.00
Village of Streamwood	\$ 461,512.78
Village of Streamwood	\$ 12,000.00
Village of Steger	\$ 160,531.82

Expended Detail	
Unit of Government	Funding Awarded
Village of Steger	\$ 12,000.00
Village of Summit	\$ 629,244.46
Village of Summit	\$ 12,000.00
Village of Thornton	\$ 281,150.09
Village of Thornton	\$ 12,000.00
Village of Wheeling	\$ 621,226.91
Village of Wheeling	\$ 12,000.00
Village of Westchester	\$ 273,144.03
Village of Westchester	\$ 12,000.00
Village of Worth	\$ 262,025.91
Village of Worth	\$ 12,000.00
Palatine	\$ 227,013.20
Veteran Parks District	\$ 5,000.00
Village of Palos Park	\$ 168,866.08
Village of Palos Park	\$ 12,000.00
Village of River Forest	\$ 100,941.95

Expended Detail	
Unit of Government	Funding Awarded
Village of River Forest	\$ 12,000.00
Village of River Grove	\$ 458,813.79
Village of River Grove	\$ 12,000.00
Village of Roselle	\$ 35,459.57
Village of Roselle	\$ 12,000.00
Village of South Barrington	\$ 8,279.06
Village of South Chicago Heights	\$ 505,671.01
Village of South Chicago Heights	\$ 12,000.00
Village of South Holland	\$ 567,599.78
Village of South Holland	\$ 12,000.00
Village of Skokie	\$ 533,358.12
Village of Skokie	\$ 12,000.00
Village of Stone Park	\$ 45,940.37
Village of Stone Park	\$ 550,749.31
Village of Stickney	\$ 543,051.86
Village of Stickney	\$ 12,000.00

# CRF Update | Units of Local Government

As of February 28th, 98 percent of funding for Units of Local Government has been expended

Expended Detail	
Unit of Government	Funding Awarded
Village of Sauk Village	\$ 587,027.95
Village of Sauk Village	\$ 12,000.00
Village of Tinley Park	\$ 383,275.56
Village of Tinley Park	\$ 12,000.00
Village of University Park	\$ 17,348.33
Village of University Park	\$ 12,000.00
Village of Wilmette	\$ 189,608.77
Village of Wilmette	\$ 12,000.00
Village of Winnetka	\$ 94,966.73
Village of Winnetka	\$ 12,000.00
Village of Willow Springs	\$ 129,595.91
Village of Willow Springs	\$ 12,000.00
Village of Western Springs	\$ 115,956.91
Village of Western Springs	\$ 12,000.00
Wheeling Park District	\$ 5,000.00
Winnetka Park District	\$ 5,000.00

Expended Detail	
Unit of Government	Funding Awarded
Winnetka-Northfield Public Library District	\$ 5,000.00
Worth Park District	\$ 5,000.00
Worth Township	\$ 23,000.00
Westchester Park District	\$ 5,000.00
Westchester Public Library	\$ 5,000.00
Western Springs Park District	\$ 5,000.00
Wheeling Township	\$ 5,000.00